

3-Phase WYE RFI Power Line Filters For High Noise Applications

AMI-M31NB Series

Metal Enclosure Three Phase Single Stage Filters

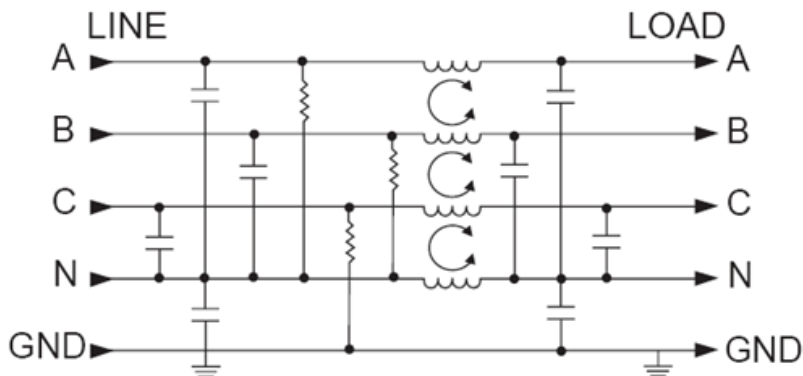


AMI Designation	Input/output Style	Current Rating	Inductance mH	Capacitance		Resistor KΩ	Max Leakage Current @ 120 VAC 60Hz/277 VAC 50Hz mA	TIL Insertion Loss	Case Style
		A	L mH	Cx nF	Cy pF				
Available Part Numbers	Threaded Bolts								
AMI-M31NB-10-25-E (3.96*6600*2000000*330)	10	25	3.96	6600	2000000	330	68/118	001	A
AMI-M-31NB-10-180-E (.35*13200*3000000*330)	10	180	0.35	13200	3000000	330	111/192	002	B

*95mm Terminal Block available only on 150A

Electrical Schematic

AMI-M31NB



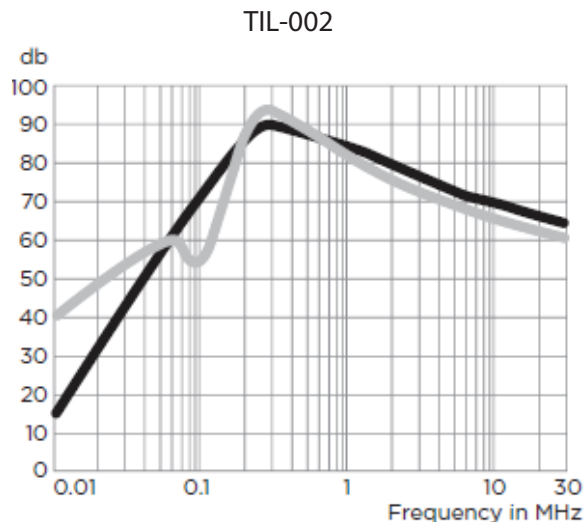
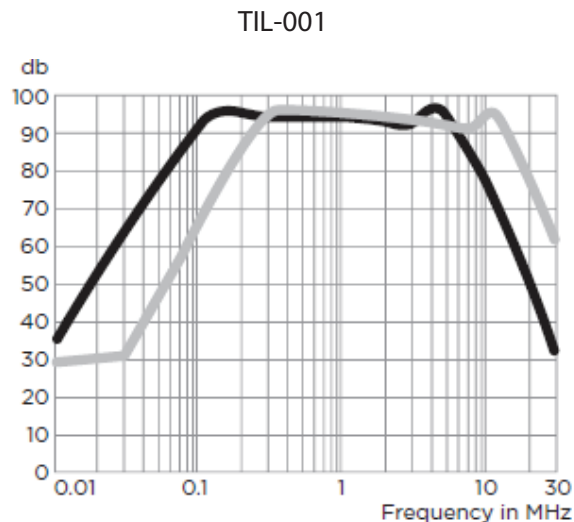
SPECIFICATIONS:

- Rated Voltage (max): Phase to Phase: 480 VAC, Phase to Neutral/Ground: 277 VAC
- Operating Frequency: 50/60 Hz
- Operating Current: 16 to 200 A
- Hi-pot Rating (one minute):
 - Line to Ground: 1850 VDC
 - Line to Line: 1850 VDC
 - Line to Neutral: 1450 VDC
- Operating Ambient Temperature Range (at rated current I_r): -10°C to +40°C. In an ambient temperature (T_a) higher than +40°C the maximum operating current (I_o) is calculated as follows: $I_o = I_r \sqrt{[(85 - T_a)/45]}$

3-Phase WYE RFI Power Line Filters For High Noise Applications

Performance Data Typical Insertion Loss

Measured in closed 50 Ohm system



Minimum Insertion Loss

Measured in closed 50 Ohm system

Common Mode/Asymmetrical (Line to Ground)

Current Rating	Frequency-MHz							
Part No.	.01	.05	.1	.5	1	5	10	30
AMI-M31NB-10-25-E	26	68	83	93	88	68	45	4
AMI-M31NB-10-180-E	3	53	55	97	89	81	56	20

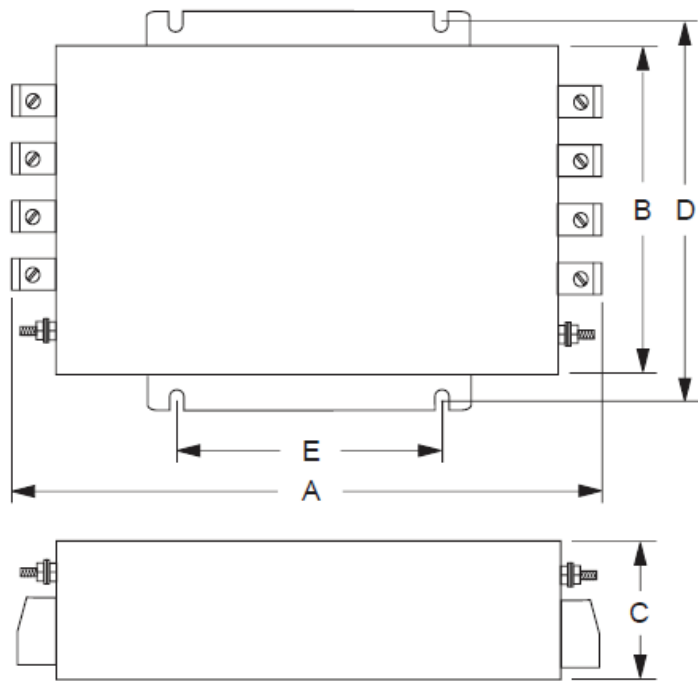
Differential Mode/Symmetrical (Line to Line)

Current Rating	Frequency-MHz							
Part No.	.01	.05	.1	.5	1	5	10	30
AMI-M31NB-10-25-E	23	33	60	100	95	87	70	38
AMI-M31NB-10-180-E	30	41	50	70	64	49	42	26

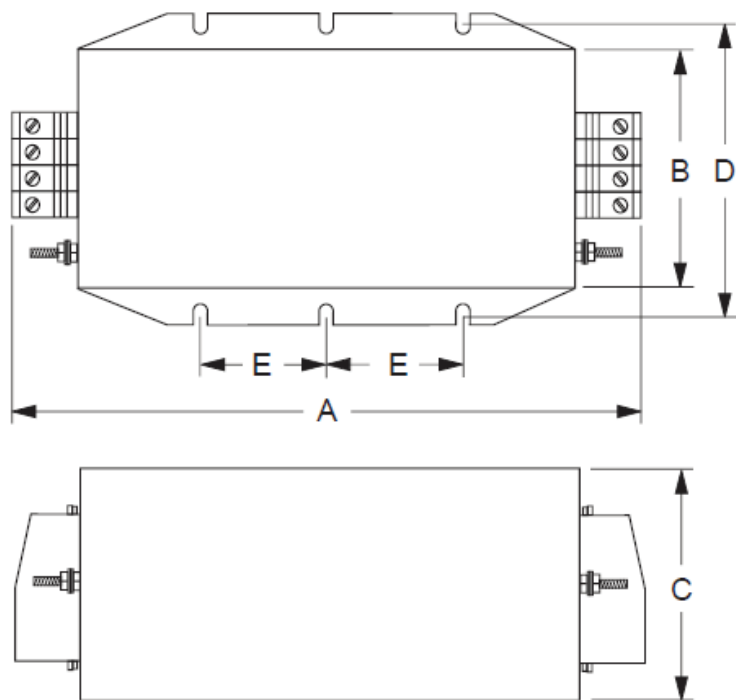
3-Phase WYE RFI Power Line Filters For High Noise Applications

Case Styles

STYLE A



STYLE B



3-Phase WYE RFI Power Line Filters For High Noise Applications

Terminals:

Part No.	Terminal	Size	Torque max. lbf-in [N-m]
AMI-M31NB-10-25-E	Ground Line/Load	M5 6mm ² Terminal Block	26.58 [3.0] 15.93 [1.8]
AMI-M31NB-10-180-E	Ground Line/Load	M10 95mm ² Terminal Block	177.0 [20.0] 177.0 [20.0]

Case Dimensions:

Model Number	A max	B max	C max	D $\begin{smallmatrix} \pm .015 \\ \pm .38 \end{smallmatrix}$	E max
AMI-M31NB-10-25-E	9.96"/246mm	5.08"/129.0mm	2.52"/64.0mm	5.71"/145.0mm	4.53"/115mm
AMI-M31NB-10-180-E	15.71"/399.0mm	5.55"/141.0mm	5.55"/141.0mm	6.10"/155.0mm	3.25"/82.5mm

*95mm Terminal Block available only on 150A