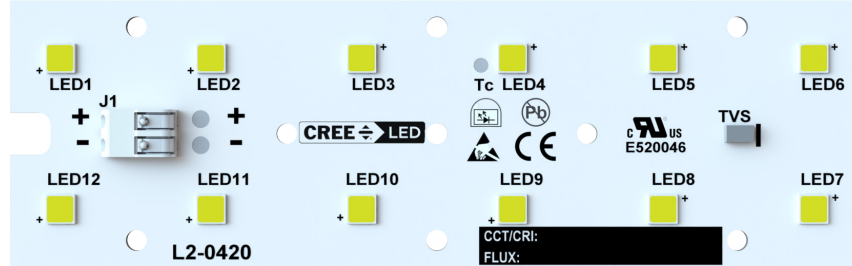


LS12P Product Family



PRODUCT DESCRIPTION

The LS12P product family is equipped with 12 J Series® 5050 LEDs, either JR5050C E Class, JK5050B H Class or JR5050B K Class LEDs, providing three different levels of performance. The LS12P product family is a Cree LED standard product.

These PCBAs are available in a 12-LED rectangular configuration with one two-pole connector and a TVS diode for circuit protection.

J Series® 5050 LEDs are optimized for medium-density lighting applications where high efficacy and long lifetime are critical, such as street lights, outdoor area and indoor directional lights.

FEATURES

- Three performance options with either JR5050C E Class, JK5050B H Class or JR5050B K Class LEDs
- 2700-5000 K ANSI CCTs
- 70 CRI (other options available)
- 3-step MacAdam ellipse
- Flux and chromaticity binned at $T_c = 60\text{ }^\circ\text{C}$
- 2-pin poke-in connector
- 2000-V, Class 2 ESD-rated LEDs
- REACH and RoHS compliant
- UL® recognized component (E520046)



Cree LED / 4001 E. Hwy. 54, Suite 2000 / Durham, NC 27713 USA / +1.919.313.5330 / www.cree-led.com

TABLE OF CONTENTS

Maximum Ratings & Typical Characteristics 3

Electrical Characteristics & Circuit Designs 3

Order Code Format 4

Flux Characteristics 5

Typical Spatial Distribution..... 6

Relative Spectral Power Distribution 6

Chromaticity 7

Mechanical Details..... 8

PCB Properties & Configurations 9

Packaging Box Dimensions..... 9

Product Label 9

Inner Box Label..... 9

Notes 10

MAXIMUM RATINGS & TYPICAL CHARACTERISTICS

Characteristics	Unit	Minimum	Typical	Maximum
Viewing angle (FWHM)	degrees		120	
ESD classification (HBM per Mil-Std-883L)	-	Class 2 (<2 kV)		
Isolation breakdown voltage (V_{ac})	V	> 3000		
LED junction temperature (T_j)	°C			125
PCBA case temperature (T_c)	°C	-40		105
Ambient operating humidity, non-condensing	RH%			80
Storage temperature	°C	-40		85
Color consistency (MacAdam ellipse)	-			3-step

ELECTRICAL CHARACTERISTICS & CIRCUIT DESIGNS

LED Class	LED Qty	Circuit Design		Current		Voltage @ 60 °C			Power @ 60 °C		
		Series	Parallel	Binning Current (A)	Maximum Current (A)	Minimum Voltage (V)	Typical Voltage (V)	Maximum Voltage (V)	Minimum Power (W)	Typical Power (W)	Maximum Power (W)
E	12	6	2	1.05	2	32.8	34.0	35.2	34.5	35.7	37.0
H						34.7	35.9	37.2	36.4	37.7	39.1
K						33.1	34.3	35.5	34.7	36.0	37.2

1. Voltage and power calculations are based on the typical current condition.
2. Maximum current and power are based on the maximum number of LEDs. PCBA power must be managed by heat sink or duty cycle to remain below the stated maximum temperature.

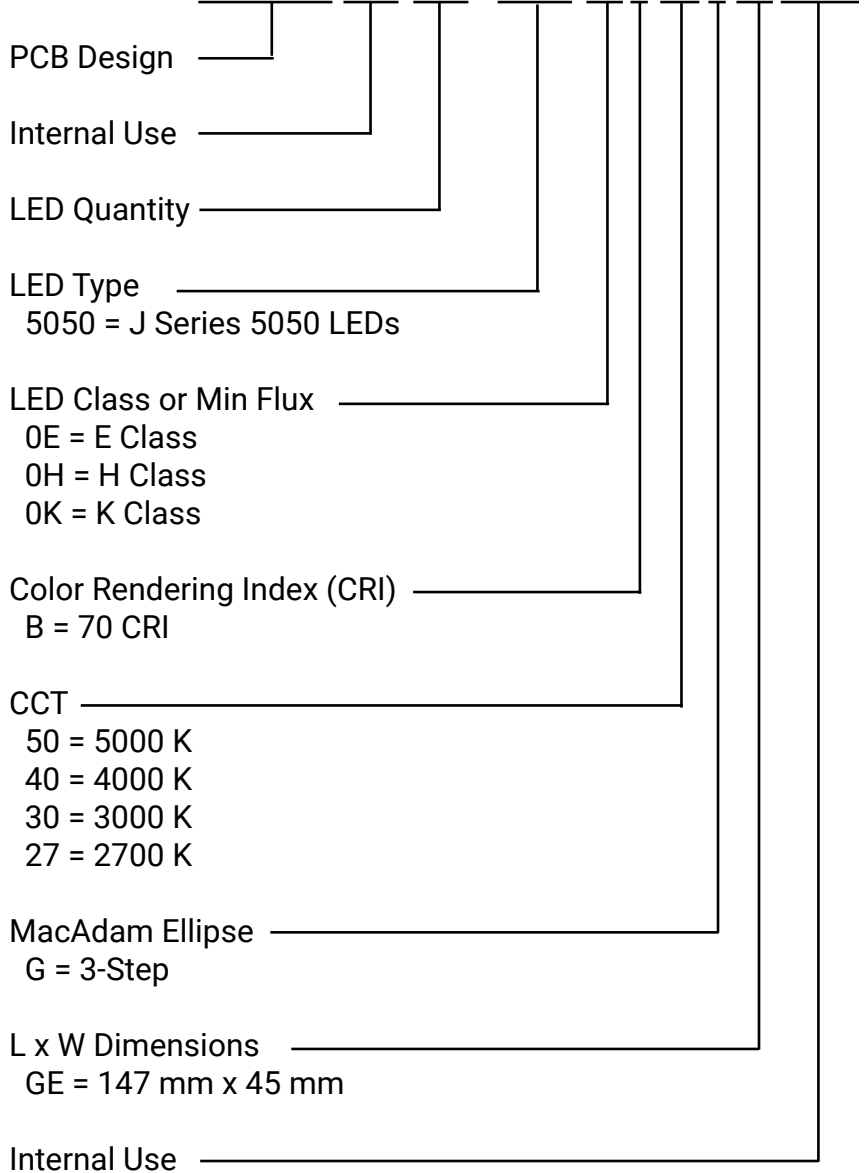
ORDER CODE FORMAT

Order codes for LS12P PCBAs are configured as follows:

Order Code Example: L2-0420000012-50500EB27GGE000A

Expanded: L2-0420 000 012 - 5050 0E B 27 G GE 000A

Code Details: AA-AAAA BBB CCC - DDDD EE F GG H JJ KKKK



FLUX CHARACTERISTICS ($T_c = 60\text{ }^\circ\text{C}$)

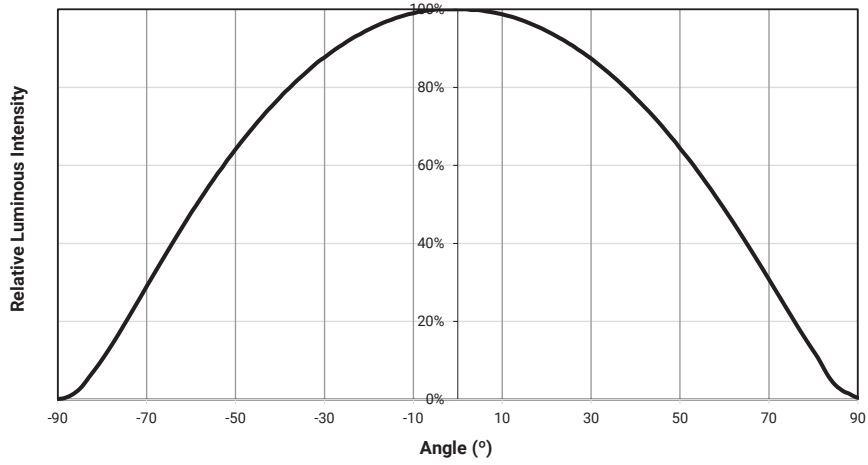
All values at @ $T_c = 60\text{ }^\circ\text{C}$, 1.05 A.

The following table lists LS12P PCBA order codes. For chromaticity bin definitions, please see the Chromaticity section.

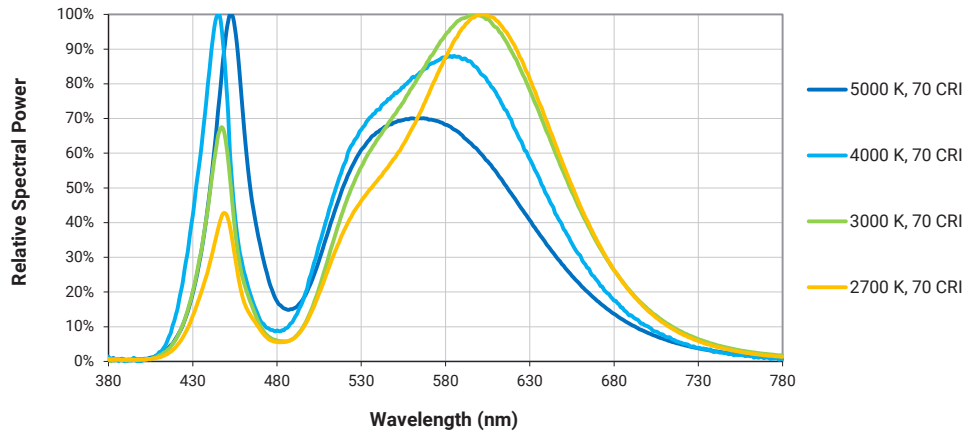
Final PN	LED Class	LED Qty	CCT	CRI	Minimum LPW	Typical LPW	Maximum LPW	Minimum Flux	Typical Flux	Maximum Flux
L2-0420000012-50500EB27GGE000A	E	12	2700	70	167	179	192	5948	6396	6844
L2-0420000012-50500EB30GGE000A	E	12	3000	70	172	185	198	6160	6624	7088
L2-0420000012-50500EB40GGE000A	E	12	4000	70	185	199	213	6607	7104	7601
L2-0420000012-50500EB50GGE000A	E	12	5000	70	185	199	213	6607	7104	7601
L2-0421000012-50500HB27GGE000A	H	12	2700	70	156	168	179	5881	6324	6767
L2-0421000012-50500HB30GGE000A	H	12	3000	70	165	178	190	6238	6708	7178
L2-0421000012-50500HB40GGE000A	H	12	4000	70	176	190	203	6651	7152	7653
L2-0421000012-50500HB50GGE000A	H	12	5000	70	176	190	203	6651	7152	7653
L2-0421000012-50500KB27GGE000A	K	12	2700	70	155	167	178	5580	6000	6420
L2-0421000012-50500KB30GGE000A	K	12	3000	70	163	175	188	5870	6312	6754
L2-0421000012-50500KB40GGE000A	K	12	4000	70	172	184	197	6171	6636	7101
L2-0421000012-50500KB50GGE000A	K	12	5000	70	172	184	197	6171	6636	7101

- Cree LED maintains measurement tolerances of $\pm 7\%$ on flux and power, ± 0.005 on chromaticity (CCx, CCy) and ± 2 on CRI.

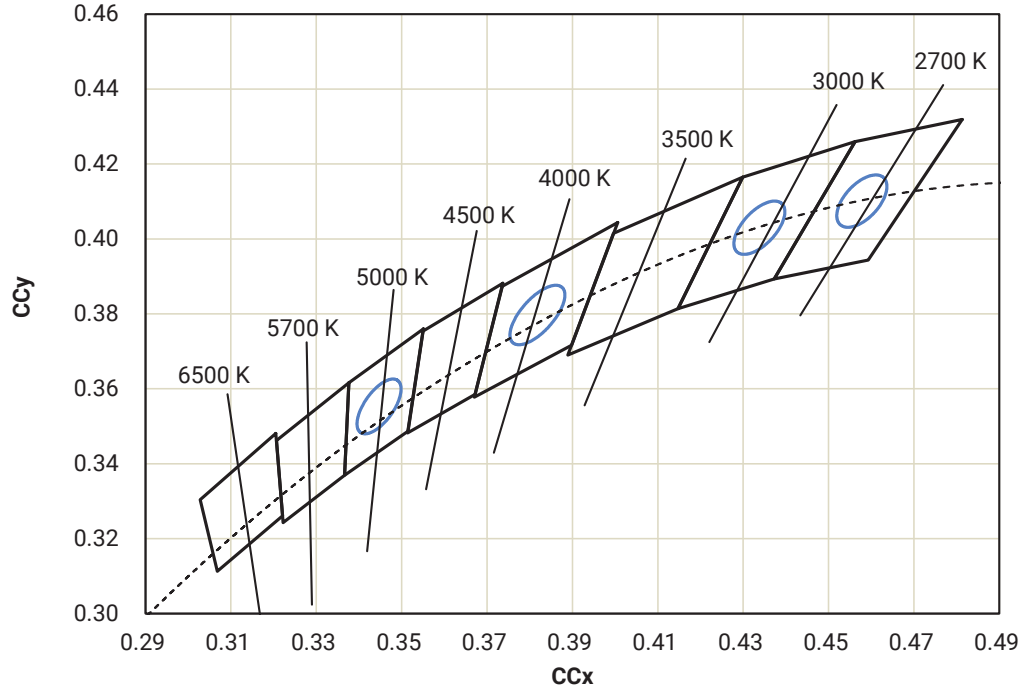
TYPICAL SPATIAL DISTRIBUTION



RELATIVE SPECTRAL POWER DISTRIBUTION



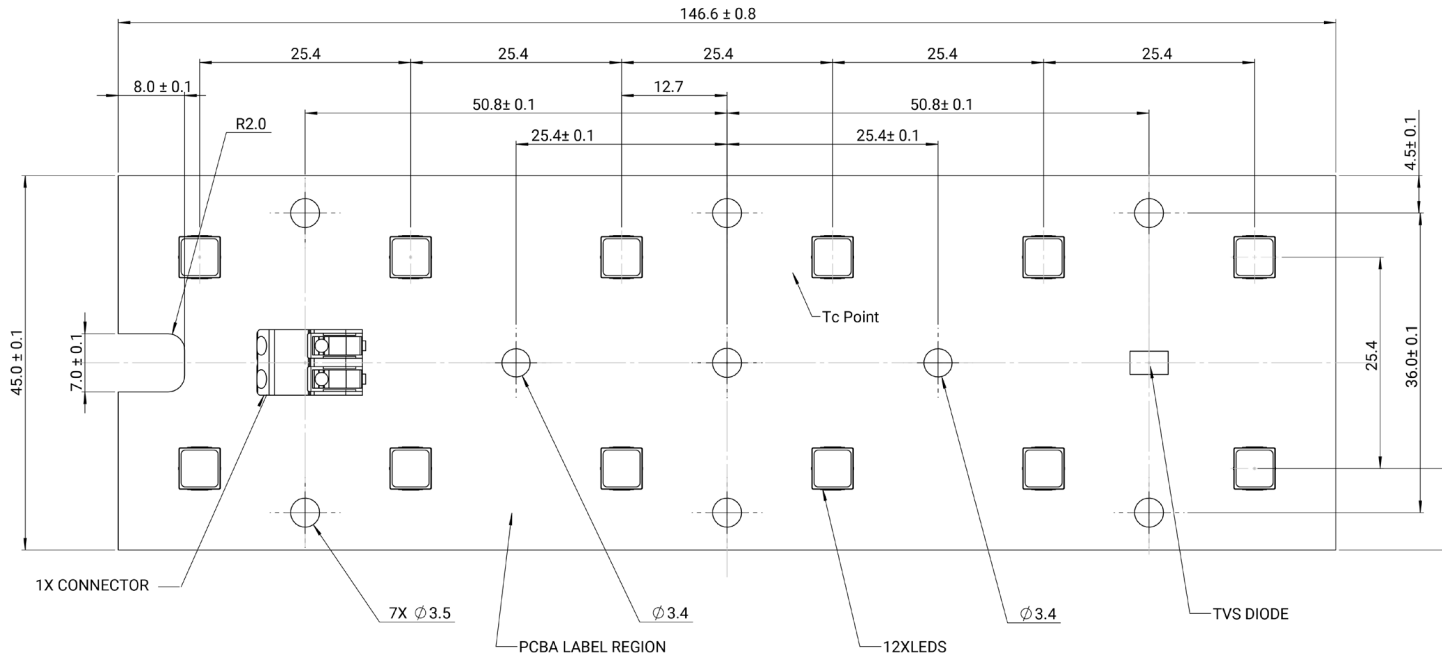
CHROMATICITY ($T_c = 85^\circ\text{C}$)



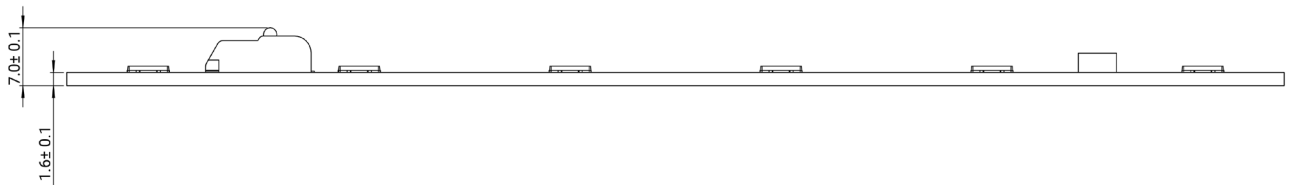
CCT	MacAdam Ellipse	Center Point		Major Axis	Minor Axis	Rotation Angle (°)
		x	y	a	b	
5000 K	3-step	0.3447	0.3553	0.00822	0.00354	59.62
4000 K	3-step	0.3818	0.3797	0.00939	0.00402	53.72
3000 K	3-step	0.4338	0.4030	0.00834	0.00408	53.22
2700 K	3-step	0.4578	0.4101	0.00810	0.00420	53.70

MECHANICAL DETAILS

Tolerances: Length/Width/Thickness: ± 0.1 mm or as shown in the diagram



Top View



Side View

Tolerances for critical dimensions are shown above. All other dimensions are nominal and for reference only.

PCB PROPERTIES & CONFIGURATIONS

Property	PCB Part Number	
	L2-0420	L2-0421
PCB Material	Aluminum MCPCB	
Solder Mask Material	White	
Silkscreen Color	Black	
LED Count	12	
Electrical Connector	Wago 2060-452	
Conductor Entry Angle	0 Degree	

PACKAGING BOX DIMENSIONS

PCB PN	PCBs per Pallet	PCBs per Box	Box Length (mm)	Box Width (mm)	Box Height (mm)	Box Weight (kg)	Pallet Size (mm)	Pallet Weight (kg)	Boxes per Pallet
L2-0420, L2-0421	5600	280	600	400	200	11	1200x800	20	24

PRODUCT LABEL

The CRI, CCT, useful lumens and a 2D datamatrix will be marked on the PCBA.

INNER BOX LABEL

Inner box label example, details will vary by product and specifications. 2D barcode includes all label fields.



NOTES

Measurements

The luminous flux, radiant power, chromaticity, forward voltage and CRI measurements in this document are binning specifications only and solely represent product measurements as of the date of shipment. These measurements will change over time based on a number of factors that are not within Cree LED's control and are not intended or provided as operational specifications for the products. Calculated values are provided for reference and informational purposes only and are not intended or provided as specifications.

ESD

The LED PCBAs carry a Class 2 (2 kV) rating for electrostatic discharge (ESD) based on the ES&S Component Sensitivity Classification - Human Body Model (per ESD STM5.1-2007).

LED PCBAs must be handled with proper ESD handling protocols. Cree LED recommends removing LED PCBAs from packaging at an ESD-safe workstation and using appropriate handling protocols and precautions when handling the LED PCBAs.

Storage Conditions

Store LED PCBAs in their original packaging to minimize potential for unintended contact and contamination. LED PCBAs must be maintained between 0 - 40 °C within 0% to 80% humidity non-condensing.

RoHS Compliance

The levels of RoHS restricted materials in this product are below the maximum concentration values (also referred to as the threshold limits) permitted for such substances, or are used in an exempted application, in accordance with EU Directive 2011/65/EC (RoHS2), as implemented January 2, 2013. RoHS Declarations for this product can be obtained from your Cree LED representative or from the [Product Ecology](#) section of the Cree LED website.

REACH Compliance

REACH substances of very high concern (SVHCs) information is available for this product. The European Chemical Agency (ECHA) frequently revises the SVHC listing, please contact a Cree LED representative to receive the most up-to-date REACH SVHC Declaration. REACH banned substance information (REACH Article 67) is also available upon request.

UL® Recognized Component

This product meets the requirements to be considered a UL Recognized Component with Level 4 enclosure consideration. The LED package or a portion thereof has been investigated as a fire and electrical enclosure per ANSI/UL 8750.

Vision Advisory

Users should be cautioned not to stare at the light of this LED product. The bright light can damage the eye. For more information about LEDs and eye safety, please refer to the [LED Eye Safety application note](#).

Hot Plugging

The LED PCBAs must not be electrically connected to an energized driver.