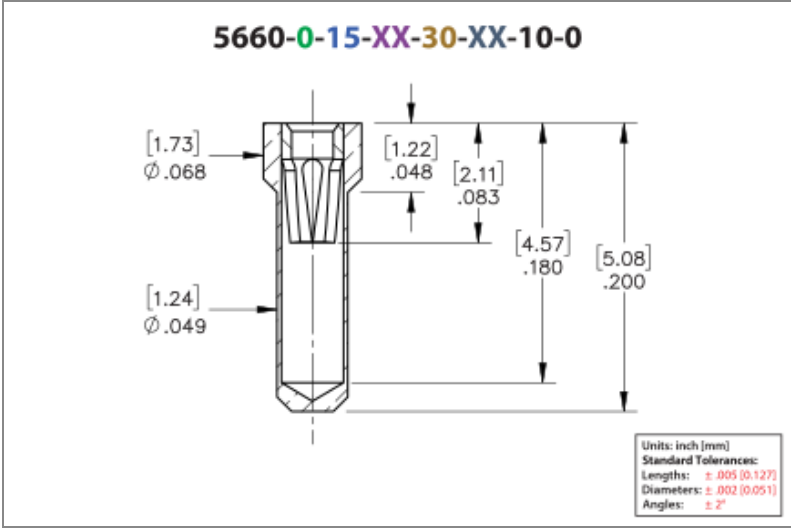




PRODUCT NUMBER: 5660-0-15-15-30-27-10-0

www.mill-max.com
DATA SHEET



5660-0-15-15-30-27-10-0 SPECIFICATIONS

General Info	
Description ¹ :	Receptacle With No Tail
Mounting Feature ² :	Solder Mount
Mounting Hole: .053" (1,346mm)	
Pin Diameter Range:	.015"-.025" (0,381-0,635mm)
Packaging:	Packaged in Bulk
RoHS ³ :	Yes
Product Lifecycle ⁴ :	Active
Country Of Origin:	USA

Materials	
Shell Material ⁵ :	Brass Alloy
Shell Plating ⁶ :	10 μ " Gold over Nickel
Contact Plating ⁷ :	30 μ " Gold over Nickel

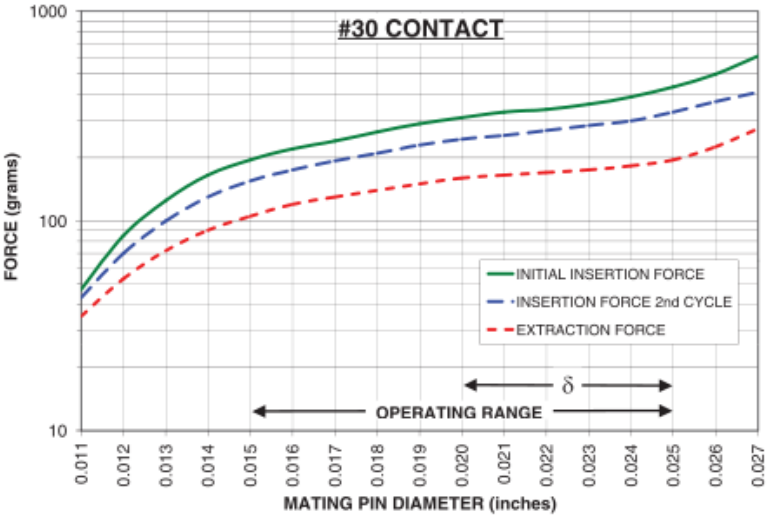
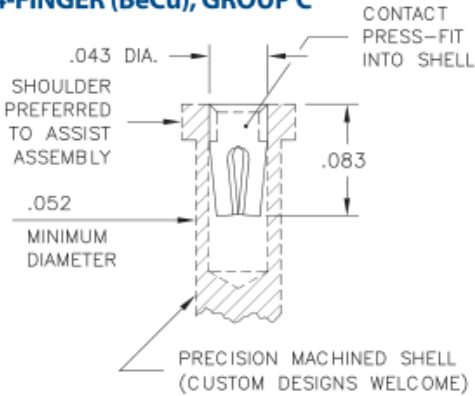
Technical Specs	
Mechanical life	1,000 Cycles Minimum (Durability) ⁸ :
Operating Temperature Range ⁹ :	-55/+125° C
Maximum Current:	12A @ 30° C Temp. Rise
Maximum Derated Current:	9.6A
Contact Resistance:	10 mΩ Max
Shock ¹⁰ :	No Elect. Discontinuity > 1μs @ 50g
Vibration ¹¹ :	No Elect. Discontinuity > 1μs @ 10-2000HZ, 20 G

NOTES:

- 1. Standard Tolerances:
Lengths +/- .005" (0,13)
Diameters: +/- .002" (0,051)
Angles: +/- 2°
- 2. For through-hole solder mounting of this part, the suggestion is to make the finished hole size, at its minimum, .004" larger than the diameter being soldered into the mounting hole.
- 3. Mill-Max products labeled with the RoHS symbol are compliant with all three ROHS Directives. All of our products previously described as RoHS (2002/95/EC) and RoHS-2 (2011/65/EC) are also compliant with RoHS-3 (2015/863/EU).
- 4. Part is Active and in Production, No Scheduled Obsolescence
- 5. Brass Alloy 360 per ASTM B 16, or 385 per ASTM B455
- 6. GOLD per ASTM B 488, Type 1 (99.7% min. gold), Code C (130-200 HK {Knoop hardness}); NICKEL per ASTM B 689, Type 2 (Bright),
- 7. GOLD per ASTM B 488, Type 1 (99.7% min. gold), Code C (130-200 HK {Knoop hardness}); NICKEL per ASTM B 689, Type 2 (Bright)
- 8. Receptacles are capable of 1,000 Minimum insertion/extraction cycles for a broad range of applications. Mating pin size, shape and finish, along with application specific variables, will affect the life of a receptacle contact.
- 9. Per IEC 60512-11-(4,-9,-10,-12)
- 10. Per IEC 60512-6-3: Test 6c: Shock
- 11. Per IEC 60512-6-4: Test 6d: Vibration (sinusoidal)

CONTACT:

#30 CONTACT
FOR .015"-.025" DIAMETER PINS (δ = .005)
4-FINGER (BeCu), GROUP C



The insertion / extraction force characteristics above were derived using a 30 microinch gold-plated contact and polished steel gauge pins having a bullet-shaped tip. The curves represent typical average values; they are best used to compare the differences between similar size contacts and to guide you in selecting one that is suitable for your application. Your results may vary, so for your specification, we encourage you to obtain complimentary samples for your evaluation.

Material	Beryllium Copper	Fingers	4
Compliancy (δ)	0.005	Length	.083" (2,108mm)
Maximum Current	12A @ 30° C Temp. Rise	Maximum Operating Temp @ Max Current	120.00° C
20% De-rated Maximum Current	9.60A	Contact Resistance	10.00mΩ Max

ADDITIONAL NOTES AND SPECIFICATIONS

In the interest of improved design, quality and performance , Mill-Max reserves the right to make changes in its specifications without prior notice. Specifications and tolerances are provided wherever possible. The tolerance on dimensions of critical to function features is typically held tighter than the stated standard tolerances, such as press-fits, holes and lengths affecting the coplanarity of SMT products. Due to the wide variety of interconnects Mill-Max offers, the specific tolerances vary from product to product. If you need information regarding the tolerance of a particular part, please contact Technical Services.

RELATED LINKS AND DOCUMENTS

- Environmental Compliance: <https://www.mill-max.com/rohs>