

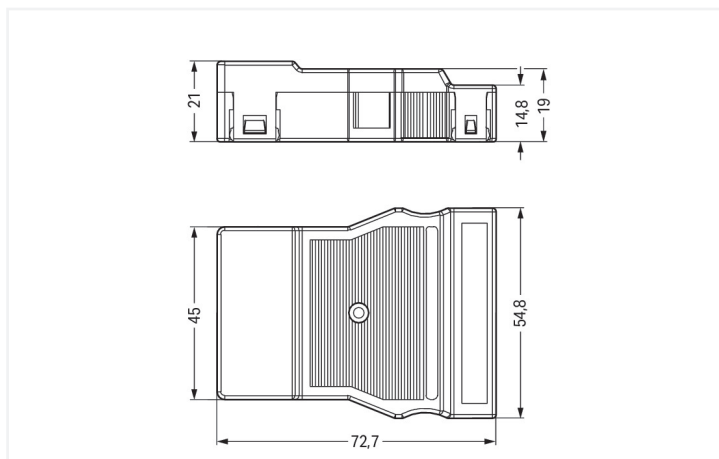
Data Sheet | Item Number: 770-505/021-000

Strain relief housing; 5-pole; for 1 cable; 11.5 ... 16.5 mm; 71 mm; black

<https://www.wago.com/770-505/021-000>



Color: ■ black



Dimensions in mm

Strain relief housing *WINSTA*® MIDI 5-pole

Choose reliable accuracy for the electrical installation at your construction site: The strain relief housing from the *WINSTA*® MIDI product line. With WAGO, you can enjoy the advantages of a large selection of expansions for the *WINSTA*® product line. *WINSTA*® MIDI with Push-in CAGE CLAMP® spring pressure connection technology is found in a broad range of individual products you can use for quick, easy, secure, tailored electrical installation. The strip length is 71 mm.

Lower costs through fast commissioning and elimination of service expenses – solutions from *WINSTA*® MIDI

The *WINSTA*® Pluggable Connection System is perfectly tailored to the very strict requirements of building installation. It makes electrical installation pluggable, and therefore faster, more reliable, and error-free. Use of this pre-assembled system reduces time spent on assembly and installation errors at the construction site. Choose durability and quality – with protection against mismatching from WAGO makes the installation of electrical components significantly easier.

- simple circuits
- rapid, structured electrical installation

Notes

General safety information

NOTICE: Observe installation and safety instructions!

1. Only to be used by a qualified electrician or by a person electrically instructed for the task (EIP per DIN VDE 0105-100).
2. Do not install while energized or under load.
3. Use only for its intended purpose.
4. Observe applicable national regulations, standards and directives.
5. Observe the technical specifications of the products.
6. Ensure correct polarity assignment.
7. Do not use damaged or contaminated components.
8. Observe conductor types, conductor cross-sections, strip lengths and cable diameters.
9. Insert conductors up to the stop.
10. Use only with locking lever and strain relief.
11. Use original accessories only.

To be sold only with installation instructions!

Connection Data

Connection 1

Pole number	5
Connectable sheathed cable diameter	11.5 ... 16.5 mm
Strip length (outer insulation)	71 mm

Physical data

Pin spacing	10 mm / 0.394 inches
Width	54.75 mm / 2.156 inches
Height	21 mm / 0.827 inches
Depth	72.7 mm / 2.862 inches

Mechanical data

Screw tightening torque	0.5 Nm
-------------------------	--------

Material data

Note (material data)	Information on material specifications can be found here
Color	black
Material group	I
Insulation material (main housing)	Polyamide (PA66)
Flammability class per UL94	V0
Fire load	0.476 MJ
Weight	19 g

Environmental requirements

Processing temperature	-5 ... +40 °C
Continuous operating temperature	-35 ... +85 °C
Note on continuous operating temperature	Insulating parts for temperatures ≤ 105 °C

Commercial data

PU (SPU)	25 pcs
Packaging type	Box
Country of origin	DE
GTIN	4045454026219
Customs tariff number	39269097900

Product Classification

UNSPSC	39121722
eCl@ss 10.0	27-44-06-92
eCl@ss 9.0	27-44-06-92
ETIM 9.0	EC002863
ETIM 10.0	EC002863
ECCN	NO US CLASSIFICATION

Environmental Product Compliance

RoHS Compliance Status	Compliant, No Exemption
------------------------	-------------------------

Approvals / Certificates

General approvals



Approval	Standard	Certificate Name
cURus Underwriters Laboratories Inc.	UL 1977	E45171
VDE VDE Prüf- und Zertifizierungsinstitut	EN 61535	40029808

Downloads





Environmental Product Compliance

Compliance Search	
Environmental Product Compliance 770-505/021-000	↓

Documentation

Bid Text			
770-505/021-000	19.02.2019	xml 2.84 KB	↓
770-505/021-000	10.12.2014	doc 24.00 KB	↓

CAD/CAE-Data

CAD data	CAE data
2D/3D Models 770-505/021-000 	EPLAN Data Portal 770-505/021-000 
	WSCAD Universe 770-505/021-000 
	ZUKEN Portal 770-505/021-000 

1 Compatible Products

1.1 Optional Accessories

1.1.1 Marking

1.1.1.1 Marking strip



Item No.: 210-333

Marking strips; as a DIN A4 sheet; Strip width 6 mm; Strip length 182 mm; plain; Self-adhesive; white