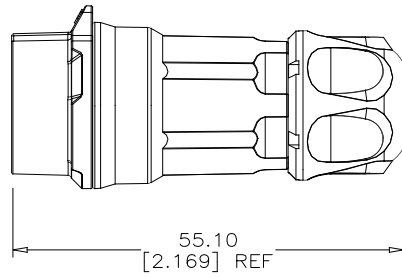
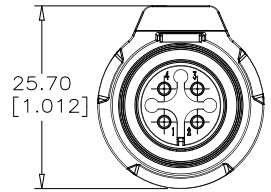
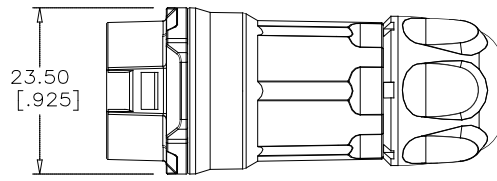
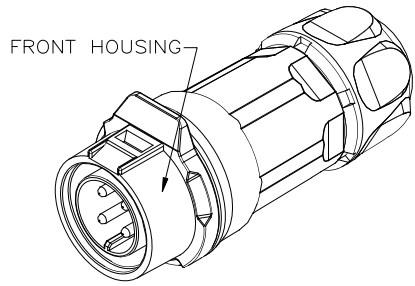
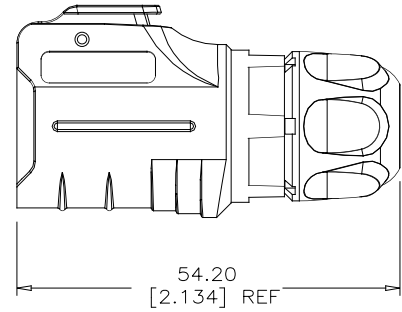
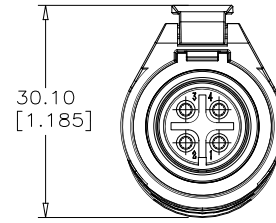
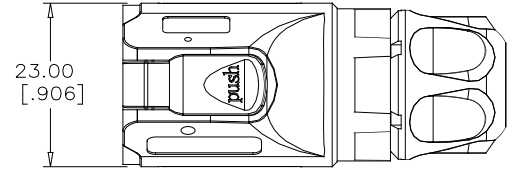
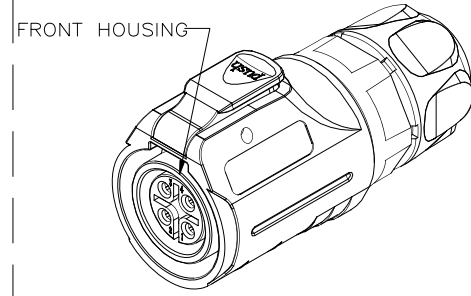


REVISIONS			
REV	DESCRIPTION, ECN, EAR NO.	DATE	APP'D
B	PROPOSAL DRAWING (EAR 14575)	MAR14/18	K.L.
C	UPDATING COMMON TERMINOLOGY	MAY18/18	A.G.

FEMALE & PIN CONTACTS



MALE & SOCKET CONTACTS



SEE SHEET 2 FOR ORDERING CODE AND ADDITIONAL INFORMATION



UNLESS SPECIFIED OTHERWISE	DRAWN	K.XIONG	OCT09/17
PRIMARY UNITS MILLIMETERS	CHECKED	K.LAMBIE	MAR14/18
SECONDARY INCHES	M.E. APP'D		
REFERENCE IN PARENTHESES	Q.A. APP'D		
GENERAL TOLERANCES	DWG APP'D	A.GREEN	MAR14/18
1 DECIMAL PLACE ±0.25	ENG. REL. NO.		
2 DECIMAL PLACES ±0.15	REF.	EAR 14575	
3 DECIMAL PLACES ±0.05	THIRD ANGLE PROJECTION		
ANGULAR DEGREES	DO NOT SCALE DRAWING		

Amphenol Canada Corp. Commercial Products	
MRD SERIES RUGGED CONNECTOR, MALE OR FEMALE, 4 POSITIONS, LATCH LOCK, CABLE FIELD ASSEMBLY, IP67 RATING, RoHS COMPLIANT	
DWG NO.	REV
P-MRD-BX04-M1X-000	C
CODE ID NO. 03554	DWG SIZE X
SCALE XX:1	SHEET 1 OF 2

REVISIONS			
REV	DESCRIPTION, ECN, EAR NO.	DATE	APP'D
B	PROPOSAL DRAWING (EAR 14575)	MAR14/18	K.L.
C	UPDATING COMMON TERMINOLOGY	MAY18/18	A.G.

ORDERING CODE: M R D - B X 0 4 - M 1 X - 0 0 0

SERIES _____

CONTACT SIZE & MECHANISM _____
B=1.5mm & LATCH LOCK

HOUSING ORIENTATION & CONTACT TYPE _____
G=FEMALE METAL HOUSING & PIN CONTACTS
J=FEMALE PLASTIC HOUSING & PIN CONTACTS
N=MALE METAL HOUSING & SOCKET CONTACTS
R=MALE PLASTIC HOUSING & SOCKET CONTACTS

NUMBER OF CONTACTS _____
04=FOUR CONTACTS

SPECIALS
000=STANDARD

GROMMET SIZE OPTION
6=GROMMET FOR 7.0 (.276) TO 9.0 (.354) CABLE OD
7=GROMMET FOR 4.0 (.157) TO 7.0 (.276) CABLE OD

CONTACT TERMINATION TYPE
M1=SOLDER CUP, FOR FIELD ASSEMBLY CABLE END

NOTES:

- MATERIAL: ALL MATERIALS ARE RoHS COMPLIANT PER EU DIRECTIVE 2011/65/EU
HOUSING: THERMOPLASTIC PBT, UL FLAMMABILITY RATING 94V-0, BLACK
CONTACTS: COPPER ALLOY PLATED WITH GOLD FLASH OVER NICKEL
GROMMET: SILICONE RUBBER
FRONT HOUSING: ZINC ALLOY PLATED WITH CHROME OR THERMOPLASTIC PBT. SEE PART NUMBER TABLE.
- ELECTRICAL CHARACTERISTICS:
CURRENT RATING: 10A
OPERATING VOLTAGE: 500V AC MAXIMUM
DIELECTRIC WITHSTANDING VOLTAGE: 2500V DC
CONTACT RESISTANCE: 5.0mΩ MAXIMUM.
- RECOMMENDED CABLE OUTSIDE DIAMETER: DEPENDS ON GROMMET SELECTED, SEE ORDERING CODE AND PART NUMBER TABLE.
- ENVIRONMENTAL PROTECTION: IP67 PER IEC 60529 IN THE MATED CONDITION.

PART NUMBER TABLE:

CONNECTOR PART NUMBER	CONNECTOR TYPE	CONTACT TYPE	RECOMMENDED CABLE OD RANGE	FRONT HOUSING MATERIAL
MRD-BG04-M16-000	FEMALE	PIN	7.0 (.276) - 9.0 (.354)	ZINC/CHROME
MRD-BG04-M17-000	FEMALE	PIN	4.0 (.157) - 7.0 (.276)	ZINC/CHROME
MRD-BJ04-M16-000	FEMALE	PIN	7.0 (.276) - 9.0 (.354)	PBT
MRD-BJ04-M17-000	FEMALE	PIN	4.0 (.157) - 7.0 (.276)	PBT
MRD-BN04-M16-000	MALE	SOCKET	7.0 (.276) - 9.0 (.354)	ZINC/CHROME
MRD-BN04-M17-000	MALE	SOCKET	4.0 (.157) - 7.0 (.276)	ZINC/CHROME
MRD-BR04-M16-000	MALE	SOCKET	7.0 (.276) - 9.0 (.354)	PBT
MRD-BR04-M17-000	MALE	SOCKET	4.0 (.157) - 7.0 (.276)	PBT



UNLESS SPECIFIED OTHERWISE	DRAWN K.XIONG	OCT09/17
PRIMARY UNITS MILLIMETERS	CHECKED K.LAMBIE	MAR14/18
SECONDARY INCHES	M.E. APP'D	
REFERENCE IN PARENTHESES	Q.A. APP'D	
GENERAL TOLERANCES	DWG APP'D A.GREEN	MAR14/18
1 DECIMAL PLACE ±0.25	ENG. REL. NO.	
2 DECIMAL PLACES ±0.15	REF. EAR 14575	
3 DECIMAL PLACES ±0.05		
ANGULAR DEGREES	THIRD ANGLE PROJECTION	DO NOT SCALE DRAWING

Amphenol Canada Corp. Commercial Products	
MRD SERIES RUGGED CONNECTOR, MALE OR FEMALE, 4 POSITIONS, LATCH LOCK, CABLE FIELD ASSEMBLY, IP67 RATING, RoHS COMPLIANT	
DWG NO. P-MRD-BX04-M1X-000	REV C
CODE ID NO. 03554	DWG SIZE X SCALE XX:1 SHEET 2 OF 2