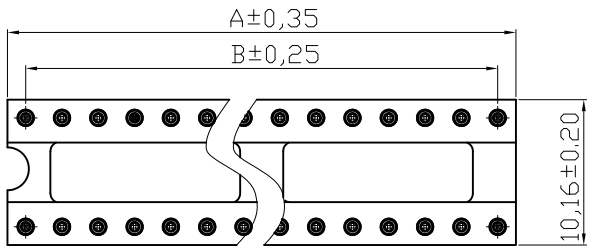

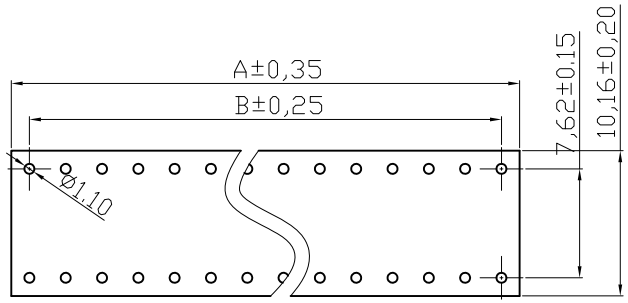

PCB LAYOUT

Material:
- Pin (outer sleeve) : Brass,machined, CuZn38Pb2
- Clip(contact 4 finger) : PHBZ
- Contact Plating : 2um/80u"nickel,5um/200u"Tin
- Clip Plating: 2um/80 u"nickel,Gold Flash
- Insulator body(black) : Glass filled thermoplastic polyester UL94V-0

Electrical
- Current rating : 3 Amps/contact max.
- Contact resistance : ≦4mΩ /contact
- Insulation resistance : ≧10000MΩ at 500VAC
- Rated voltage : 100 VRMS /150VDC

Mechanical
- Operating temperature : 40°C to +105°C
- Average insertion force with steel pin of: ø0.43mm/0.017" < 250g
- Average withdrawal force with steel pin of ø0.43mm/0.017" >50g
- Mechanical life : min.200

Environmental data
- Solderability (IEC 60068-2-20. Ta) :235°C, 2s
- Resistance to soldering heat (IEC 60068-2-20. Tb) :
- -Through hole mount components :260°C, 10s

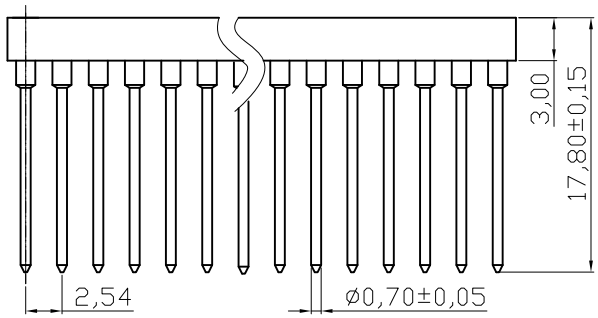

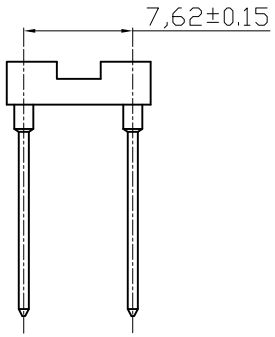

Contact	DIM A	DIM B
08	10.16	7.62
18	22.86	20.32

RoHS compliant

Scale	1:1						Date	Name
TOLERANCE						Drawn	23.07.2009	Dean
X.	±0.50					Approved	17.12.2009	Hellwig
X.X	±0.30							
X.XX	±0.10							
DIM	TOL	②	Modify notes	17.12.2009	Dean			
X.°	±1°	①	Drawn	23.07.2009	Dean			
Angle	TOL	Id.	Modification	Date	Name			

Customer-No.

ASSMANN WSW-No. AR 08-HZW/TN AR 18-HZW/TN

Drawing-No. ASS 3577 CO

rev02

Replace

Sheet

ASSMANN WSW components

SVXXX

Downloaded from Arrow.com.