


Product Status	Production
Applications	Commercial Grade
Feature	No DirectivityNo Directivity
	MultilayerMultilayer
	ShieldMagnetic Shield
	Ferrite CoreFerrite Core
Series Type	MLF
Brand	TDK
Environmental Compliance	<div><div>RoHS</div><div>REACH</div><div>Halogen Free</div><div>Lead Free</div></div>



Size	
Length(L)	1.60mm ±0.15mm
Width(W)	0.80mm ±0.15mm
Thickness Height	0.80mm ±0.15mm
Recommended Land Pattern (A)	0.60mm Nom.
Recommended Land Pattern (B)	0.80mm Nom.
Recommended Land Pattern (C)	0.80mm Nom.


Electrical Characteristics	
Inductance	8.2μH ±10% at 4MHz
Rated Current (L Change) [Typ.]	
Rated Current (L Change) [Max.]	10mA
Rated Current (Temperature Rise) [Typ.]	
Rated Current (Temperature Rise) [Max.]	
DC Resistance [Typ.]	800mΩ
DC Resistance [Max.]	1.5Ω
Rated Voltage [Max.]	
Self Resonant Frequency [Min.]	35MHz
Self Resonant Frequency [Typ.]	55MHz
Q [Min.]	35 at 4MHz
Q [Typ.]	60 at 4MHz

Other	
Operating Temp. Range	-55 to 125°C
Soldering Method	Reflow
	Iron Soldering
AEC-Q200	NO
Packing	Punched (Paper)Taping [180mm Reel]

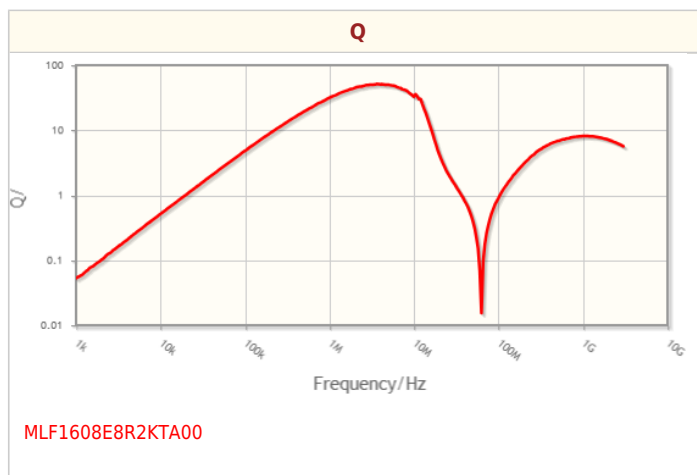
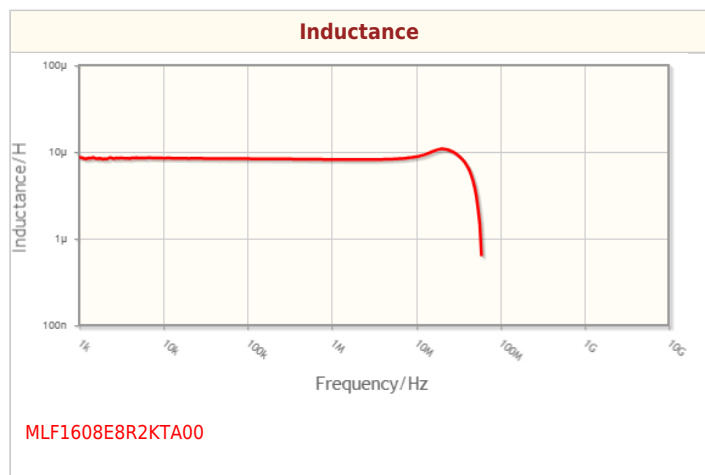
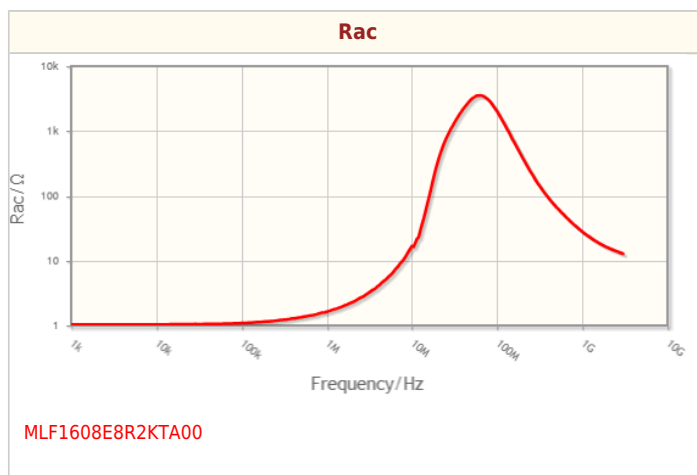
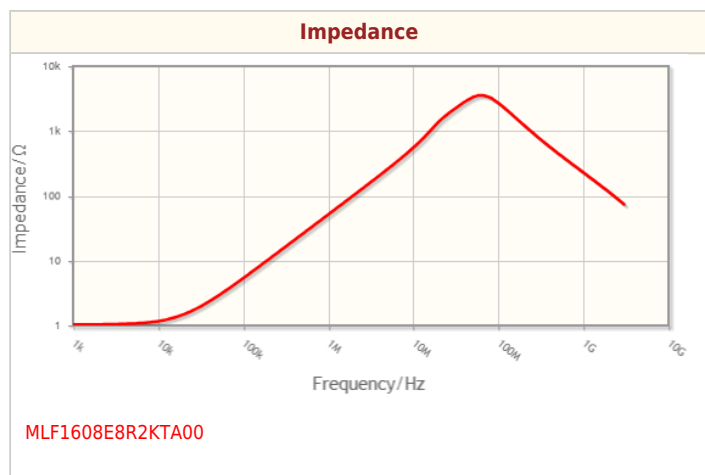
! Images are for reference only and show exemplary products.

! This PDF document was created based on the data listed on the TDK Corporation website.

! All specifications are subject to change without notice.

Package Quantity	4000pcs
Weight	0.004g
FIT (Failure In Time)	 This will be displayed when you login to myTDK

Characteristic Graphs(This is reference data, and does not guarantee the products characteristics.)



Associated Images

