D-SUB SERIES

Lightweight Backshells and Haloring
CS FR022

Features and Benefits

- Standard and Haloring variant
- Ultra-light weight
- Solid fully machined aluminium alloy material
- Non-Magnetic
- EMI application



Typical Applications

- Space equipment (engineering model, constellations)
- Satellites harnesses
- Avionics/ Military

Specification

- High performance D-SUB Lightweight Backshells and Haloring meet stringent tests for residual magnetism and are suitable for use in Space Engineering Model, Avionics and Military applications.
- Suitable for Board to Cable or Cable to Cable applications.
- Shell sizes available: E, A, B, C, D and F
- 3 variants:
  - Standard Lightweight Backshell
  - Lightweight Backshell for EMI Application
  - Lightweigt Backshell Haloring Compatible

Characteristics

CHARACTERISTIC	SPECIFICATION
Operating temperature range	-55/+125 °C
Storage temperature range	-55/+125 °C
Residual Magnetism Level	200 Gamma max.

Quality Level

- "Commercial Space Grade".
- C&K Specification CS FR022, for low cost products manufactured:
  - In the same ESA qualified site
  - Through the same piece parts
  - With lighter controls, documentation and traceability

The backshells are totally compatible, interchangeable and intermateable with ESA quality level connectors ESCC 3401/001 (D*M connectors), 3401/002 (D*MA connectors) and 3401/072 (Backshells).

Options

- Haloring – Be ordered separately.
- Male screwlock with clip - Be ordered separately.

Packaging

- Individual packaging.

MATERIALS & FINISHES

COMPONENT	MATERIAL	FINISH
Backshell	Aluminium Alloy 6061-T6	**Code A174:** 25.4 µm min. electroless Nickel **Code FR172:** 0.7 µm min. Gold over 25.4 µm min. electroless Nickel
Haloring	Copper Alloy	5µm min. Silver
Screws	Brass	0.7 µm Gold over 1 µm min. Cu
EMI Gasket	Silicone conductive elastomer	None

Downloaded from Arrow.com.

PRODUCT LIST

STANDARD LIGHTWEIGHT BACKSHELL		
 90° Circular Right Outlet Page 4	90° Circular Left Outlet Page 5	 Top Circular Outlet Page 6
Top Elliptical Outlet Page 7	 45° Elliptical Right Outlet Page 8	 45° Elliptical Left Outlet Page 9
 Saddle Clamp Top Outlet Page 10	 Closed Extra Shorting Can Page 11	 Closed Shorting Can Page 12

LIGHTWEIGHT BACKSHELL - EMI APPLICATION	
 Top Cylindrical Outlet - Rear Mounting Page 14	 Top Cylindrical Outlet - Front Mounting Page 16

LIGHTWEIGHT BACKSHELLS – HALORING COMPATIBLE AND HALORING		
 Closed Shorting Can Page 19	 Top Circular Outlet Page 20	 Top Elliptical Outlet Page 21
 45° Circular Outlet Page 22	 45° Elliptical Outlet Page 23	90° Circular Outlet Page 24
 90° Elliptical Outlet Page 25	 90° Top Circular Outlet Page 26	 90° Top Elliptical Outlet Page 27
 45° Top Circular Outlet Page 28	 45° Top Elliptical Outlet Page 29	 Haloring Page 30

Dimensions shown in: mm
Specifications and dimensions subject to change

Downloaded from Arrow.com.

STANDARD BACKSHELL LIGHTWEIGHT

Downloaded from Arrow.com.

D-Sub Lightweight Backshell
90° Circular - Right Outlet
(Our design accepts right or left mounting)



DIMENSIONS & WEIGHT

		Value							
		A ±0.2	B ±0.15	C ±0.13	D ±0.50	E ±0.15	F ±0.15	G ±0.50	Weight (grams)
Shell Size	E	30.68	12.50	24.99	40.60	7.00	9.00	25.40	7
	A	39.01	12.50	33.32	49.00	10.00	12.00	25.40	10
	B	52.91	12.50	47.04	62.70	10.50	12.50	25.40	13.5
	C	69.19	12.50	63.50	79.20	10.50	12.50	25.40	18
	D	66.80	15.30	61.11	76.70	13.30	15.30	25.40	23
	F	69.30	17.30	63.50	79.90	15.30	17.30	35.40	28

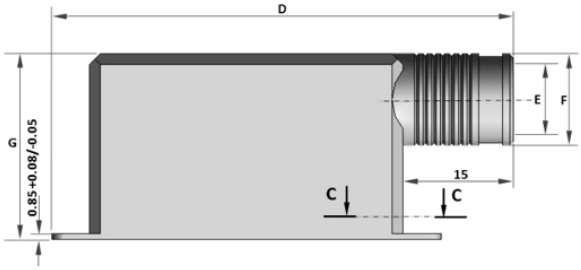

Detail B-B

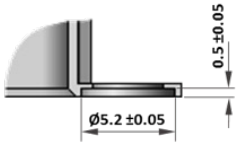

Configuration Sizes E-A-B-C-D

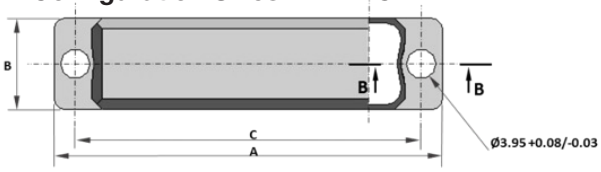

Detail A-A

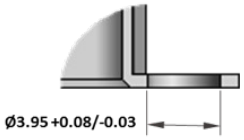

Configuration Size F

DESCRIPTION & PART NUMBERS

SHELL FINISH	SHELL SIZE	ESA/ESCC DESCRIPTION	C&K PART NUMBER
Electroless Nickel	E	DE-BCKS-05-NMB-A174-FR022	C115366-2606B
	A	DA-BCKS-05-NMB-A174-FR022	C115366-2607B
	B	DB-BCKS-05-NMB-A174-FR022	C115366-2608B
	C	DC-BCKS-05-NMB-A174-FR022	C115366-2609B
	D	DD-BCKS-05-NMB-A174-FR022	C115366-2610B
	F	DF-BCKS-05-NMB-A174-FR022	C115366-2691B
 Gold	E	DE-BCKS-05-NMB-FR172-FR022	C115366-2606A
	A	DA-BCKS-05-NMB-FR172-FR022	C115366-2607A
	B	DB-BCKS-05-NMB-FR172-FR022	C115366-2608A
	C	DC-BCKS-05-NMB-FR172-FR022	C115366-2609A
	D	DD-BCKS-05-NMB-FR172-FR022	C115366-2610A
	F	DF-BCKS-05-NMB-FR172-FR022	C115366-2691A

Dimensions shown in: mm
Specifications and dimensions subject to change

Downloaded from Arrow.com.

D-Sub Lightweight Backshell
90° Circular - Left Outlet
(Our design accepts right or left mounting)



DIMENSIONS & WEIGHT

		Value							
		A ±0.2	B ±0.15	C ±0.13	D ±0.50	E ±0.15	F ±0.15	G ±0.50	Weight (grams)
Shell Size	E	30.68	12.50	24.99	40.60	7.00	9.00	25.40	7
	A	39.01	12.50	33.32	49.00	10.00	12.00	25.40	10
	B	52.91	12.50	47.04	62.70	10.50	12.50	25.40	13.5
	C	69.19	12.50	63.50	79.20	10.50	12.50	25.40	18
	D	66.80	15.30	61.11	76.70	13.30	15.30	25.40	23
	F	69.30	17.30	63.50	79.90	15.30	17.30	35.40	28

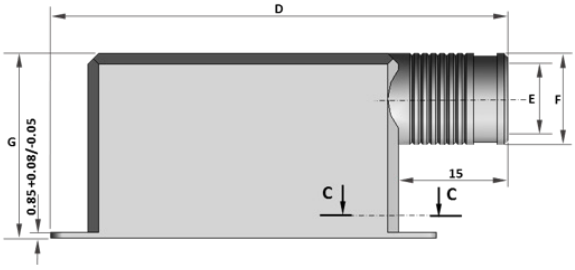

Configuration Sizes E-A-B-C-D

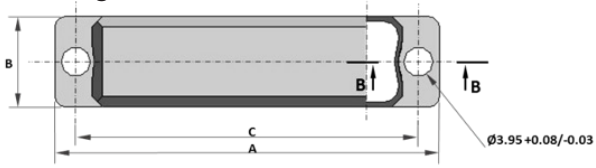

Configuration Size F



Detail B-B

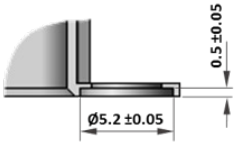

Detail A-A

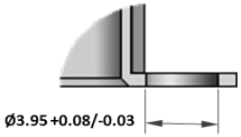

DESCRIPTION & PART NUMBERS

SHELL FINISH	SHELL SIZE	ESA/ESCC DESCRIPTION	C&K PART NUMBER
Electroless Nickel	E	DE-BCKS-06-NMB-A174-FR022	C115366-2611B
	A	DA-BCKS-06-NMB-A174-FR022	C115366-2612B
	B	DB-BCKS-06-NMB-A174-FR022	C115366-2613B
	C	DC-BCKS-06-NMB-A174-FR022	C115366-2614B
	D	DD-BCKS-06-NMB-A174-FR022	C115366-2615B
	F	DF-BCKS-05-NMB-A174-FR022	C115366-2691B
Gold	E	DE-BCKS-06-NMB-FR172-FR022	C115366-2611A
	A	DA-BCKS-06-NMB-FR172-FR022	C115366-2612A
	B	DB-BCKS-06-NMB-FR172-FR022	C115366-2613A
	C	DC-BCKS-06-NMB-FR172-FR022	C115366-2614A
	D	DD-BCKS-06-NMB-FR172-FR022	C115366-2615A
	F	DF-BCKS-05-NMB-FR172-FR022	C115366-2691A

Dimensions shown in: mm
Specifications and dimensions subject to change

Downloaded from Arrow.com.

D-Sub Lightweight Backshell
Top Circular Outlet



DIMENSIONS & WEIGHT

		Value					
		A ±0.2	B ±0.15	C ±0.13	D ±0.20	E ±0.15	Weight (grams)
Shell Size	E	30.68	12.50	24.99	7.00	9.00	6.5
	A	39.01	12.50	33.32	10.00	12.00	8.5
	B	52.91	12.50	47.04	10.50	12.50	11.5
	C	69.19	12.50	63.50	10.50	12.50	13.5
	D	66.80	15.30	61.11	13.30	15.30	14.5
	F	69.30	17.30	63.50	15.30	17.30	16.5

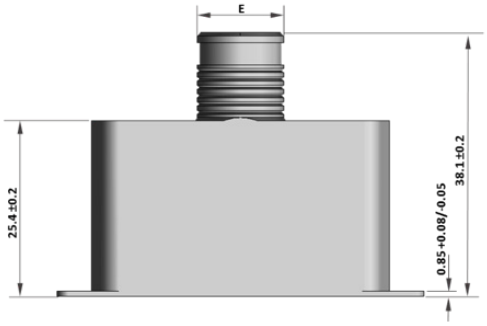

Configuration Sizes E-A-B-C-D

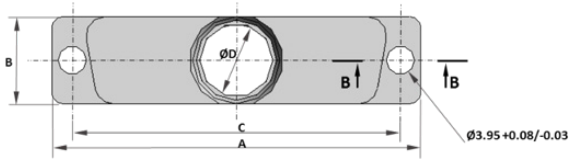

Configuration Size F

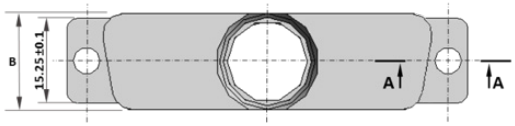

Detail B-B

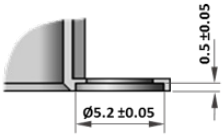

Detail A-A

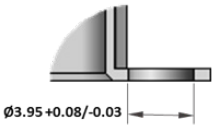

DESCRIPTION & PART NUMBERS

SHELL FINISH	SHELL SIZE	ESA/ESCC DESCRIPTION	C&K PART NUMBER
	E	DE-BCKS-07-NMB-A174-FR022	C115366-2616B
	A	DA-BCKS-07-NMB-A174-FR022	C115366-2617B
	B	DB-BCKS-07-NMB-A174-FR022	C115366-2618B
	C	DC-BCKS-07-NMB-A174-FR022	C115366-2619B
	D	DD-BCKS-07-NMB-A174-FR022	C115366-2620B
Electroless Nickel	F	DF-BCKS-07-NMB-A174-FR022	C115366-2692B
	E	DE-BCKS-07-NMB-FR172-FR022	C115366-2616A
	A	DA-BCKS-07-NMB-FR172-FR022	C115366-2617A
	B	DB-BCKS-07-NMB-FR172-FR022	C115366-2618A
	C	DC-BCKS-07-NMB-FR172-FR022	C115366-2619A
	D	DD-BCKS-07-NMB-FR172-FR022	C115366-2620A
Gold	F	DF-BCKS-07-NMB-FR172-FR022	C115366-2692A

Dimensions shown in: mm
Specifications and dimensions subject to change

Downloaded from Arrow.com.

D-Sub Lightweight Backshell
Top Elliptical Outlet



DIMENSIONS & WEIGHT

		Value					
		A ±0.2	B ±0.15	C ±0.13	D ±0.38	E ±0.15	Weight (grams)
Shell Size	E	30.68	12.50	24.99	12.70	9.50	8
	A	39.01	12.50	33.32	15.87	9.50	13
	B	52.91	12.50	47.04	19.05	9.50	18
	C	69.19	12.50	63.50	25.40	9.50	23
	D	66.80	15.30	61.11	22.22	12.30	28
	F	69.30	17.30	63.50	32.00	14.30	33

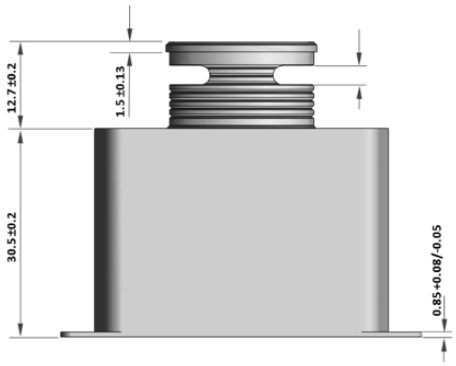

Configuration Sizes E-A-B-C-D

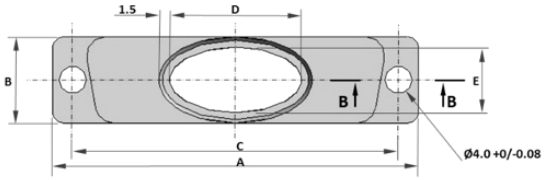

Configuration Size F

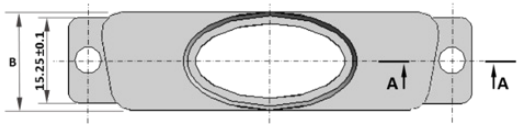

Detail B-B

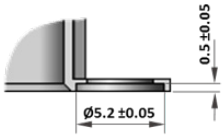

Detail A-A

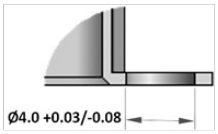

DESCRIPTION & PART NUMBERS

SHELL FINISH	SHELL SIZE	ESA/ESCC DESCRIPTION	C&K PART NUMBER
 Electroless Nickel	E	DE-BCKS-11-NMB-A174-FR022	C115366-2622B
	A	DA-BCKS-11-NMB-A174-FR022	C115366-2623B
	B	DB-BCKS-11-NMB-A174-FR022	C115366-2624B
	C	DC-BCKS-11-NMB-A174-FR022	C115366-2625B
	D	DD-BCKS-11-NMB-A174-FR022	C115366-2626B
	F	DF-BCKS-11-NMB-A174-FR022	C115366-2693B
 Gold	E	DE-BCKS-11-NMB-FR172-FR022	C115366-2622A
	A	DA-BCKS-11-NMB-FR172-FR022	C115366-2623A
	B	DB-BCKS-11-NMB-FR172-FR022	C115366-2624A
	C	DC-BCKS-11-NMB-FR172-FR022	C115366-2625A
	D	DD-BCKS-11-NMB-FR172-FR022	C115366-2626A
	F	DF-BCKS-11-NMB-FR172-FR022	C115366-2693A

Dimensions shown in: mm
Specifications and dimensions subject to change

Downloaded from Arrow.com.

D-Sub Lightweight Backshell
45° Elliptical - Right Outlet
(Our design accepts right or left mounting)



DIMENSIONS & WEIGHT

		Value					
		A ±0.2	B ±0.15	C ±0.13	D ±0.38	E ±0.15	Weight (grams)
Shell Size	E	30.68	12.50	24.99	12.70	9.50	10
	A	39.01	12.50	33.32	15.87	9.50	14
	B	52.91	12.50	47.04	19.05	9.50	20
	C	69.19	12.50	63.50	25.40	9.50	26
	D	66.80	15.30	61.11	22.22	12.30	33
	F	69.30	17.30	63.50	29.00	14.30	40

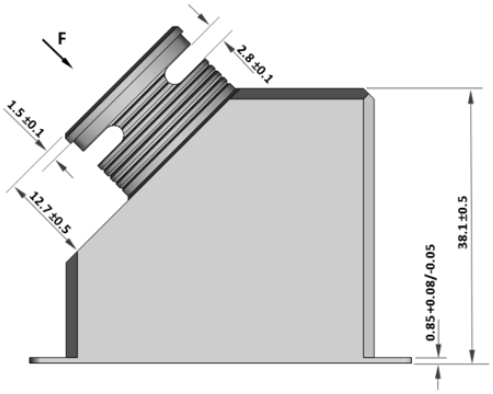

F View

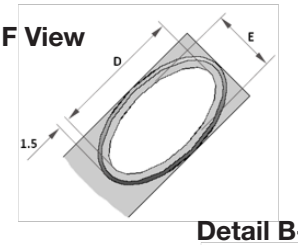

Detail B-B

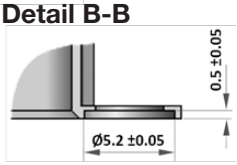

Configuration Sizes E-A-B-C-D

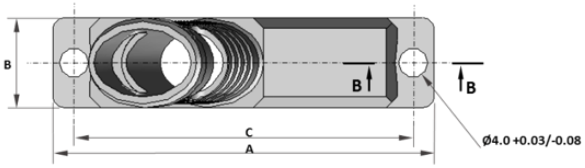

Detail A-A

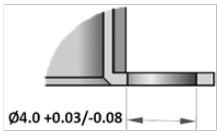

Configuration Size F

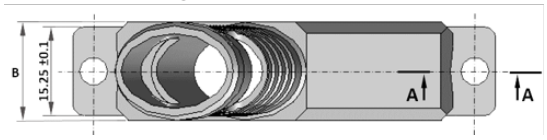

DESCRIPTION & PART NUMBERS

SHELL FINISH	SHELL SIZE	ESA/ESCC DESCRIPTION	C&K PART NUMBER
	E	DE-BCKS-08-NMB-A174-FR022	C115366-2627B
	A	DA-BCKS-08-NMB-A174-FR022	C115366-2628B
	B	DB-BCKS-08-NMB-A174-FR022	C115366-2629B
	C	DC-BCKS-08-NMB-A174-FR022	C115366-2630B
	D	DD-BCKS-08-NMB-A174-FR022	C115366-2631B
Electroless Nickel	F	DF-BCKS-08-NMB-A174-FR022	C115366-2694B
	E	DE-BCKS-08-NMB-FR172-FR022	C115366-2627A
	A	DA-BCKS-08-NMB-FR172-FR022	C115366-2628A
	B	DB-BCKS-08-NMB-FR172-FR022	C115366-2629A
	C	DC-BCKS-08-NMB-FR172-FR022	C115366-2630A
	D	DD-BCKS-08-NMB-FR172-FR022	C115366-2631A
Gold	F	DF-BCKS-08-NMB-FR172-FR022	C115366-2694A

Dimensions shown in: mm
Specifications and dimensions subject to change

Downloaded from Arrow.com.

D-Sub Lightweight Backshell
45° Elliptical - Left Outlet
(Our design accepts right or left mounting)



DIMENSIONS & WEIGHT

		Value					
		A ±0.2	B ±0.15	C ±0.13	D ±0.38	E ±0.15	Weight (grams)
Shell Size	E	30.68	12.50	24.99	12.70	9.50	10
	A	39.01	12.50	33.32	15.87	9.50	14
	B	52.91	12.50	47.04	19.05	9.50	20
	C	69.19	12.50	63.50	25.40	9.50	26
	D	66.80	15.30	61.11	22.22	12.30	33
	F	69.30	17.30	63.50	29.00	14.30	40

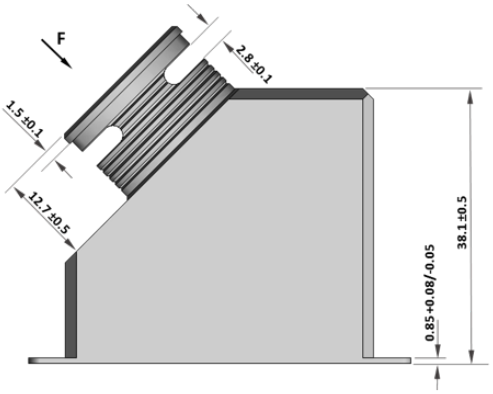

F View

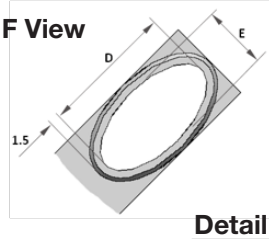

Detail B-B

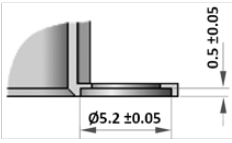

Configuration Sizes E-A-B-C-D

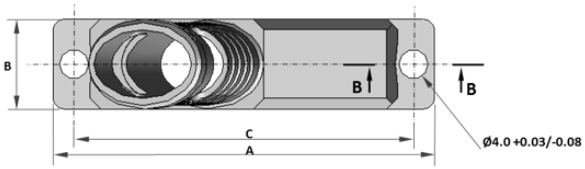

Detail A-A

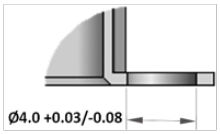

Configuration Size F

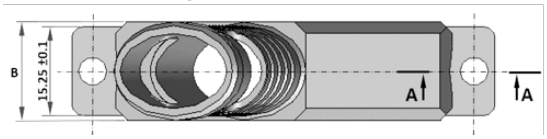

DESCRIPTION & PART NUMBERS

SHELL FINISH	SHELL SIZE	ESA/ESCC DESCRIPTION	C&K PART NUMBER
 Electroless Nickel	E	DE-BCKS-09-NMB-A174-FR022	C115366-2632B
	A	DA-BCKS-09-NMB-A174-FR022	C115366-2633B
	B	DB-BCKS-09-NMB-A174-FR022	C115366-2634B
	C	DC-BCKS-09-NMB-A174-FR022	C115366-2635B
	D	DD-BCKS-09-NMB-A174-FR022	C115366-2636B
	F	DF-BCKS-08-NMB-A174-FR022	C115366-2694B
 Gold	E	DE-BCKS-09-NMB-FR172-FR022	C115366-2632A
	A	DA-BCKS-09-NMB-FR172-FR022	C115366-2633A
	B	DB-BCKS-09-NMB-FR172-FR022	C115366-2634A
	C	DC-BCKS-09-NMB-FR172-FR022	C115366-2635A
	D	DD-BCKS-09-NMB-FR172-FR022	C115366-2636A
	F	DF-BCKS-08-NMB-FR172-FR022	C115366-2694A

Dimensions shown in: mm
Specifications and dimensions subject to change

Downloaded from Arrow.com.

D-Sub Lightweight Backshell
Saddle Clamp Top Outlet



DIMENSIONS & WEIGHT

		Value						
		A ±0.2	B ±0.15	C ±0.13	D ±0.30	E ±0.25	F ±0.5	Weight (grams)
Shell Size	E	30.68	12.50	24.99	9.50	9.50	66.75	15.5
	A	39.01	12.50	33.32	18.10	9.50	66.75	19
	B	52.91	12.50	47.04	25.40	9.50	68.35	23
	C	69.19	12.50	63.50	34.90	9.50	68.35	29
	D	66.80	15.30	61.11	35.70	11.90	68.35	33
	F	69.30	17.30	63.50	47.00	13.90	68.35	37

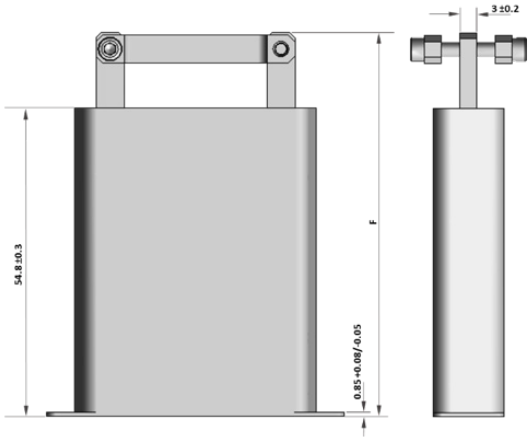

Configuration Sizes E-A-B-C-D

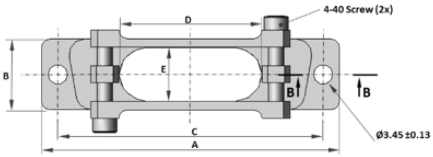

Configuration Size F

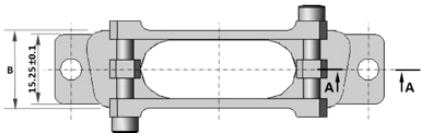

Detail B-B

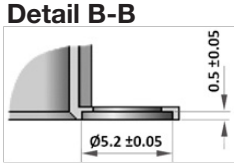

Detail A-A

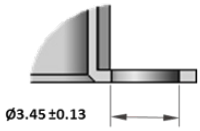

DESCRIPTION & PART NUMBERS

SHELL FINISH	SHELL SIZE	ESA/ESCC DESCRIPTION	C&K PART NUMBER
 Electroless Nickel	E	DE-BCKS-01-NMB-A174-FR022	C115366-2586B
	A	DA-BCKS-01-NMB-A174-FR022	C115366-2587B
	B	DB-BCKS-01-NMB-A174-FR022	C115366-2588B
	C	DC-BCKS-01-NMB-A174-FR022	C115366-2589B
	D	DD-BCKS-01-NMB-A174-FR022	C115366-2590B
	F	DF-BCKS-01-NMB-A174-FR022	C115366-2687B
 Gold	E	DE-BCKS-01-NMB-FR172-FR022	C115366-2586A
	A	DA-BCKS-01-NMB-FR172-FR022	C115366-2587A
	B	DB-BCKS-01-NMB-FR172-FR022	C115366-2588A
	C	DC-BCKS-01-NMB-FR172-FR022	C115366-2589A
	D	DD-BCKS-01-NMB-FR172-FR022	C115366-2590A
	F	DF-BCKS-01-NMB-FR172-FR022	C115366-2687A

Dimensions shown in: mm
Specifications and dimensions subject to change

Downloaded from Arrow.com.

D-Sub Lightweight Backshell
Closed - Extra Shorting Can



DIMENSIONS & WEIGHT

		Value			
		A ±0.2	B ±0.15	C ±0.13	Weight (grams)
Shell Size	E	30.68	12.50	24.99	8
	A	39.01	12.50	33.32	10
	B	52.91	12.50	47.04	14
	C	69.19	12.50	63.50	20
	D	66.80	15.30	61.11	26
	F	69.30	17.30	63.50	30

Configuration Sizes E-A-B-C-D

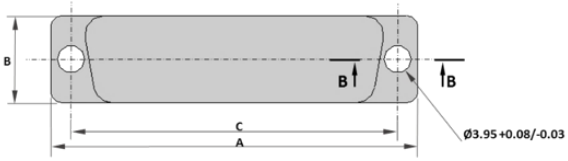

Configuration Size F

Detail B-B

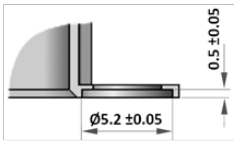

Detail A-A

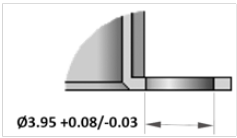

DESCRIPTION & PART NUMBERS

SHELL FINISH	SHELL SIZE	ESA/ESCC DESCRIPTION	C&K PART NUMBER
	E	DE-BCKS-10-NMB-A174-FR022	C115366-2637B
	A	DA-BCKS-10-NMB-A174-FR022	C115366-2638B
	B	DB-BCKS-10-NMB-A174-FR022	C115366-2639B
	C	DC-BCKS-10-NMB-A174-FR022	C115366-2640B
	D	DD-BCKS-10-NMB-A174-FR022	C115366-2641B
Electroless Nickel	F	DF-BCKS-10-NMB-A174-FR022	C115366-2695B
	E	DE-BCKS-10-NMB-FR172-FR022	C115366-2637A
	A	DA-BCKS-10-NMB-FR172-FR022	C115366-2638A
	B	DB-BCKS-10-NMB-FR172-FR022	C115366-2639A
	C	DC-BCKS-10-NMB-FR172-FR022	C115366-2640A
	D	DD-BCKS-10-NMB-FR172-FR022	C115366-2641A
Gold	F	DF-BCKS-10-NMB-FR172-FR022	C115366-2695A

Dimensions shown in: mm
Specifications and dimensions subject to change

Downloaded from Arrow.com.

D-Sub Lightweight Backshell
Closed - Shorting Can



DIMENSIONS & WEIGHT

		Value			
		A ±0.2	B ±0.15	C ±0.13	Weight (grams)
Shell Size	E	30.68	12.50	24.99	8
	A	39.01	12.50	33.32	10
	B	52.91	12.50	47.04	14
	C	69.19	12.50	63.50	20
	D	66.80	15.30	61.11	26
	F	69.30	17.30	63.50	30

Configuration Sizes E-A-B-C-D

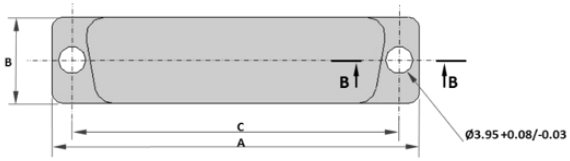

Configuration Size F

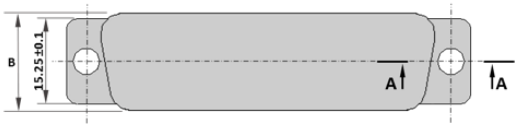

Detail B-B

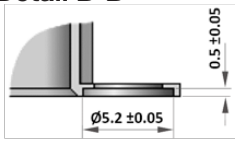

Detail A-A

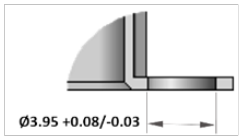

DESCRIPTION & PART NUMBERS

SHELL FINISH	SHELL SIZE	ESA/ESCC DESCRIPTION	C&K PART NUMBER
	E	DE-BCKS-02-NMB-A174-FR022	C115366-2591B
	A	DA-BCKS-02-NMB-A174-FR022	C115366-2592B
	B	DB-BCKS-02-NMB-A174-FR022	C115366-2593B
	C	DC-BCKS-02-NMB-A174-FR022	C115366-2594B
	D	DD-BCKS-02-NMB-A174-FR022	C115366-2595B
Electroless Nickel	F	DF-BCKS-02-NMB-A174-FR022	C115366-2688B
	E	DE-BCKS-02-NMB-FR172-FR022	C115366-2591A
	A	DA-BCKS-02-NMB-FR172-FR022	C115366-2592A
	B	DB-BCKS-02-NMB-FR172-FR022	C115366-2593A
	C	DC-BCKS-02-NMB-FR172-FR022	C115366-2594A
	D	DD-BCKS-02-NMB-FR172-FR022	C115366-2595A
Gold	F	DF-BCKS-02-NMB-FR172-FR022	C115366-2688A

Dimensions shown in: mm
Specifications and dimensions subject to change

Downloaded from Arrow.com.

EMI BACKSHELL LIGHTWEIGHT

Downloaded from Arrow.com.

D-Sub Lightweight Backshell
Top Cylindrical Outlet - EMI Application
Rear Mounting



DIMENSIONS & WEIGHT

		Value					
		A ±0.25	B ±0.25	C ±0.13	D ±0.30	E ±0.25	Weight (grams)
Shell Size	E	35.03	15.98	24.99	32.70	6.73	21
	A	43.36	15.98	33.32	32.70	9.90	26
	B	57.25	15.98	47.04	38.30	10.54	30
	C	73.53	15.98	63.50	38.30	10.54	35
	D	71.14	18.75	61.11	38.30	13.33	40
	F	73.50	20.80	63.50	38.30	15.40	45

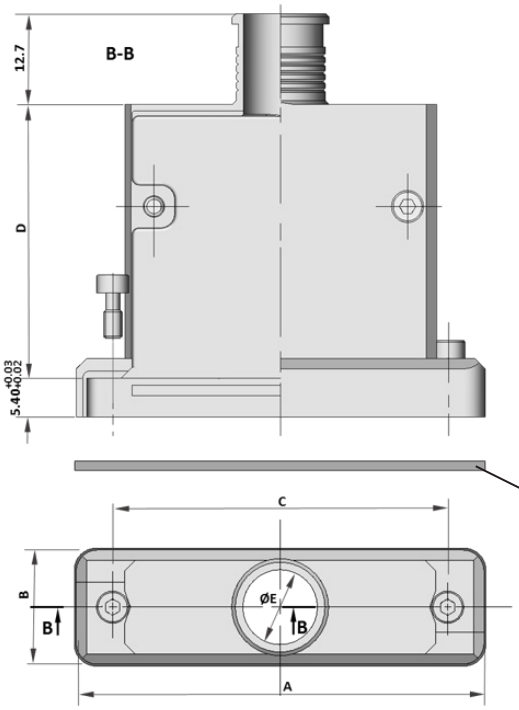

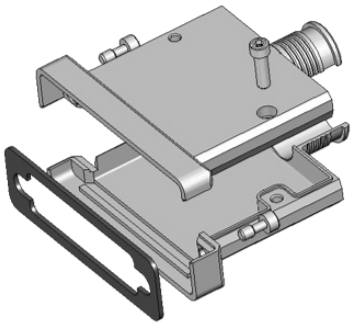

EMI Gaskets (3x):
1.40±0.1mm - to use with panel thickness within 0.77mm and 1.16mm
1.00±0.1mm - to use with panel thickness within 1.16mm and 1.55mm
0.60±0.1mm - to use with panel thickness within 1.55mm and 1.98mm

Backshell delivered with:
- 3 EMI gaskets to use according to panel thickness
- 2 Jackscrews 4-40 NC 2A Hexagonal Hole Head
- 2 screwlocks to fix the shells

DESCRIPTION & PART NUMBERS

SHELL FINISH	SHELL SIZE	ESA/ESCC DESCRIPTION	C&K PART NUMBER
 Electroless Nickel	E	DE-BCKS-04-NMB-A174-FR022	C115366-2601B
	A	DA-BCKS-04-NMB-A174-FR022	C115366-2602B
	B	DB-BCKS-04-NMB-A174-FR022	C115366-2603B
	C	DC-BCKS-04-NMB-A174-FR022	C115366-2604B
	D	DD-BCKS-04-NMB-A174-FR022	C115366-2605B
	F	DF-BCKS-04-NMB-A174-FR022	C115366-2690B
 Gold	E	DE-BCKS-04-NMB-FR172-FR022	C115366-2601A
	A	DA-BCKS-04-NMB-FR172-FR022	C115366-2602A
	B	DB-BCKS-04-NMB-FR172-FR022	C115366-2603A
	C	DC-BCKS-04-NMB-FR172-FR022	C115366-2604A
	D	DD-BCKS-04-NMB-FR172-FR022	C115366-2605A
	F	DF-BCKS-04-NMB-FR172-FR022	C115366-2690A

Dimensions shown in: mm
Specifications and dimensions subject to change

Downloaded from Arrow.com.

D-Sub Lightweight Backshell
Top Cylindrical Outlet - EMI Application
Rear Mounting



MOUNTING RECOMMENDATION - Panel Thickness within 0.77mm and 1.16mm

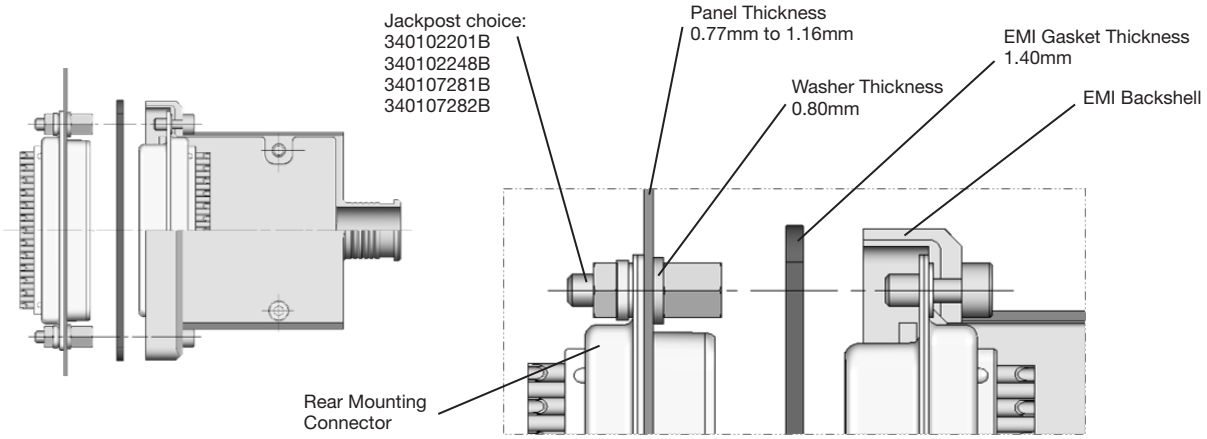

MOUNTING RECOMMENDATION - Panel Thickness within 1.16mm and 1.55mm

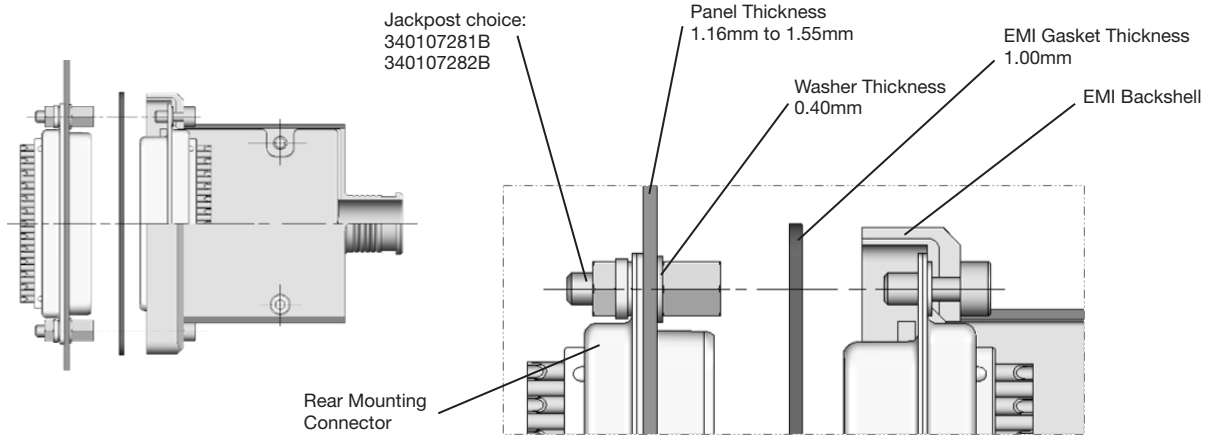

MOUNTING RECOMMENDATION - Panel Thickness within 1.55mm and 1.98mm

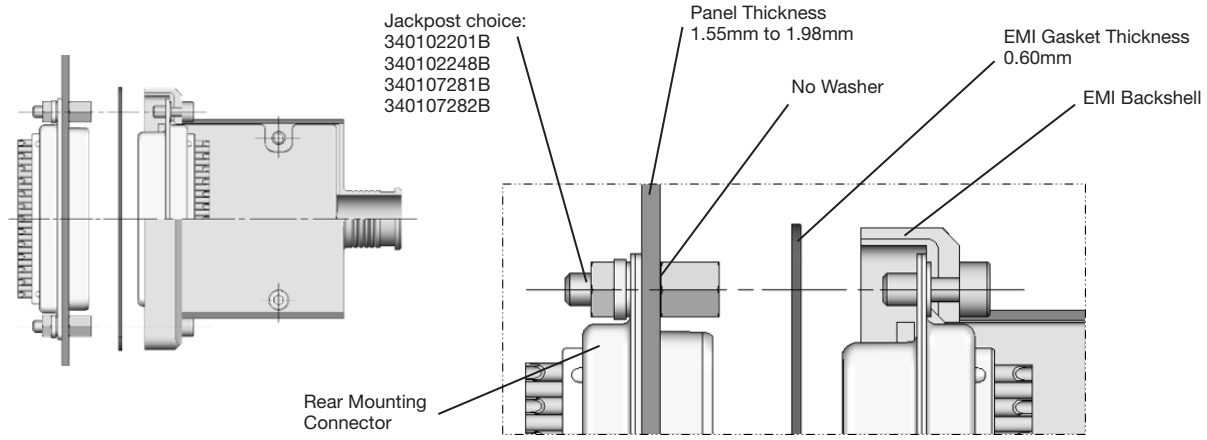

Dimensions shown in: mm
Specifications and dimensions subject to change

Downloaded from Arrow.com.

D-Sub Lightweight Backshell
Top Cylindrical Outlet - EMI Application
Front Mounting



DIMENSIONS & WEIGHT

		Value					
		A ±0.25	B ±0.25	C ±0.13	D ±0.30	E ±0.25	Weight (grams)
Shell Size	E	35.03	15.98	24.99	32.70	6.73	21
	A	43.36	15.98	33.32	32.70	9.90	26
	B	57.25	15.98	47.04	38.30	10.54	30
	C	73.53	15.98	63.50	38.30	10.54	35
	D	71.14	18.75	61.11	38.30	13.33	40
	F	73.50	20.80	63.50	38.30	15.40	45

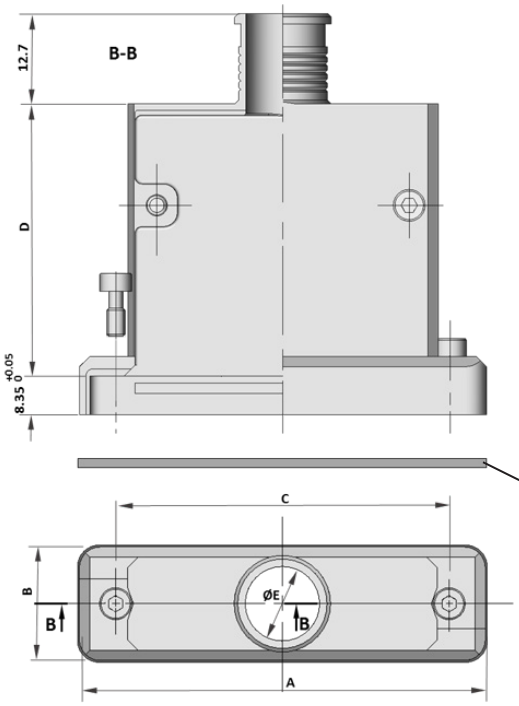

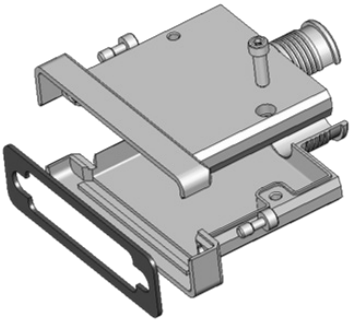

EMI Gaskets:
0.60±0.1mm thickness

Backshell delivered with:
- 1 EMI gasket
- 2 Jackscrews 4-40 NC 2A Hexagonal Hole Head
- 2 screwlocks to fix the shells

DESCRIPTION & PART NUMBERS

SHELL FINISH	SHELL SIZE	ESA/ESCC DESCRIPTION	C&K PART NUMBER
	E	DE-BCKS-03-NMB-A174-FR022	C115366-2596B
	A	DA-BCKS-03-NMB-A174-FR022	C115366-2597B
	B	DB-BCKS-03-NMB-A174-FR022	C115366-2598B
	C	DC-BCKS-03-NMB-A174-FR022	C115366-2599B
	D	DD-BCKS-03-NMB-A174-FR022	C115366-2600B
Electroless Nickel	F	DF-BCKS-03-NMB-A174-FR022	C115366-2689B
	E	DE-BCKS-03-NMB-FR172-FR022	C115366-2596A
	A	DA-BCKS-03-NMB-FR172-FR022	C115366-2597A
	B	DB-BCKS-03-NMB-FR172-FR022	C115366-2598A
	C	DC-BCKS-03-NMB-FR172-FR022	C115366-2599A
	D	DD-BCKS-03-NMB-FR172-FR022	C115366-2600A
Gold	F	DF-BCKS-03-NMB-FR172-FR022	C115366-2689A

Dimensions shown in: mm
Specifications and dimensions subject to change

Downloaded from Arrow.com.

D-Sub Lightweight Backshell
Top Cylindrical Outlet - EMI Application
Front Mounting



MOUNTING RECOMMENDATION

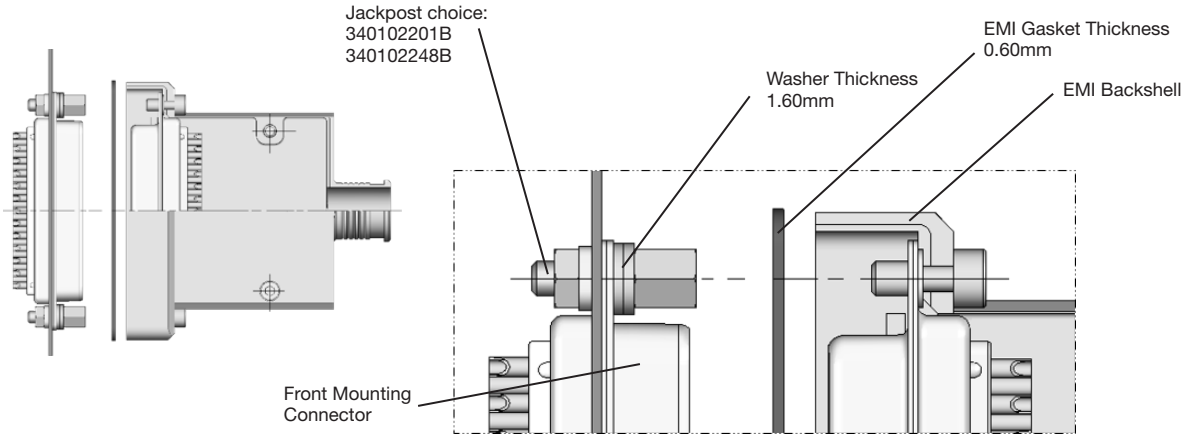

Dimensions shown in: mm
Specifications and dimensions subject to change

Downloaded from Arrow.com.

BACKSHELL LIGHTWEIGHT HALORING COMPATIBLE

+

HALORING

Downloaded from Arrow.com.

D-Sub Lightweight Backshell
Haloring Compatible
Closed - Shorting Can



DIMENSIONS & WEIGHT

		Value				
		M ±0.38	N ±0.2	d ±0.2	L ±0.13	Weight (grams)
Shell Size	E	30.56	13.26	12.55	24.99	10.7
	A	38.89	13.26	12.55	33.32	13.5
	B	52.78	13.26	12.55	47.04	18
	C	69.04	13.26	12.55	63.50	23.6
	D	66.67	15.36	15.35	61.11	24.6
	F	69.32	18.06	17.35	63.50	26.2



Detail A-A Sizes E, A B, C and D

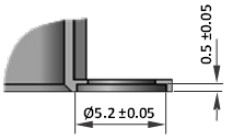

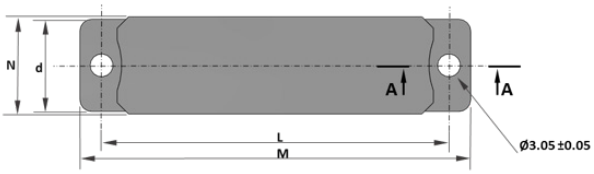

Detail A-A Size F

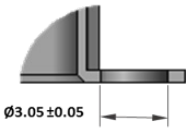

DESCRIPTION & PART NUMBERS

SHELL FINISH	SHELL SIZE	ESA/ESCC DESCRIPTION	C&K PART NUMBER
 Electroless Nickel	E	DE-BCKS-HAL-01-NMB-A174-FR022	C115366-2932B
	A	DA-BCKS-HAL-01-NMB-A174-FR022	C115366-2933B
	B	DB-BCKS-HAL-01-NMB-A174-FR022	C115366-2934B
	C	DC-BCKS-HAL-01-NMB-A174-FR022	C115366-2935B
	D	DD-BCKS-HAL-01-NMB-A174-FR022	C115366-2936B
	F	DF-BCKS-HAL-01-NMB-A174-FR022	C115366-2937B
 Gold	E	DE-BCKS-HAL-01-NMB-FR172-FR022	C115366-2932A
	A	DA-BCKS-HAL-01-NMB-FR172-FR022	C115366-2933A
	B	DB-BCKS-HAL-01-NMB-FR172-FR022	C115366-2934A
	C	DC-BCKS-HAL-01-NMB-FR172-FR022	C115366-2935A
	D	DD-BCKS-HAL-01-NMB-FR172-FR022	C115366-2936A
	F	DF-BCKS-HAL-01-NMB-FR172-FR022	C115366-2937A

Dimensions shown in: mm
Specifications and dimensions subject to change

Downloaded from Arrow.com.

D-Sub Lightweight Backshell
Haloring Compatible
Top Circular Outlet



DIMENSIONS & WEIGHT

		Value						
		M ±0.38	N ±0.2	d ±0.2	L ±0.13	ØB ±0.1	ØC ±0.1	Weight (grams)
Shell Size	E	30.56	13.26	12.55	24.99	10.05	13.26	12
	A	38.89	13.26	12.55	33.32	10.05	13.26	14.8
	B	52.78	13.26	12.55	47.04	10.05	13.26	19.3
	C	69.04	13.26	12.55	63.50	10.05	13.26	24.9
	D	66.67	15.36	15.35	61.11	12.85	15.36	26.1
	F	69.32	18.06	17.35	63.50	14.85	18.06	27.8

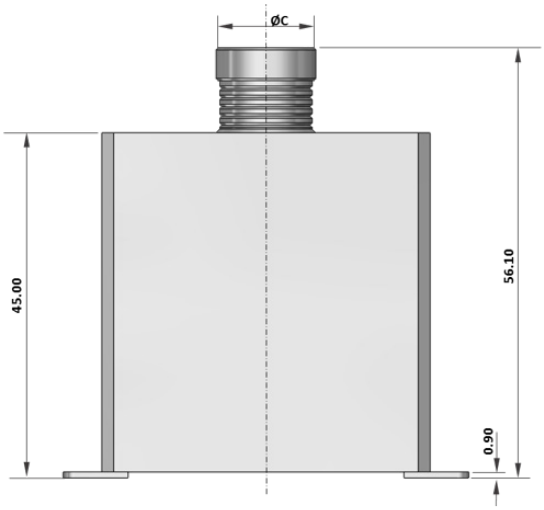

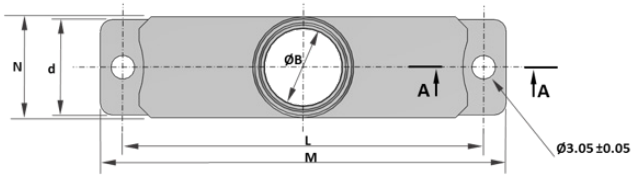

Detail A-A Sizes E, A B, C and D

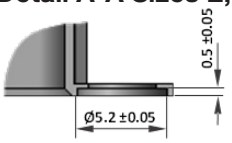

Detail A-A Size F

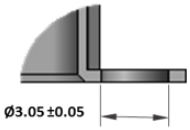

DESCRIPTION & PART NUMBERS

SHELL FINISH	SHELL SIZE	ESA/ESCC DESCRIPTION	C&K PART NUMBER
 Electroless Nickel	E	DE-BCKS-HAL-02-NMB-A174-FR022	C115366-2938B
	A	DA-BCKS-HAL-02-NMB-A174-FR022	C115366-2939B
	B	DB-BCKS-HAL-02-NMB-A174-FR022	C115366-2940B
	C	DC-BCKS-HAL-02-NMB-A174-FR022	C115366-2941B
	D	DD-BCKS-HAL-02-NMB-A174-FR022	C115366-2942B
	F	DF-BCKS-HAL-02-NMB-A174-FR022	C115366-2943B
 Gold	E	DE-BCKS-HAL-02-NMB-FR172-FR022	C115366-2938A
	A	DA-BCKS-HAL-02-NMB-FR172-FR022	C115366-2939A
	B	DB-BCKS-HAL-02-NMB-FR172-FR022	C115366-2940A
	C	DC-BCKS-HAL-02-NMB-FR172-FR022	C115366-2941A
	D	DD-BCKS-HAL-02-NMB-FR172-FR022	C115366-2942A
	F	DF-BCKS-HAL-02-NMB-FR172-FR022	C115366-2943A

Dimensions shown in: mm
Specifications and dimensions subject to change

Downloaded from Arrow.com.

D-Sub Lightweight Backshell
Haloring Compatible
Top Elliptical Outlet



DIMENSIONS & WEIGHT

		Value						
		M ±0.38	N ±0.2	d ±0.2	L ±0.13	B ±0.15	E ±0.15	Weight (grams)
Shell Size	E	30.56	13.26	12.55	24.99	16.60	19.81	12.4
	A	38.89	13.26	12.55	33.32	24.10	27.31	15.5
	B	52.78	13.26	12.55	47.04	24.10	27.31	20
	C	69.04	13.26	12.55	63.50	24.10	27.31	25.6
	D	66.67	15.36	15.35	61.11	34.10	37.31	27
	F	69.32	18.06	17.35	63.50	37.60	40.81	28.8

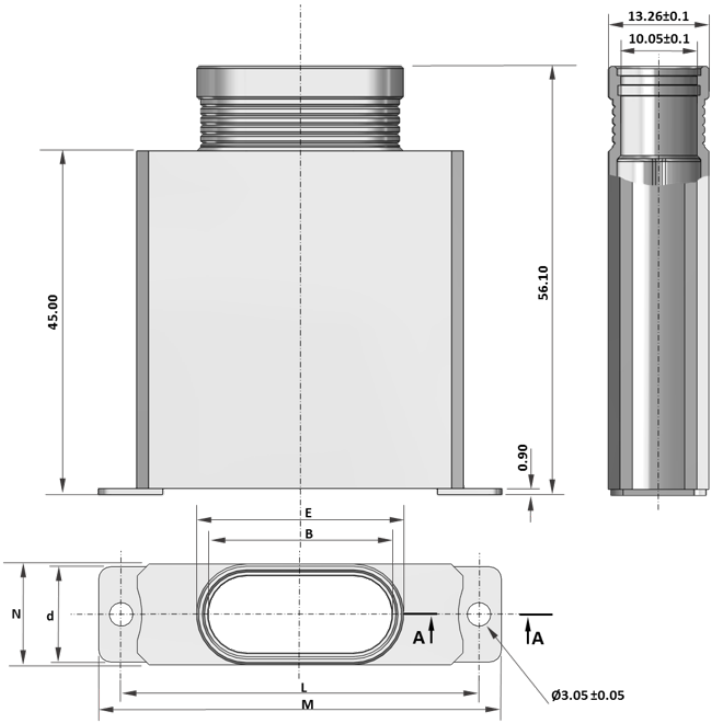

Detail A-A Sizes E, A B, C and D

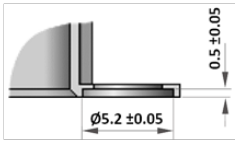

Detail A-A Size F

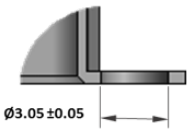

DESCRIPTION & PART NUMBERS

SHELL FINISH	SHELL SIZE	ESA/ESCC DESCRIPTION	C&K PART NUMBER
 Electroless Nickel	E	DE-BCKS-HAL-03-NMB-A174-FR022	C115366-2944B
	A	DA-BCKS-HAL-03-NMB-A174-FR022	C115366-2945B
	B	DB-BCKS-HAL-03-NMB-A174-FR022	C115366-2946B
	C	DC-BCKS-HAL-03-NMB-A174-FR022	C115366-2947B
	D	DD-BCKS-HAL-03-NMB-A174-FR022	C115366-2948B
	F	DF-BCKS-HAL-03-NMB-A174-FR022	C115366-2949B
 Gold	E	DE-BCKS-HAL-03-NMB-FR172-FR022	C115366-2944A
	A	DA-BCKS-HAL-03-NMB-FR172-FR022	C115366-2945A
	B	DB-BCKS-HAL-03-NMB-FR172-FR022	C115366-2946A
	C	DC-BCKS-HAL-03-NMB-FR172-FR022	C115366-2947A
	D	DD-BCKS-HAL-03-NMB-FR172-FR022	C115366-2948A
	F	DF-BCKS-HAL-03-NMB-FR172-FR022	C115366-2949A

Dimensions shown in: mm
Specifications and dimensions subject to change

Downloaded from Arrow.com.

D-Sub Lightweight Backshell
Haloring Compatible
45° Circular Outlet

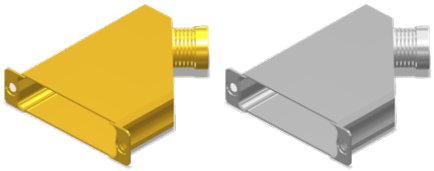

DIMENSIONS & WEIGHT

		Value							
		M ±0.38	N ±0.2	d ±0.2	L ±0.13	ØB ±0.1	ØC ±0.1	F ±0.2	Weight (grams)
Shell Size	E	30.56	13.26	12.55	24.99	10.05	13.26	40	13.3
	A	38.89	13.26	12.55	33.32	10.05	13.26	35	15.9
	B	52.78	13.26	12.55	47.04	10.05	13.26	25	19.2
	C	69.04	13.26	12.55	63.50	10.05	13.26	20	24.7
	D	66.67	15.36	15.35	61.11	12.85	15.36	20	25.7
	F	69.32	18.06	17.35	63.50	14.85	18.06	20	27.7

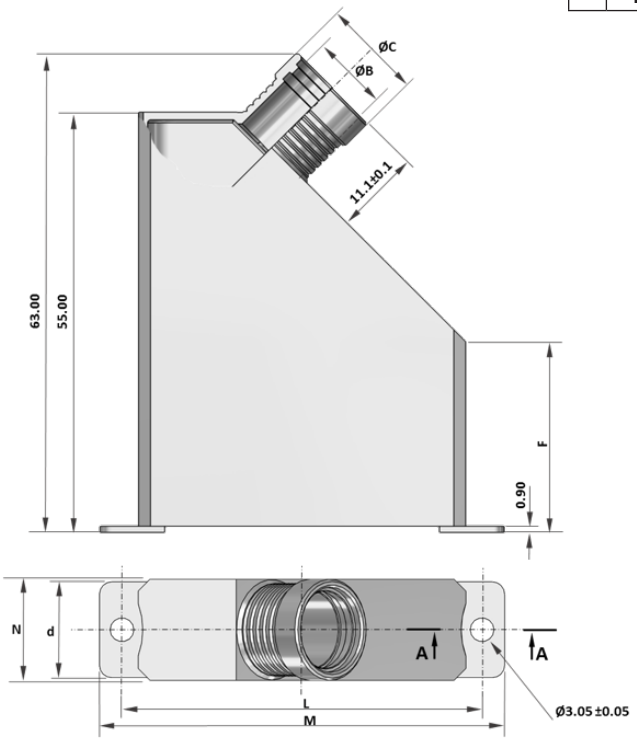

Detail A-A Sizes E, A B, C and D

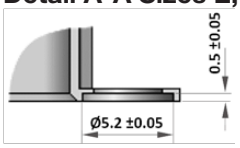

Detail A-A Size F

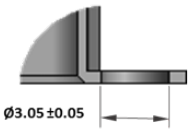

DESCRIPTION & PART NUMBERS

SHELL FINISH	SHELL SIZE	ESA/ESCC DESCRIPTION	C&K PART NUMBER
 Electroless Nickel	E	DE-BCKS-HAL-04-NMB-A174-FR022	C115366-2950B
	A	DA-BCKS-HAL-04-NMB-A174-FR022	C115366-2951B
	B	DB-BCKS-HAL-04-NMB-A174-FR022	C115366-2952B
	C	DC-BCKS-HAL-04-NMB-A174-FR022	C115366-2953B
	D	DD-BCKS-HAL-04-NMB-A174-FR022	C115366-2954B
	F	DF-BCKS-HAL-04-NMB-A174-FR022	C115366-2955B
 Gold	E	DE-BCKS-HAL-04-NMB-FR172-FR022	C115366-2950A
	A	DA-BCKS-HAL-04-NMB-FR172-FR022	C115366-2951A
	B	DB-BCKS-HAL-04-NMB-FR172-FR022	C115366-2952A
	C	DC-BCKS-HAL-04-NMB-FR172-FR022	C115366-2953A
	D	DD-BCKS-HAL-04-NMB-FR172-FR022	C115366-2954A
	F	DF-BCKS-HAL-04-NMB-FR172-FR022	C115366-2955A

Dimensions shown in: mm
Specifications and dimensions subject to change

Downloaded from Arrow.com.

D-Sub Lightweight Backshell
Haloring Compatible
45° Elliptical Outlet

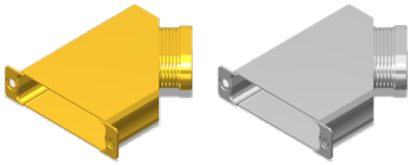

DIMENSIONS & WEIGHT

		Value							
		M ±0.38	N ±0.2	d ±0.2	L ±0.13	B ±0.15	E ±0.15	F ±0.2	Weight (grams)
Shell Size	E	30.56	13.26	12.55	24.99	16.60	19.81	40	13.6
	A	38.89	13.26	12.55	33.32	24.10	27.31	35	16.6
	B	52.78	13.26	12.55	47.04	24.10	27.31	25	19.9
	C	69.04	13.26	12.55	63.50	24.10	27.31	20	25.4
	D	66.67	15.36	15.35	61.11	34.10	37.31	20	26.7
	F	69.32	18.06	17.35	63.50	37.60	40.81	20	28.7

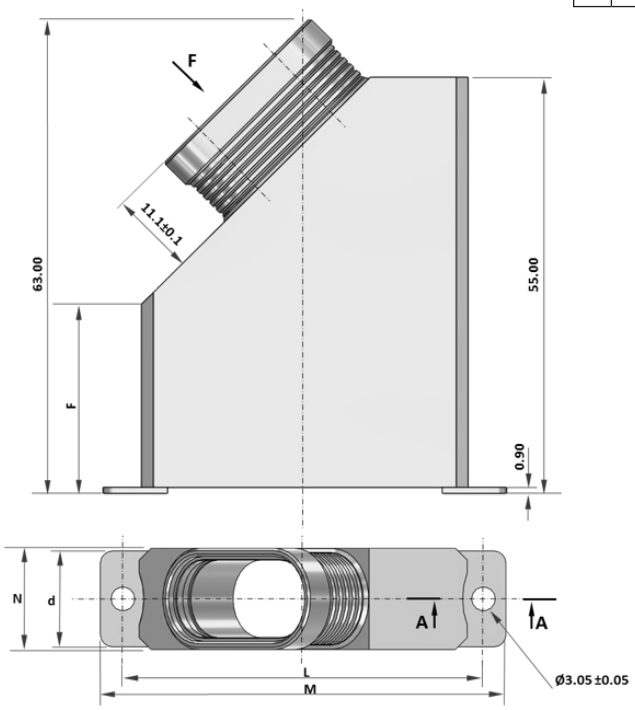

F View

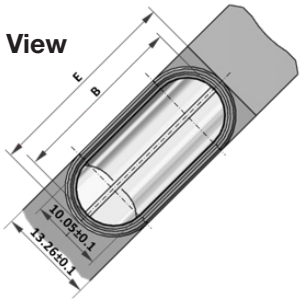

Detail A-A Sizes E, A B, C and D

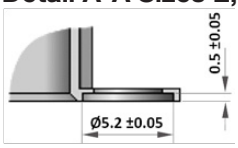

Detail A-A Size F

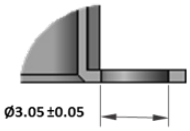

DESCRIPTION & PART NUMBERS

SHELL FINISH	SHELL SIZE	ESA/ESCC DESCRIPTION	C&K PART NUMBER
	E	DE-BCKS-HAL-05-NMB-A174-FR022	C115366-2956B
	A	DA-BCKS-HAL-05-NMB-A174-FR022	C115366-2957B
	B	DB-BCKS-HAL-05-NMB-A174-FR022	C115366-2958B
	C	DC-BCKS-HAL-05-NMB-A174-FR022	C115366-2959B
	D	DD-BCKS-HAL-05-NMB-A174-FR022	C115366-2960B
Electroless Nickel	F	DF-BCKS-HAL-05-NMB-A174-FR022	C115366-2961B
	E	DE-BCKS-HAL-05-NMB-FR172-FR022	C115366-2956A
	A	DA-BCKS-HAL-05-NMB-FR172-FR022	C115366-2957A
	B	DB-BCKS-HAL-05-NMB-FR172-FR022	C115366-2958A
	C	DC-BCKS-HAL-05-NMB-FR172-FR022	C115366-2959A
	D	DD-BCKS-HAL-05-NMB-FR172-FR022	C115366-2960A
Gold	F	DF-BCKS-HAL-05-NMB-FR172-FR022	C115366-2961A

Dimensions shown in: mm
Specifications and dimensions subject to change

Downloaded from Arrow.com.

D-Sub Lightweight Backshell
Haloring Compatible
90° Cylindrical Outlet



DIMENSIONS & WEIGHT

		Value						
		M ±0.38	N ±0.2	d ±0.2	L ±0.13	ØB ±0.1	ØC ±0.1	Weight (grams)
Shell Size	E	30.56	13.26	12.55	24.99	10.05	13.26	14.7
	A	38.89	13.26	12.55	33.32	10.05	13.26	18.1
	B	52.78	13.26	12.55	47.04	10.05	13.26	23.6
	C	69.04	13.26	12.55	63.50	10.05	13.26	30.5
	D	66.67	15.36	15.35	61.11	12.85	15.36	31.7
	F	69.32	18.06	17.35	63.50	14.85	18.06	33.8

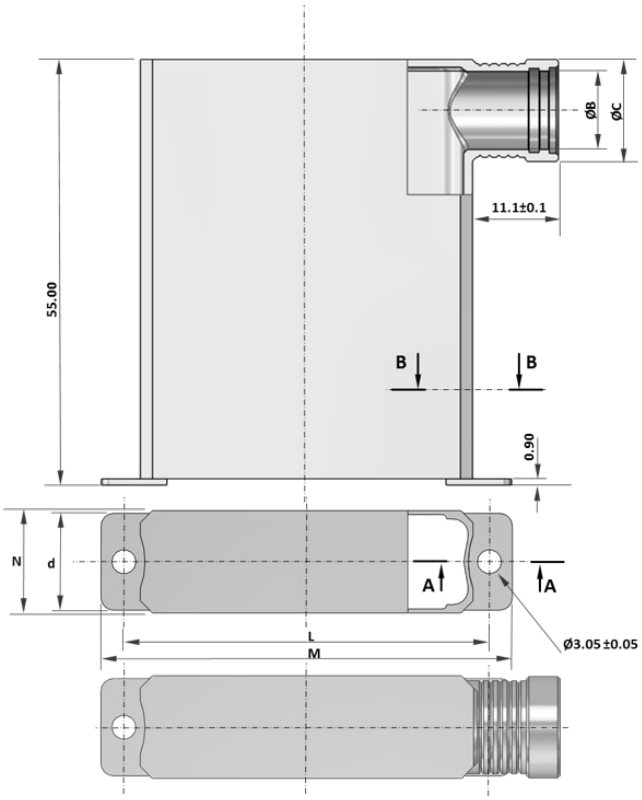

Detail A-A Sizes E, A B, C and D

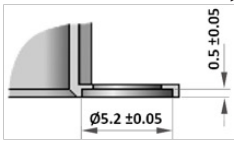

Detail A-A Size F

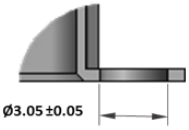

DESCRIPTION & PART NUMBERS

SHELL FINISH	SHELL SIZE	ESA/ESCC DESCRIPTION	C&K PART NUMBER
 Electroless Nickel	E	DE-BCKS-HAL-06-NMB-A174-FR022	C115366-2962B
	A	DA-BCKS-HAL-06-NMB-A174-FR022	C115366-2963B
	B	DB-BCKS-HAL-06-NMB-A174-FR022	C115366-2964B
	C	DC-BCKS-HAL-06-NMB-A174-FR022	C115366-2965B
	D	DD-BCKS-HAL-06-NMB-A174-FR022	C115366-2966B
	F	DF-BCKS-HAL-06-NMB-A174-FR022	C115366-2967B
 Gold	E	DE-BCKS-HAL-06-NMB-FR172-FR022	C115366-2962A
	A	DA-BCKS-HAL-06-NMB-FR172-FR022	C115366-2963A
	B	DB-BCKS-HAL-06-NMB-FR172-FR022	C115366-2964A
	C	DC-BCKS-HAL-06-NMB-FR172-FR022	C115366-2965A
	D	DD-BCKS-HAL-06-NMB-FR172-FR022	C115366-2966A
	F	DF-BCKS-HAL-06-NMB-FR172-FR022	C115366-2967A

Dimensions shown in: mm
Specifications and dimensions subject to change

Downloaded from Arrow.com.

D-Sub Lightweight Backshell
Haloring Compatible
90° Elliptical Outlet



DIMENSIONS & WEIGHT

Shell Size	Value						
	M ±0.38	N ±0.2	d ±0.2	L ±0.13	B ±0.15	E ±0.15	Weight (grams)
E	30.56	13.26	12.55	24.99	16.60	19.81	13.6
A	38.89	13.26	12.55	33.32	24.10	27.31	16.6
B	52.78	13.26	12.55	47.04	24.10	27.31	19.9
C	69.04	13.26	12.55	63.50	24.10	27.31	25.4
D	66.67	15.36	15.35	61.11	34.10	37.31	26.7
F	69.32	18.06	17.35	63.50	37.60	40.81	28.7

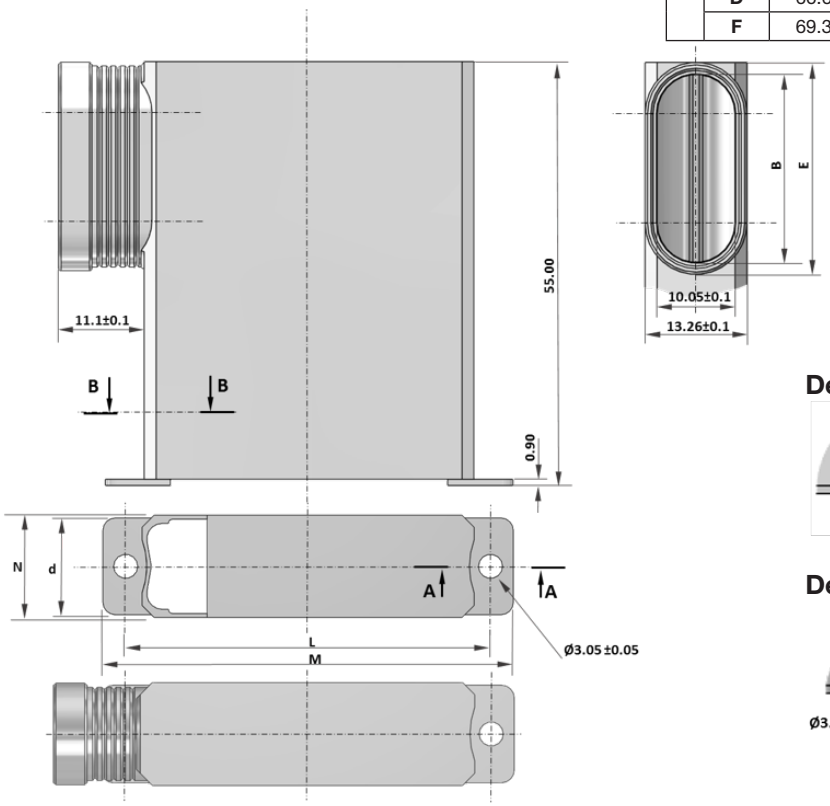

Detail A-A Sizes E, A B, C and D

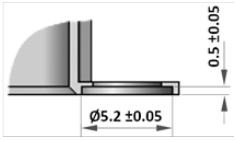

Detail A-A Size F

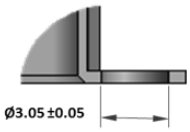

DESCRIPTION & PART NUMBERS

SHELL FINISH	SHELL SIZE	ESA/ESCC DESCRIPTION	C&K PART NUMBER
 Electroless Nickel	E	DE-BCKS-HAL-07-NMB-A174-FR022	C115366-2968B
	A	DA-BCKS-HAL-07-NMB-A174-FR022	C115366-2969B
	B	DB-BCKS-HAL-07-NMB-A174-FR022	C115366-2970B
	C	DC-BCKS-HAL-07-NMB-A174-FR022	C115366-2971B
	D	DD-BCKS-HAL-07-NMB-A174-FR022	C115366-2972B
	F	DF-BCKS-HAL-07-NMB-A174-FR022	C115366-2973B
 Gold	E	DE-BCKS-HAL-07-NMB-FR172-FR022	C115366-2968A
	A	DA-BCKS-HAL-07-NMB-FR172-FR022	C115366-2969A
	B	DB-BCKS-HAL-07-NMB-FR172-FR022	C115366-2970A
	C	DC-BCKS-HAL-07-NMB-FR172-FR022	C115366-2971A
	D	DD-BCKS-HAL-07-NMB-FR172-FR022	C115366-2972A
	F	DF-BCKS-HAL-07-NMB-FR172-FR022	C115366-2973A

Dimensions shown in: mm
Specifications and dimensions subject to change

Downloaded from Arrow.com.

D-Sub Lightweight Backshell
Haloring Compatible
90° Top Circular Outlet



DIMENSIONS & WEIGHT

		Value						
		M ±0.38	N ±0.2	d ±0.2	L ±0.13	ØB ±0.1	ØC ±0.1	Weight (grams)
Shell Size	E	30.56	13.26	12.55	24.99	10.05	13.26	8.2
	A	38.89	13.26	12.55	33.32	10.05	13.26	10
	B	52.78	13.26	12.55	47.04	10.05	13.26	12.9
	C	69.04	13.26	12.55	63.50	10.05	13.26	16.6
	D	66.67	15.36	15.35	61.11	12.85	15.36	17.6
	F	69.32	18.06	17.35	63.50	14.85	18.06	18.9

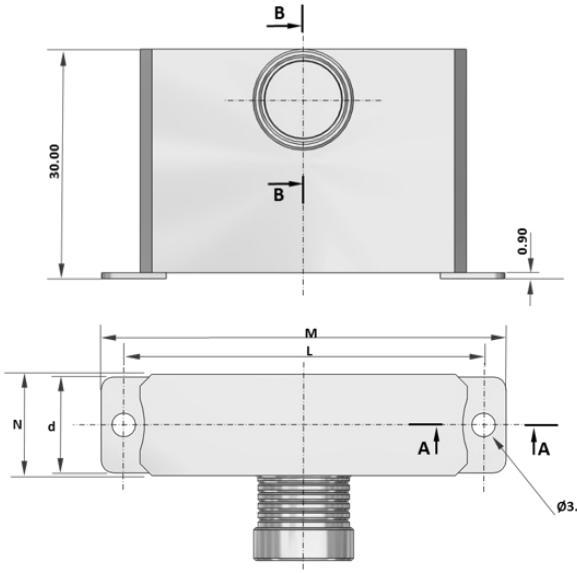

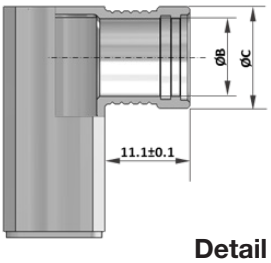

Detail A-A Sizes E, A B, C and D

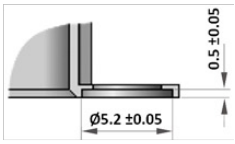

Detail A-A Size F

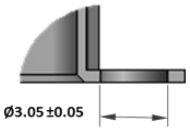

DESCRIPTION & PART NUMBERS

SHELL FINISH	SHELL SIZE	ESA/ESCC DESCRIPTION	C&K PART NUMBER
 Electroless Nickel	E	DE-BCKS-HAL-08-NMB-A174-FR022	C115366-2974B
	A	DA-BCKS-HAL-08-NMB-A174-FR022	C115366-2975B
	B	DB-BCKS-HAL-08-NMB-A174-FR022	C115366-2976B
	C	DC-BCKS-HAL-08-NMB-A174-FR022	C115366-2977B
	D	DD-BCKS-HAL-08-NMB-A174-FR022	C115366-2978B
	F	DF-BCKS-HAL-08-NMB-A174-FR022	C115366-2979B
 Gold	E	DE-BCKS-HAL-08-NMB-FR172-FR022	C115366-2974A
	A	DA-BCKS-HAL-08-NMB-FR172-FR022	C115366-2975A
	B	DB-BCKS-HAL-08-NMB-FR172-FR022	C115366-2976A
	C	DC-BCKS-HAL-08-NMB-FR172-FR022	C115366-2977A
	D	DD-BCKS-HAL-08-NMB-FR172-FR022	C115366-2978A
	F	DF-BCKS-HAL-08-NMB-FR172-FR022	C115366-2979A

Dimensions shown in: mm
Specifications and dimensions subject to change

Downloaded from Arrow.com.

D-Sub Lightweight Backshell
Haloring Compatible
90° Top Elliptical Outlet



DIMENSIONS & WEIGHT

		Value						
		M ±0.38	N ±0.2	d ±0.2	L ±0.13	B ±0.15	E ±0.15	Weight (grams)
Shell Size	E	30.56	13.26	12.55	24.99	11.85	15.06	8.3
	A	38.89	13.26	12.55	33.32	16.60	19.81	10.3
	B	52.78	13.26	12.55	47.04	24.10	27.31	13.6
	C	69.04	13.26	12.55	63.50	24.10	27.31	17.3
	D	66.67	15.36	15.35	61.11	34.10	37.31	18.6
	F	69.32	18.06	17.35	63.50	34.10	37.31	20

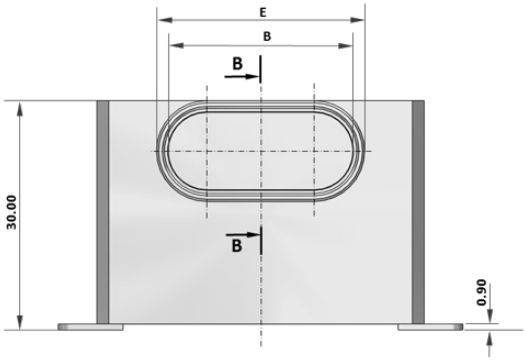

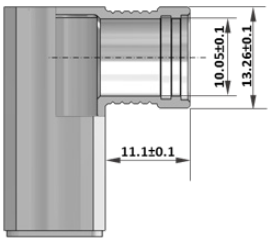

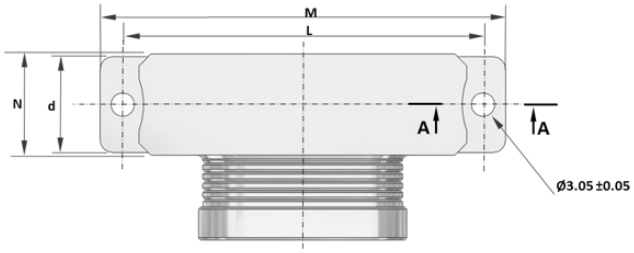

Detail A-A Sizes E, A B, C and D

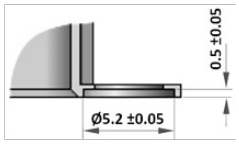

Detail A-A Size F

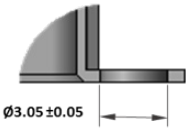

DESCRIPTION & PART NUMBERS

SHELL FINISH	SHELL SIZE	ESA/ESCC DESCRIPTION	C&K PART NUMBER
	E	DE-BCKS-HAL-09-NMB-A174-FR022	C115366-2980B
	A	DA-BCKS-HAL-09-NMB-A174-FR022	C115366-2981B
	B	DB-BCKS-HAL-09-NMB-A174-FR022	C115366-2982B
	C	DC-BCKS-HAL-09-NMB-A174-FR022	C115366-2983B
	D	DD-BCKS-HAL-09-NMB-A174-FR022	C115366-2984B
Electroless Nickel	F	DF-BCKS-HAL-09-NMB-A174-FR022	C115366-2985B
	E	DE-BCKS-HAL-09-NMB-FR172-FR022	C115366-2980A
	A	DA-BCKS-HAL-09-NMB-FR172-FR022	C115366-2981A
	B	DB-BCKS-HAL-09-NMB-FR172-FR022	C115366-2982A
	C	DC-BCKS-HAL-09-NMB-FR172-FR022	C115366-2983A
	D	DD-BCKS-HAL-09-NMB-FR172-FR022	C115366-2984A
Gold	F	DF-BCKS-HAL-09-NMB-FR172-FR022	C115366-2985A

Dimensions shown in: mm
Specifications and dimensions subject to change

Downloaded from Arrow.com.

D-Sub Lightweight Backshell
Haloring Compatible
45° Top Circular Outlet



DIMENSIONS & WEIGHT

		Value						
		M ±0.38	N ±0.2	d ±0.2	L ±0.13	ØB ±0.1	ØC ±0.1	Weight (grams)
Shell Size	E	30.56	13.26	12.55	24.99	10.05	13.26	8
	A	38.89	13.26	12.55	33.32	10.05	13.26	9.9
	B	52.78	13.26	12.55	47.04	10.05	13.26	12.9
	C	69.04	13.26	12.55	63.50	10.05	13.26	16.8
	D	66.67	15.36	15.35	61.11	12.85	15.36	16.2
	F	69.32	18.06	17.35	63.50	14.85	18.06	17.6

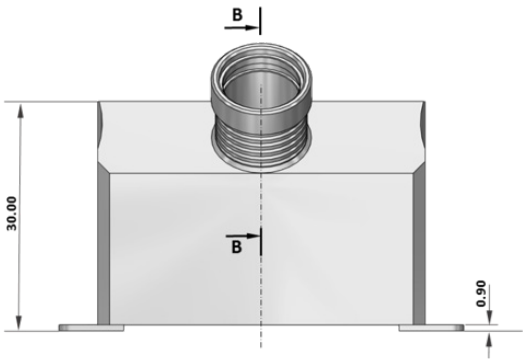

B-B

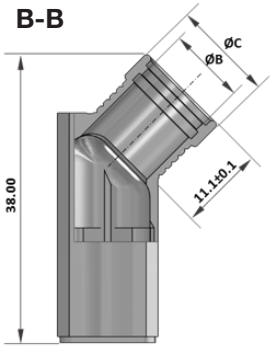

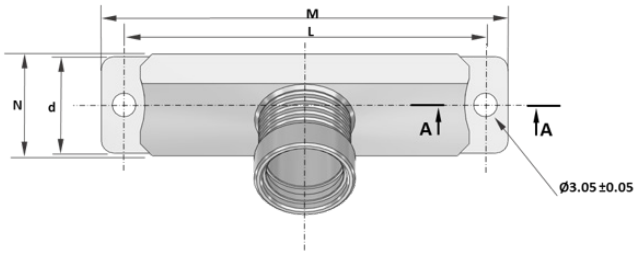

Detail A-A Sizes E, A B, C and D

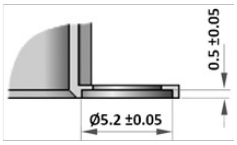

Detail A-A Size F

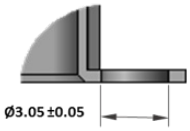

DESCRIPTION & PART NUMBERS

SHELL FINISH	SHELL SIZE	ESA/ESCC DESCRIPTION	C&K PART NUMBER
 Electroless Nickel	E	DE-BCKS-HAL-10-NMB-A174-FR022	C115366-2986B
	A	DA-BCKS-HAL-10-NMB-A174-FR022	C115366-2987B
	B	DB-BCKS-HAL-10-NMB-A174-FR022	C115366-2988B
	C	DC-BCKS-HAL-10-NMB-A174-FR022	C115366-2989B
	D	DD-BCKS-HAL-10-NMB-A174-FR022	C115366-2990B
	F	DF-BCKS-HAL-10-NMB-A174-FR022	C115366-2991B
 Gold	E	DE-BCKS-HAL-10-NMB-FR172-FR022	C115366-2986A
	A	DA-BCKS-HAL-10-NMB-FR172-FR022	C115366-2987A
	B	DB-BCKS-HAL-10-NMB-FR172-FR022	C115366-2988A
	C	DC-BCKS-HAL-10-NMB-FR172-FR022	C115366-2989A
	D	DD-BCKS-HAL-10-NMB-FR172-FR022	C115366-2990A
	F	DF-BCKS-HAL-10-NMB-FR172-FR022	C115366-2991A

Dimensions shown in: mm
Specifications and dimensions subject to change

Downloaded from Arrow.com.

D-Sub Lightweight Backshell
Haloring Compatible
45° Top Elliptical Outlet

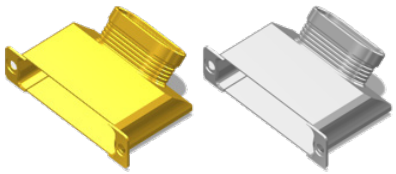

DIMENSIONS & WEIGHT

		Value						
		M ±0.38	N ±0.2	d ±0.2	L ±0.13	B ±0.15	E ±0.15	Weight (grams)
Shell Size	E	30.56	13.26	12.55	24.99	11.85	15.06	8.1
	A	38.89	13.26	12.55	33.32	16.60	19.81	10.2
	B	52.78	13.26	12.55	47.04	24.10	27.31	13.6
	C	69.04	13.26	12.55	63.50	24.10	27.31	17.4
	D	66.67	15.36	15.35	61.11	34.10	37.31	17.8
	F	69.32	18.06	17.35	63.50	34.10	37.31	18.7

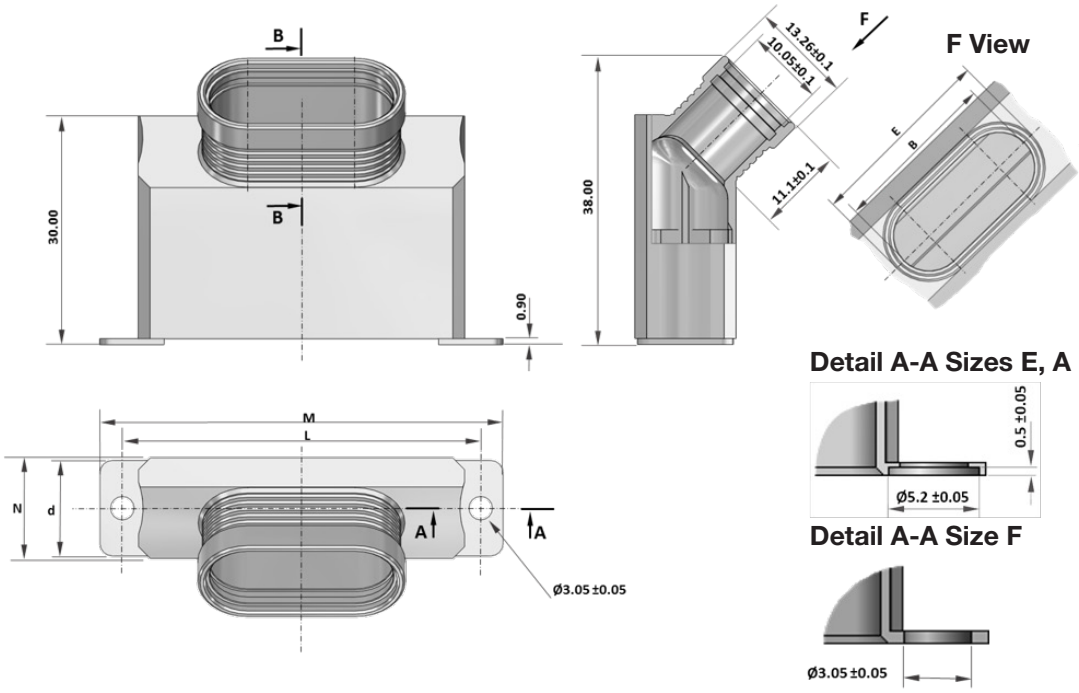

DESCRIPTION & PART NUMBERS

SHELL FINISH	SHELL SIZE	ESA/ESCC DESCRIPTION	C&K PART NUMBER
 Electroless Nickel	E	DE-BCKS-HAL-11-NMB-A174-FR022	C115366-2992B
	A	DA-BCKS-HAL-11-NMB-A174-FR022	C115366-2993B
	B	DB-BCKS-HAL-11-NMB-A174-FR022	C115366-2994B
	C	DC-BCKS-HAL-11-NMB-A174-FR022	C115366-2995B
	D	DD-BCKS-HAL-11-NMB-A174-FR022	C115366-2996B
	F	DF-BCKS-HAL-11-NMB-A174-FR022	C115366-2997B
 Gold	E	DE-BCKS-HAL-11-NMB-FR172-FR022	C115366-2992A
	A	DA-BCKS-HAL-11-NMB-FR172-FR022	C115366-2993A
	B	DB-BCKS-HAL-11-NMB-FR172-FR022	C115366-2994A
	C	DC-BCKS-HAL-11-NMB-FR172-FR022	C115366-2995A
	D	DD-BCKS-HAL-11-NMB-FR172-FR022	C115366-2996A
	F	DF-BCKS-HAL-11-NMB-FR172-FR022	C115366-2997A

Dimensions shown in: mm
Specifications and dimensions subject to change

Downloaded from Arrow.com.

D-Sub Haloring Compatible
45° Top Elliptical Outlet



DIMENSIONS & WEIGHT

		A ±0.2	B ±0.3	Number of Tines	Weight (grams)
Shell Size	E	15.00	12.00	6	1.3
	A	22.50	12.00	9	1.9
	B	35.00	12.00	14	2.9
	C & D	47.50	12.00	19	4
	F	52.50	15.00	21	5.2

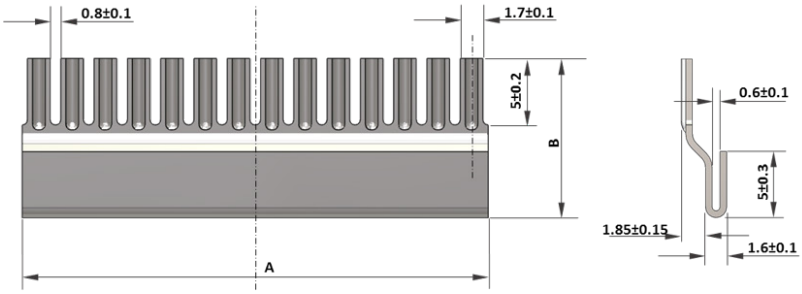

The internal shape of the backshell and the profile of the haloring have been specifically studied in order to overcome the space constraints and ensure ease of use during wiring of the shielded wires

Haloring is held between the connector and the backshell

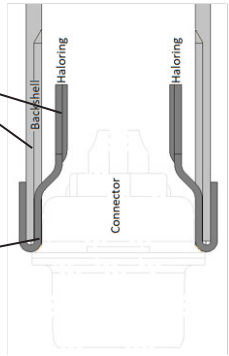

Note: All our Backshells haloring compatible are designed to be used with 1 or 2 halorings on the 2 large sides.

DESCRIPTION & PART NUMBERS

	SHELL SIZE	ESA/ESCC DESCRIPTION	C&K PART NUMBER
	E	HALORING-DE-01-FR022	C115366-2927B
	A	HALORING-DA-01-FR022	C115366-2928B
	B	HALORING-DB-01-FR022	C115366-2929B
	C & D	HALORING-DC-DD-01-FR022	C115366-2930B
	F	HALORING-DF-01-FR022	C115366-2931B

Dimensions shown in: mm
Specifications and dimensions subject to change

Downloaded from Arrow.com.

ACCESSORIES

Universal Male Screwlock - Slotted Head	ESA/ESCC DESCRIPTION	C&K PART NUMBER
	D115440-0165-FR022	C115440-0165A
Universal Male Screwlock - Hexagonal Hole Head	**ESA/ESCC DESCRIPTION**	**C&K PART NUMBER**
	D115440-0167-FR022	C115440-0167A
Specific Female Screwlock for use with Backshell	**ESA/ESCC DESCRIPTION**	**C&K PART NUMBER**
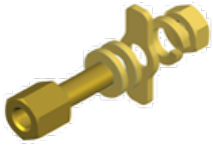	D115440-0201-FR022	C115440-0201

Dimensions shown in: mm
Specifications and dimensions subject to change

Downloaded from Arrow.com.