

5223995-3 ✓ ACTIVE

Z-PACK 2mm HM

TE Internal #: 5223995-3

PCB Mount Receptacle, Vertical, Board-to-Board, 6 Position, 3 mm [.118 in] Centerline, Fully Shrouded, Gold (Au), Z-PACK 2mm HM

[View on TE.com >](#)



Connectors > PCB Connectors > PCB Headers & Receptacles



PCB Connector Type: **PCB Mount Receptacle**

Connector System: **Board-to-Board**

Number of Positions: **6**

Number of Rows: **1**

Centerline (Pitch): **3 mm [.118 in]**

Features

Product Type Features

Mixed & Hybrid Header	No
Connector Shape	Rectangular
PCB Connector Type	PCB Mount Receptacle
Connector System	Board-to-Board
Header Type	Fully Shrouded
Sealable	No
Connector & Contact Terminates To	Printed Circuit Board
Connector Product Type	Connector Assembly

Configuration Features

Number of Columns	6
Number of Loaded Positions	6
Connector Contact Load Condition	Fully Loaded
Number of Positions	6
Number of Rows	1
PCB Mount Orientation	Vertical
Board-to-Board Configuration	Parallel, Perpendicular
Number of Power Positions	6

Electrical Characteristics

Operating Voltage	250 VDC
-------------------	---------



Body Features

Primary Product Color	Gray
-----------------------	------

Contact Features

Contact Underplating Material	Nickel
Contact Underplating Material Thickness	1.27 μm [50 μin]
PCB Contact Termination Area Plating Material Finish	Matte
PCB Contact Termination Area Plating Material Thickness	.5 – 1.25 μm [19.68 – 49.21 μin]
Contact Layout	Inline
Contact Base Material	Phosphor Bronze
Contact Mating Area Plating Material	Gold (Au)
Contact Type	Receptacle
Contact Current Rating (Max)	10 A
PCB Contact Termination Area Plating Material	Tin
Contact Mating Area Plating Material Thickness	.76 μm [30 μin]

Termination Features

Termination Post & Tail Length	4.15 mm[.163 in]
Termination Method to PCB	Through Hole - Press-Fit

Mechanical Attachment

Panel Mount Feature	Without
Mating Retention	Without
Connector Mounting Type	Board Mount
Mating Alignment	Without
PCB Mount Alignment	Without
PCB Mount Retention	Without

Housing Features

Mating Entry Location	Top
Centerline (Pitch)	3 mm[.118 in]
Housing Material	Polyester

Dimensions

Connector Width	11.35 mm[.447 in]
Connector Height	12.15 mm[.478 in]
Connector Length	18.5 mm[.728 in]



PCB Thickness (Recommended)	1.8 mm[.07 in]
-----------------------------	----------------

Usage Conditions

Operating Temperature (Max)	125 °C[257 °F]
Operating Temperature Range	-55 – 125 °C[-67 – 257 °F]

Operation/Application

Circuit Application	Power
---------------------	-------

Industry Standards

Glow Wire Rating	Standard Part - Not Glow Wire
UL Flammability Rating	UL 94V-0

Packaging Features

Packaging Quantity	31
Packaging Method	Tube

Product Compliance

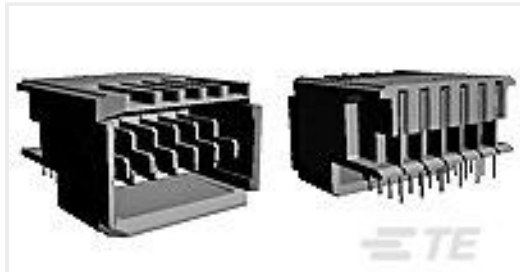
[For compliance documentation, visit the product page on TE.com>](#)

EU RoHS Directive 2011/65/EU	Compliant
EU ELV Directive 2000/53/EC	Compliant
China RoHS 2 Directive MIIT Order No 32, 2016	有害物质含量符合标准要求 No Restricted Substance(s) Above Threshold
EU REACH Regulation (EC) No. 1907/2006	Current ECHA Candidate List: JUNE 2025 (250) Candidate List Declared Against: JUNE 2023 (235) Does not contain REACH SVHC
Halogen Content	Not Low Halogen - contains Br or Cl > 900 ppm.
Solder Process Capability	Not applicable for solder process capability

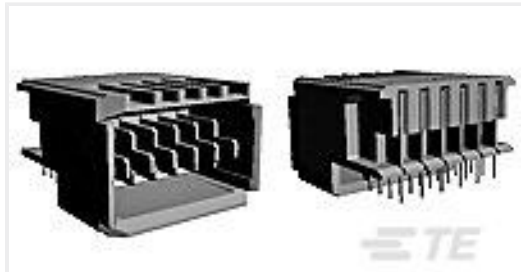
Product Compliance Disclaimer

This information is provided based on reasonable inquiry of our suppliers and represents our current actual knowledge based on the information they provided. This information is subject to change. The part numbers that TE has identified as EU RoHS compliant have a maximum concentration of 0.1% by weight in homogenous materials for lead, hexavalent chromium, mercury, PBB, PBDE, DBP, BBP, DEHP, DIBP, and 0.01% for cadmium, or qualify for an exemption to these limits as defined in the Annexes of Directive 2011/65/EU (RoHS2). Finished electrical and electronic equipment products will be CE marked as required by Directive 2011/65/EU. Components may not be CE marked. Additionally, the part numbers that TE has identified as EU ELV compliant have a maximum concentration of 0.1% by weight in homogenous materials for lead, hexavalent chromium, and mercury, and 0.01% for cadmium, or qualify for an exemption to these limits as defined in the Annexes of Directive 2000/53/EC (ELV). Regarding the REACH Regulation, the information TE provides on SVHC in articles for this part number is based on the latest European Chemicals Agency (ECHA) 'Guidance on requirements for substances in articles' posted at this URL: <https://echa.europa.eu/guidance-documents/guidance-on-reach>

Compatible Parts



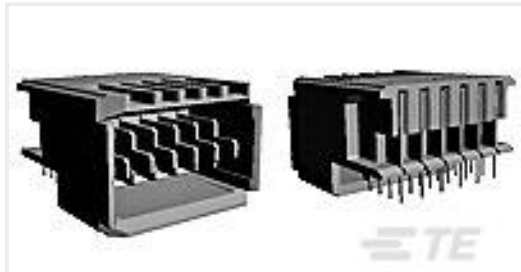
TE Part # 5646956-3
UPM PIN ASSY, SEQUENCED, 6 POS



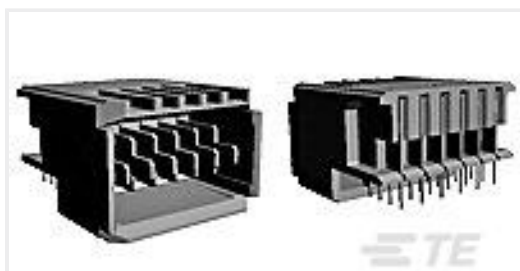
TE Part # 646956-4
UPM PIN ASSY, SEQUENCED, 6 POS



TE Part # 5646956-2
UPM PIN ASSEMBLY, SEQUENCED




TE Part # 5646956-1
UPM EXPANDED PIN ASSEMBLY



TE Part # 646956-1
UPM EXPANDED PIN ASSEMBLY

Also in the Series | Z-PACK 2mm HM




Board-to-Board Headers &
Receptacles(46)



Connector Contacts(1)



Connector Hardware(91)



Hard Metric Backplane Connectors
(273)

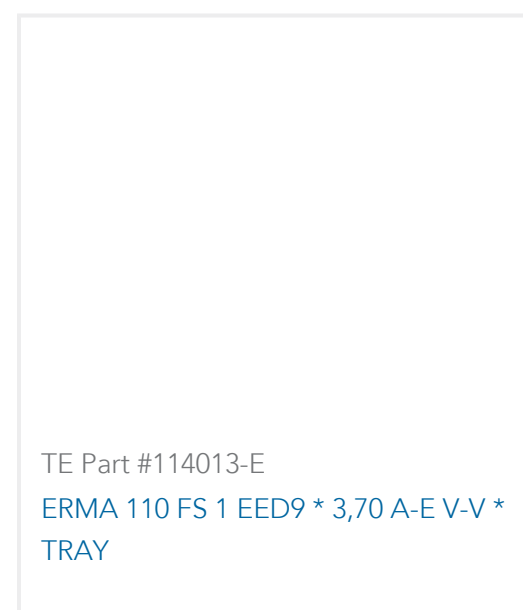



Power Contacts(1)



Rectangular Power Connectors(46)

Customers Also Bought



Documents

Product Drawings

[UPM EXPANDED RECEPTACLE ASSEMB](#)

English

CAD Files

Customer View Model

[ENG_CVM_CVM_5223995-3_O.2d_dxf.zip](#)

English

3D PDF

3D

Customer View Model

[ENG_CVM_CVM_5223995-3_O.3d_igs.zip](#)

English

Customer View Model

[ENG_CVM_CVM_5223995-3_O.3d_stp.zip](#)

English

By downloading the CAD file I accept and agree to the [Terms and Conditions](#) of use.

Datasheets & Catalog Pages



[High Speed Backplane Connectors catalog - Z-PACK HM-Zd Connector](#)

English

[High Speed Backplane Connectors catalog - Z-PACK HS3 Connector](#)

English

[POWER_CONNECTORS_CATALOG_SEC01_BOARD_TO_BOARD](#)

English

Product Specifications

[Engineering Report](#)

English

Agency Approvals

[UL Report](#)

English