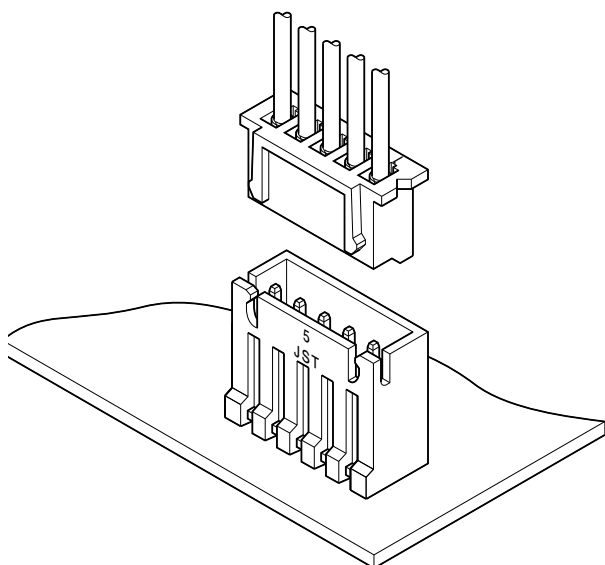


XH CONNECTOR <High box type>

2.5 mm pitch/Disconnectable Crimp style connectors



XH connector high box type, with 17.0 mm mounting height and with 5.8 mm thickness.

- Header for 2.5 mm pitch XH connector for use specifically with resin coated ("potted") PC boards
- Interchangeability

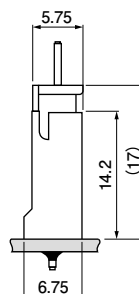
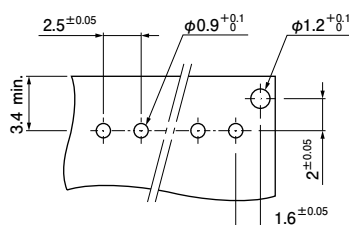
Specifications

- Current rating: 3 A AC/DC (AWG #22)
 - Voltage rating: 250 V AC/DC
 - Temperature range: -25°C to +85°C
(including temperature rise in applying electrical current)
 - Contact resistance: Initial value/ 10 mΩ max.
After environmental tests/ 20 mΩ max.
 - Insulation resistance: 1,000 MΩ min.
 - Withstanding voltage: 1,000 VAC/minute
 - Applicable wire: AWG #30 to #22
 - Applicable PC board thickness: 1.6 mm
- * In using the products, refer to "Handling Precautions for Terminals and Connectors" described on our website (Technical documents of Product information page).
- * RoHS2 compliance
- * Dimensional unit: mm
- * Contact JST for details.

Standards

Recognized E60389

PC board layout and Assembly layout

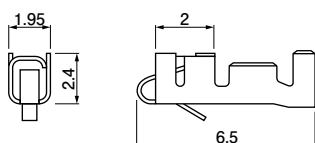


Note: 1. The above figure is the figure viewed from the connector mounting side.

2. Tolerances are non-cumulative: ± 0.05 mm for all centers.

3. Hole dimensions differ according to the type of PC board and piercing method. If PC boards made of hard material are used, the hole dimensions should be larger. The dimensions above should serve as a guideline. Contact JST for details.

Contact



Model No.	Applicable wire		Insulation O.D. (mm)	Q'ty/ reel
	mm ²	AWG#		
SXH-001T-P0.6	0.08~0.33	28~22	0.9~1.9	8,000
SXH-002T-P0.6	0.05~0.13	30~26	0.9~1.3	

Material and Finish

Phosphor bronze, tin-plated (reflow treatment)

RoHS2 compliance

Note: 1. Contact JST if you require gold-plated contacts or contacts made of brass.

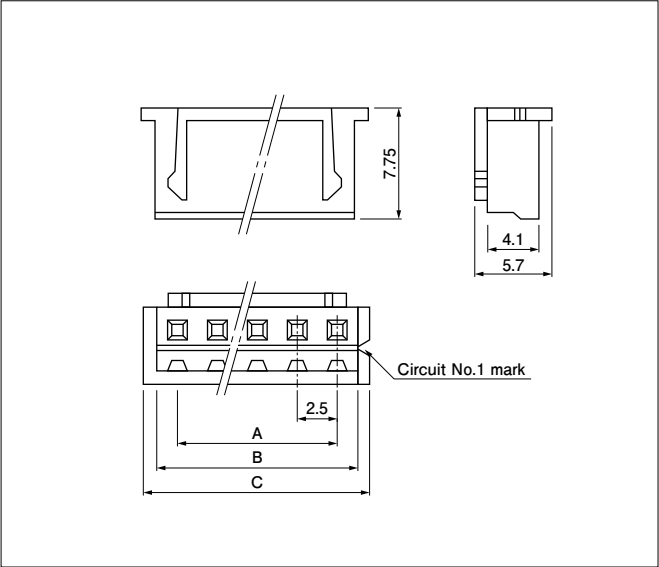
2. Contact JST also if you require shielded wires, thin wires or other special wires.

Contact	Crimping machine	Applicator		
		Crimp applicator	Dies	Crimp applicator with dies
SXH-001T-P0.6	AP-K2N	MKS-L	MK/SXH-001-06	APLMK SXH001-06
SXH-002T-P0.6			MK/SXH-002-06	APLMK SXH002-06

Note: Contact JST for fully automatic crimping applicator.

XH CONNECTOR (High box type)

Housing



No. of circuits	Model No.	Dimensions (mm)			Q'ty/bag
		A	B	C	
2	XHP-2	2.5	5.7	7.3	1,000
3	XHP-3	5.0	8.2	9.8	1,000
4	XHP-4	7.5	10.7	12.3	1,000
5	XHP-5	10.0	13.2	14.8	1,000
6	XHP-6	12.5	15.7	17.3	1,000
7	XHP-7	15.0	18.2	19.8	1,000
8	XHP-8	17.5	20.7	22.3	1,000
9	XHP-9	20.0	23.2	24.8	1,000
10	XHP-10	22.5	25.7	27.3	1,000

Material and Finish

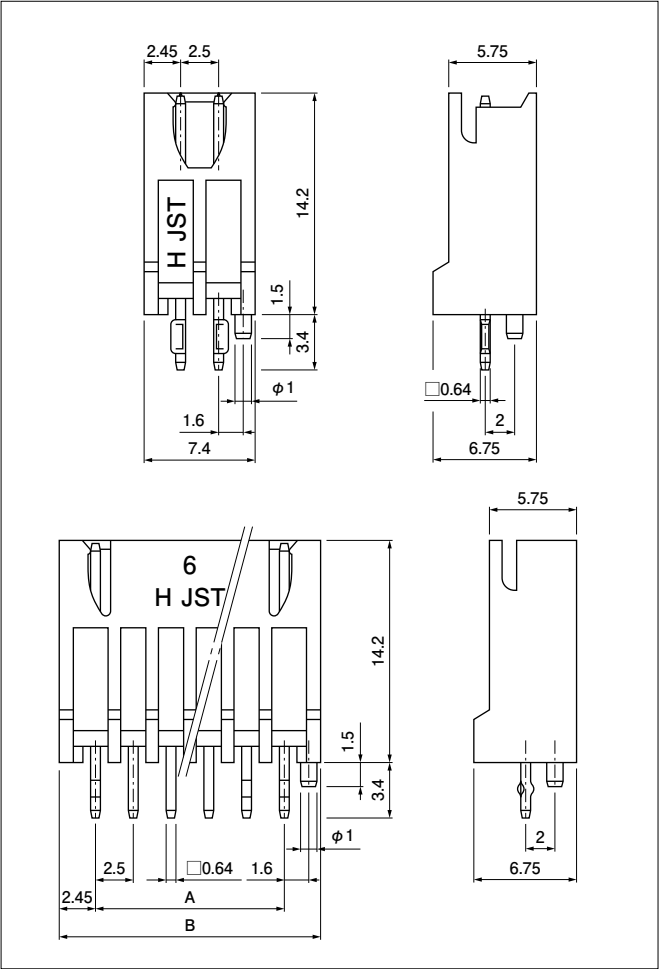
PA 6, UL94V-0, natural (white)

RoHS2 compliance

<For reference> As the color identification, the following alphabet shall be put in the underlined part.
For availability, delivery and minimum order quantity, contact JST.

ex. **XHP-2-oo**
(blank)...natural (white)
BK...black R...red E...blue Y...yellow M...green

Shrouded header



No. of circuits	Model No.	Dimensions (mm)		Q'ty/box
		A	B	
2	BH2B-XH-2	2.5	7.4	700
3	BH3B-XH-2	5.0	9.9	500
4	BH4B-XH-2	7.5	12.4	300
5	BH5B-XH-2	10.0	14.9	300
6	BH6B-XH-2	12.5	17.4	250
7	BH7B-XH-2	15.0	19.9	200
8	BH8B-XH-2	17.5	22.4	150
9	BH9B-XH-2	20.0	24.9	150
10	BH10B-XH-2	22.5	27.4	150

Material and Finish

Post: Copper alloy, copper-undercoated, tin-plated (reflow treatment)
Wafer: Glass-filled PA 66, UL94V-0, natural (ivory)

RoHS2 compliance

This product displays (LF)(SN) on a label.
<For reference> As the color identification, the following alphabet shall be put in the underlined part.
For availability, delivery and minimum order quantity, contact JST.

ex. **BH2B-XH-2-oo**
(blank)...natural (ivory)
R...red C...black E...blue Y...yellow M...green