SCRH2D18

SMD POWER INDUCTORS

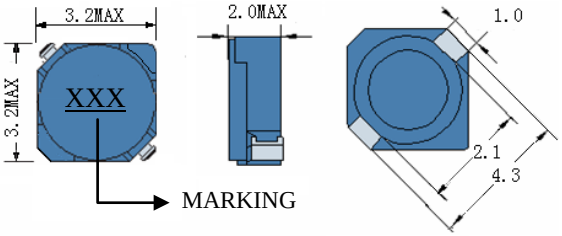

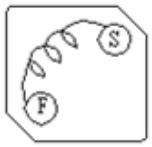

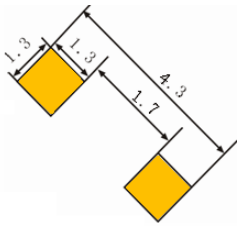

● Features
1. Magnetically shielded construction
2 Excellent Power Density
3 Engineered to Provide High Efficiency

ELECTRICAL CHARACTERISTICS

Part Number	Inductance (uH) (1)	Test Frequency	DC Resistance (Ω MAX) (2)	Saturation Current (3) (A)	Temperature Current (4) (A)
SCRH2D18-2R2	2.2	100KHZ	43m	0.85	2.00
SCRH2D18-3R3	3.3	100KHZ	60m	0.73	1.80
SCRH2D18-4R7	4.7	100KHZ	85m	0.55	1.44
SCRH2D18-6R8	6.8	100KHZ	123m	0.50	1.29
SCRH2D18-100	10	100KHZ	201m	0.37	1.03
SCRH2D18-150	15	100KHZ	266m	0.34	0.92
SCRH2D18-220	22	100KHZ	382m	0.26	0.73
SCRH2D18-330	33	100KHZ	620m	0.21	0.58

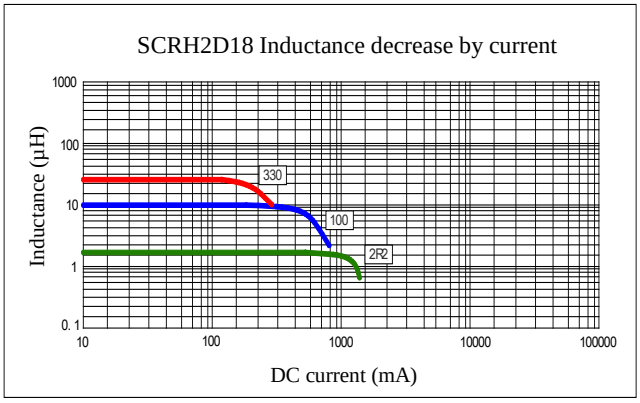

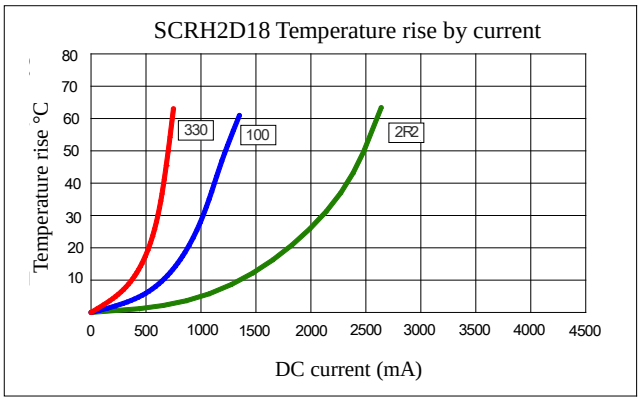

(1). Inductance tolerance ±30% tested at 0.25V, 0ADC and 25℃
(2). DCR measured at 25℃.
(3). The DC current at which the inductance decreases by 35% from its initial value.
(4). The DC current that results in a 40℃ temperature rise from 25℃ambient.

Click here for QUANTITY PER REEL & PACKING INFORMATION

Custom versions available upon request.

© 2019 Signal Transformer –Specification subject to change without notice. 12.19

signal TRANSFORMER a bel group
belfuse.com/signal
128 Atlantic Avenue, Lynbrook, NY 11563
Toll Free 866-239-5777 • Tel 516-239-5777 • Fax 516-239-7208
Sales@signaltransformer.com • techhelp@signaltransformer.com

Downloaded from Arrow.com.