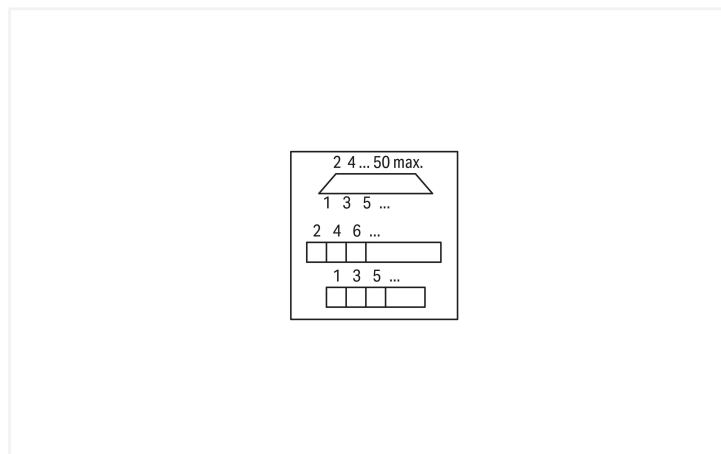


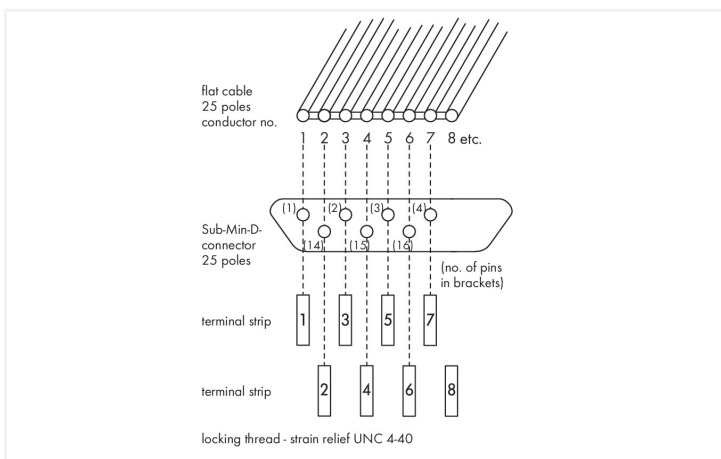
## Data Sheet | Item Number: 289-551

Interface module; with solder pin; Female connector; 15-pole; for mating connectors with IDC; Vertical mounting; PCB terminal blocks, double-row; in mounting carrier; 2,50 mm<sup>2</sup>

<https://www.wago.com/289-551>



Similar to illustration



### Electrical data

Operating voltage	≤ 125 VAC/VDC
Nominal current	2 A
Contact resistance (max.)	30 mΩ

### Safety and protection

Rated Voltage	125 V
Rated impulse withstand voltage	0.8 kV
Pollution degree	2
Protection type	IP20
Insulation type	Basic insulation

## Connection Data

Performance level	2 / 200 mating cycles
Strain relief	UNC 4-40 stud bolt

## Connection 1

Pluggable connector	D-subminiature female connector
Pole number 1	15
Connection type	System
Note (conductor cross-section)	12 AWG: THHN, THWN
Mating direction	vertical

## Connection 2

Design	PCB terminal blocks (double-row)
Pole number	15
Connection type	Field
Connection technology	CAGE CLAMP®
WAGO connector	WAGO 236 Series
Solid conductor	0.08 ... 2.5 mm <sup>2</sup> / 28 ... 12 AWG
Fine-stranded conductor	0.08 ... 2.5 mm <sup>2</sup> / 28 ... 12 AWG
Strip length	5 ... 6 mm / 0.2 ... 0.24 inches

## Physical data

Width	46 mm / 1.811 inches
Height	85 mm / 3.346 inches
Depth from upper-edge of DIN-rail	34 mm / 1.339 inches

## Mechanical data

Mounting type	DIN-35 rail
Housing design	Mounting carrier

## Material data

Contact material (connector)	Au over Ni
Fire load	0.63 MJ
Weight	59.1 g

## Environmental requirements

Ambient temperature (operation)	-20 ... +50 °C
Ambient temperature (storage)	-40 ... +70 °C
Relative humidity	≤ 85 % (non-condensing)

## Standards and Specifications

Standards/specifications	EN 61010-2-201
--------------------------	----------------

**Commercial data**

Product Group	6 (INTERFACE ELECTRONIC)
PU (SPU)	8 (1) pcs
Packaging type	Box
Country of origin	DE
GTIN	4045454417840
Customs tariff number	85366990990

**Product Classification**

UNSPSC	39121421
eCl@ss 10.0	27-14-11-52
eCl@ss 9.0	27-14-11-52
ETIM 9.0	EC002780
ETIM 10.0	EC002780
ECCN	NO US CLASSIFICATION

**Environmental Product Compliance**

RoHS Compliance Status	Compliant, No Exemption
------------------------	-------------------------

**Approvals / Certificates**

General approvals			Declarations of conformity and manufacturer's declarations		
Approval	Standard	Certificate Name	Approval	Standard	Certificate Name
cURus Underwriters Laboratories Inc.	UL 508	E175199 Vol.2 Sec.1	EU-Declaration of Conformity WAGO GmbH & Co. KG	-	-
EAC GZO Almaty Standart	TP TC 004/2011	EAC CoC 03084	UK-Declaration of Conformity WAGO GmbH & Co. KG	-	-

**Downloads**

**Environmental Product Compliance**

Compliance Search	
Environmental Product Compliance 289-551	↓

**Documentation**

Bid Text				Instruction Leaflet			
289-551	19.02.2019	xml 3.57 KB	↓	Operation and Assembly Instructions Interface	V 1.0.0 02.04.2025	pdf 1246.19 KB	↓
289-551	06.02.2015	doc 27.00 KB	↓				

## CAD/CAE-Data

CAD data	CAE data
2D/3D Models 289-551	EPLAN Data Portal 289-551
	WSCAD Universe 289-551
	ZUKEN Portal 289-551

## 1 Compatible Products

### 1.1 Optional Accessories

#### 1.1.1 Marking

##### 1.1.1.1 Marking strip

<p><b>Item No.: 709-196</b> Marking strips; for laser printer; translucent</p>	<p><b>Item No.: 709-177</b> Marking strips; on reel; 7.5 mm wide; not stretchable; plain; snap-on type; translucent</p>	<p><b>Item No.: 709-178</b> Marking strips; on reel; 7.5 mm wide; not stretchable; plain; snap-on type; white</p>


#### 1.1.2 Tool

##### 1.1.2.1 Operating tool


**Item No.: 210-720**  
Operating tool; Blade: 3.5 x 0.5 mm; with a partially insulated shaft; multicoloured

## Installation Notes

### Conductor termination




Conductor termination – screwdriver actuation parallel to conductor entry




Conductor termination – screwdriver actuation perpendicular to conductor entry

### Installation



Snapping a module onto DIN-rail.



Removing a module from the DIN-rail.

Subject to changes. Please also observe the further product documentation!

Current addresses can be found at: [www.wago.com](http://www.wago.com)