Data Sheet | Item Number: 859-791

Optocoupler module; Nominal input voltage: 24 VDC; Output voltage range: 3 ... 60 VDC; Limiting continuous current: 0.1 A; 2-wire connection; Railway; Red status indicator; Module width: 6 mm; gray

https://www.wago.com/859-791



Color: gray

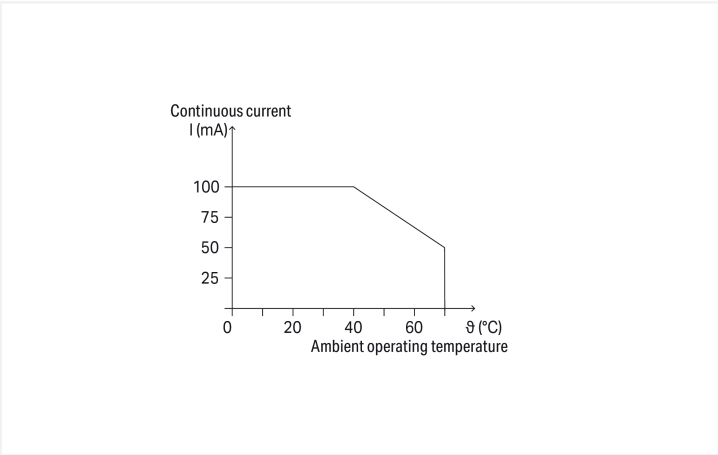

Current-carrying capacity curve

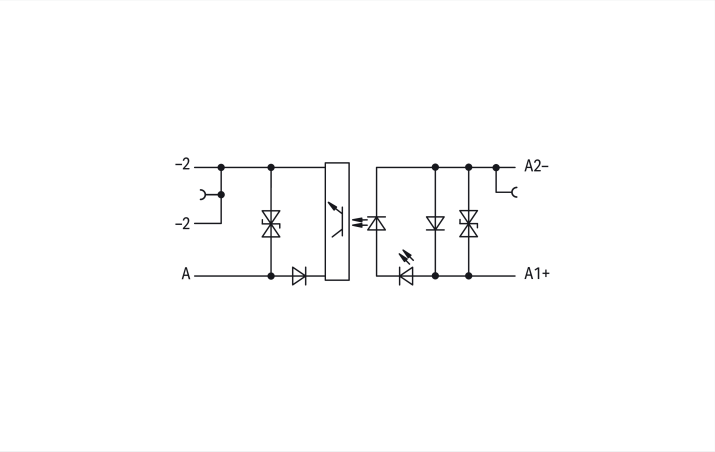

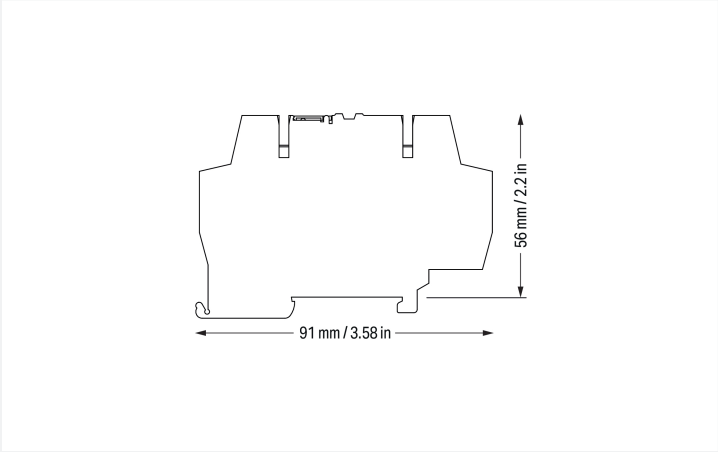

Notes

Note	Optocouplers and solid state relays are designed for use in signal processing networks that are not supplied directly by the low-voltage power supply network.

Technical data

Control circuit

Nominal input voltage U_N	24 VDC
Input voltage range	16.8 ... 30 VDC
Input voltage range (low level)	0 ... 5 VDC
Input voltage range (high level)	16 ... 30 VDC
Nominal input current at U_N	5 mA
Input current range	2 ... 7 mA

Load circuit

Circuit type	2-wire connection
Limiting continuous current	0.2 A
Nominal output voltage	24 VDC
Output voltage range	3 ... 60 VDC
Voltage drop	≤ 1.5 VDC
Leakage current at rated voltage	≤ 10 µA
Turn-on time	≤ 30 µs
Turn-off time	≤ 50 µs
Rise time (t_{10-90})	19 µs
Drop-out time (t_{90-10})	35 µs

Downloaded from Arrow.com.

Load circuit	
Switching frequency	≤ 4 kHz

Signaling	
Status indicator	Red LED

Safety and protection	
Rated Voltage	300 V
Overvoltage category	II
Pollution degree	2
Dielectric strength (control/load circuit) (AC, 1 min)	2.5 kVrms
Insulation type (control/load circuit)	Basic insulation
Insulation type (between adjacent devices of the same type)	Reinforced insulation (safe isolation)
Insulation type (to adjacent devices of different types)	Basic insulation
Protection type	IP20; in connected state or when using 859-525 end plate

Connection Data	
Connection technology	CAGE CLAMP®
Solid conductor	0.2 … 2.5 mm² / 24 … 14 AWG
Fine-stranded conductor	0.14 … 2.5 mm² / 26 … 14 AWG
Fine-stranded conductor; with insulated ferrule	0.14 … 1.5 mm² / 26 … 16 AWG
Strip length	5 … 6 mm / 0.2 … 0.24 inches

Physical data	
Width	6 mm / 0.236 inches
Height	91 mm / 3.583 inches
Depth from upper-edge of DIN-rail	56 mm / 2.205 inches

Mechanical data	
Mounting type	DIN-35 rail
Mounting position	horizontal (standing/lying); vertical

Material data	
Note (material data)	Information on material specifications can be found here
Color	gray
Insulation material (main housing)	Polyamide (PA66)
Material group	I
Flammability class per UL94	V0
Fire load	0.283 MJ
Weight	18.7 g

Environmental requirements	
Ambient temperature (operation at U_N)	-40 … +70 °C
Ambient temperature UL (operation at U_N)	-40 … +40 °C
Ambient temperature (storage)	-40 … +85 °C
Processing temperature	-25 … +50 °C
Temperature range of connection cable	≥ ($T_{ambient}$ + 20 K)
Relative humidity	5 … 95 % (no condensation permissible)
Operating altitude (max.)	2000 m

Downloaded from Arrow.com.

Standards and Specifications

Standards/specifications	EN 61010-2-201 EN 61000-6-2 EN 61000-6-3 EN 50121-3-2 UL 508 ATEX

Commercial data

Product Group	6 (INTERFACE ELECTRONIC)
PU (SPU)	10 pcs
Packaging type	Box
Country of origin	DE
GTIN	4055143606240
Customs tariff number	85365005000

Product Classification

UNSPSC	39121524
eCl@ss 10.0	27-26-15-03
eCl@ss 9.0	27-26-15-03
ETIM 9.0	EC001504
ETIM 10.0	EC001504
ECCN	NO US CLASSIFICATION

Environmental Product Compliance

CAS-No.	7439-92-1 79-94-7
REACH Candidate List Substance	2,2',6,6'-tetrabromo-4,4'-isopropylidenediphenol Lead
RoHS Compliance Status	Compliant,With Exemption
RoHS Exemption	6(c) 7(a) 7(c)-I 7(c)-II
SCIP notification number (Austria)	4837b560-d9b1-4cfe-a7d8-eb50c2dbbe34
SCIP notification number (Belgium)	ce244fe2-831d-4838-ad8f-ac1f82b13030
SCIP notification number (Bulgaria)	3c0a4c51-5401-4a31-9f5f-845915215ff4
SCIP notification number (Czech Republic)	519fe424-d619-4e4c-876c-6216fc01e344
SCIP notification number (Denmark)	29302a6b-fb9c-461b-a6a3-c9deab4c3df7
SCIP notification number (Finland)	9c130c67-4c2d-4d66-9e1d-45ba2047f2c4
SCIP notification number (France)	1e8f375b-9376-4cc1-82e4-e7b8d13e18d9
SCIP notification number (Germany)	0a7f6c62-e075-4ba1-84a3-fe45b52f5185
SCIP notification number (Hungary)	3595ed46-a2e5-45b8-8562-0ec555a5b91a
SCIP notification number (Italy)	b913dfa1-a1ee-4858-93ff-40fe1f3dc068
SCIP notification number (Netherlands)	c34396a6-197c-4331-a887-b6a5a1f554c3
SCIP notification number (Poland)	3872d5c6-c77a-4f03-a340-6b7632263fda
SCIP notification number (Romania)	3189f07e-3977-4dea-9517-3bf7517b4e35
SCIP notification number (Sweden)	ea0d85d5-4d56-4b3c-99a2-f53442e691e4

Downloaded from Arrow.com.

Approvals / Certificates

General approvals

Approval	Standard	Certificate Name
EAC GZO Almaty Standart	TP TC 020/2011	EAC CoC 03081
UL Underwriters Laboratories Inc. (ORDINARY LOCATIONS)	UL 508	E175199 Sec.4

Declarations of conformity and manufacturer's declarations

Approval	Standard	Certificate Name
EU-Declaration of Conformity WAGO GmbH & Co. KG	-	-

Approvals for hazardous areas

Approval	Standard	Certificate Name
CCC CNEX	CNCA-C23-01	2021312304000982 (Ex ec IIC T4 Gc)
UKEx WAGO GmbH & Co. KG	EN 60079-0	WAGO22UKEX007X_ec
UL Underwriters Laboratories Inc. (HAZARDOUS LOCATIONS)	ANSI/ISA 12.12.01	E198726

Downloads

Environmental Product Compliance

Compliance Search

Environmental Product Compliance 859-791

Documentation

Bid Text

859-791	19.02.2019	xml 3.86 KB	
859-791	20.02.2019	docx 15.35 KB	

Instruction Leaflet

CCC Ex (Additional information)	26.04.2023	pdf 132.68 KB	
Relay modules, Optocoupler modules	V 2.0.0 19.01.2022	pdf 2066.27 KB	

Downloaded from Arrow.com.

CAD/CAE-Data

CAD data	CAE data
2D/3D Models 859-791	EPLAN Data Portal 859-791
	WSCAD Universe 859-791
	ZUKEN Portal 859-791

1 Compatible Products

1.1 Optional Accessories

1.1.1 End plate

1.1.1.1 End plate

Item No.: 859-525
End and intermediate plate; 1 mm thick; gray

1.1.1.2 Intermediate plate

Item No.: 859-525
End and intermediate plate; 1 mm thick; gray

1.1.2 Ferrule

1.1.2.1 Ferrule

Item No.: 216-321
Ferrule; Sleeve for 0.25 mm² / AWG 24; insulated; electro-tin plated; yellow

Item No.: 216-322
Ferrule; Sleeve for 0.34 mm² / 22 AWG; insulated; electro-tin plated; light turquoise

Item No.: 216-221
Ferrule; Sleeve for 0.5 mm² / 20 AWG; insulated; electro-tin plated; white

Item No.: 216-222
Ferrule; Sleeve for 0.75 mm² / 18 AWG; insulated; electro-tin plated; gray

Item No.: 216-223
Ferrule; Sleeve for 1 mm² / AWG 18; insulated; electro-tin plated; red

Item No.: 216-224
Ferrule; Sleeve for 1.5 mm² / AWG 16; insulated; electro-tin plated; black

1.1.3 Jumper

1.1.3.1 Jumper

Item No.: 859-410/000-006
Jumper; for jumper slot; 10-way; insulated; blue

Item No.: 859-410
Jumper; for jumper slot; 10-way; insulated; light gray

Item No.: 859-410/000-005
Jumper; for jumper slot; 10-way; insulated; red

Item No.: 859-410/000-029
Jumper; for jumper slot; 10-way; insulated; yellow

Item No.: 859-402/000-006
Jumper; for jumper slot; 2-way; insulated; blue

Item No.: 859-402
Jumper; for jumper slot; 2-way; insulated; light gray

Item No.: 859-402/000-005
Jumper; for jumper slot; 2-way; insulated; red

Item No.: 859-402/000-029
Jumper; for jumper slot; 2-way; insulated; yellow

Downloaded from Arrow.com.

1.1.3.1 Jumper

Item No.: 859-403/000-006
Jumper; for jumper slot; 3-way; insulated; blue

Item No.: 859-403
Jumper; for jumper slot; 3-way; insulated; light gray

Item No.: 859-403/000-005
Jumper; for jumper slot; 3-way; insulated; red

Item No.: 859-403/000-029
Jumper; for jumper slot; 3-way; insulated; yellow

Item No.: 859-404/000-006
Jumper; for jumper slot; 4-way; insulated; blue

Item No.: 859-404
Jumper; for jumper slot; 4-way; insulated; light gray

Item No.: 859-404/000-005
Jumper; for jumper slot; 4-way; insulated; red

Item No.: 859-404/000-029
Jumper; for jumper slot; 4-way; insulated; yellow

Item No.: 859-405/000-006
Jumper; for jumper slot; 5-way; insulated; blue

Item No.: 859-405
Jumper; for jumper slot; 5-way; insulated; light gray

Item No.: 859-405/000-005
Jumper; for jumper slot; 5-way; insulated; red

Item No.: 859-405/000-029
Jumper; for jumper slot; 5-way; insulated; yellow

Item No.: 859-406/000-006
Jumper; for jumper slot; 6-way; insulated; blue

Item No.: 859-406
Jumper; for jumper slot; 6-way; insulated; light gray

Item No.: 859-406/000-005
Jumper; for jumper slot; 6-way; insulated; red

Item No.: 859-406/000-029
Jumper; for jumper slot; 6-way; insulated; yellow

Item No.: 859-407/000-006
Jumper; for jumper slot; 7-way; insulated; blue

Item No.: 859-407
Jumper; for jumper slot; 7-way; insulated; light gray

Item No.: 859-407/000-005
Jumper; for jumper slot; 7-way; insulated; red

Item No.: 859-407/000-029
Jumper; for jumper slot; 7-way; insulated; yellow

Item No.: 859-408/000-006
Jumper; for jumper slot; 8-way; insulated; blue

Item No.: 859-408
Jumper; for jumper slot; 8-way; insulated; light gray

Item No.: 859-408/000-005
Jumper; for jumper slot; 8-way; insulated; red

Item No.: 859-408/000-029
Jumper; for jumper slot; 8-way; insulated; yellow

Item No.: 859-409/000-006
Jumper; for jumper slot; 9-way; insulated; blue

Item No.: 859-409
Jumper; for jumper slot; 9-way; insulated; light gray

Item No.: 859-409/000-005
Jumper; for jumper slot; 9-way; insulated; red

Item No.: 859-409/000-029
Jumper; for jumper slot; 9-way; insulated; yellow

1.1.4 Marking

1.1.4.1 Marker

Item No.: 2009-145
Mini-WSB Inline; for Smart Printer; 1700 pieces on roll; stretchable 5 - 5.2 mm; plain; snap-on type; white

Item No.: 248-502
Mini-WSB marking card; as card; MARKED; 1 ... 10 (10x); not stretchable; Horizontal marking; snap-on type; white

Item No.: 248-503
Mini-WSB marking card; as card; MARKED; 11 ... 20 (10x); not stretchable; Horizontal marking; snap-on type; white

Item No.: 248-504
Mini-WSB marking card; as card; MARKED; 21 ... 30 (10x); not stretchable; Horizontal marking; snap-on type; white

Item No.: 248-506
Mini-WSB marking card; as card; MARKED; 41 ... 50 (10x); not stretchable; Horizontal marking; snap-on type; white

Item No.: 248-501
Mini-WSB marking card; as card; not stretchable; plain; snap-on type; white

1.1.4.2 Marking device

Item No.: 210-110
Fiber-tip pen

Downloaded from Arrow.com.

1.1.5 Test and measurement

1.1.5.1 Testing accessories

Item No.: 859-500
WAGO Test pin; 1 mm Ø; 30 V AC / 60 V DC; CAT0; 1 A; 10 mm uninsulated; Test lead for soldering up to 0,5mm²

1.1.6 Tool

1.1.6.1 Operating tool

Item No.: 210-720
Operating tool; Blade: 3.5 x 0.5 mm; with a partially insulated shaft; multicoloured

Installation Notes

Conductor termination



Conductor termination

Commoning



Easy commoning using adjacent jumpers

Marking

Marking via Mini-WSB Quick Marking System

Downloaded from Arrow.com.