

5650470-5 ✓ ACTIVE

EUROCARD | Eurocard Type R

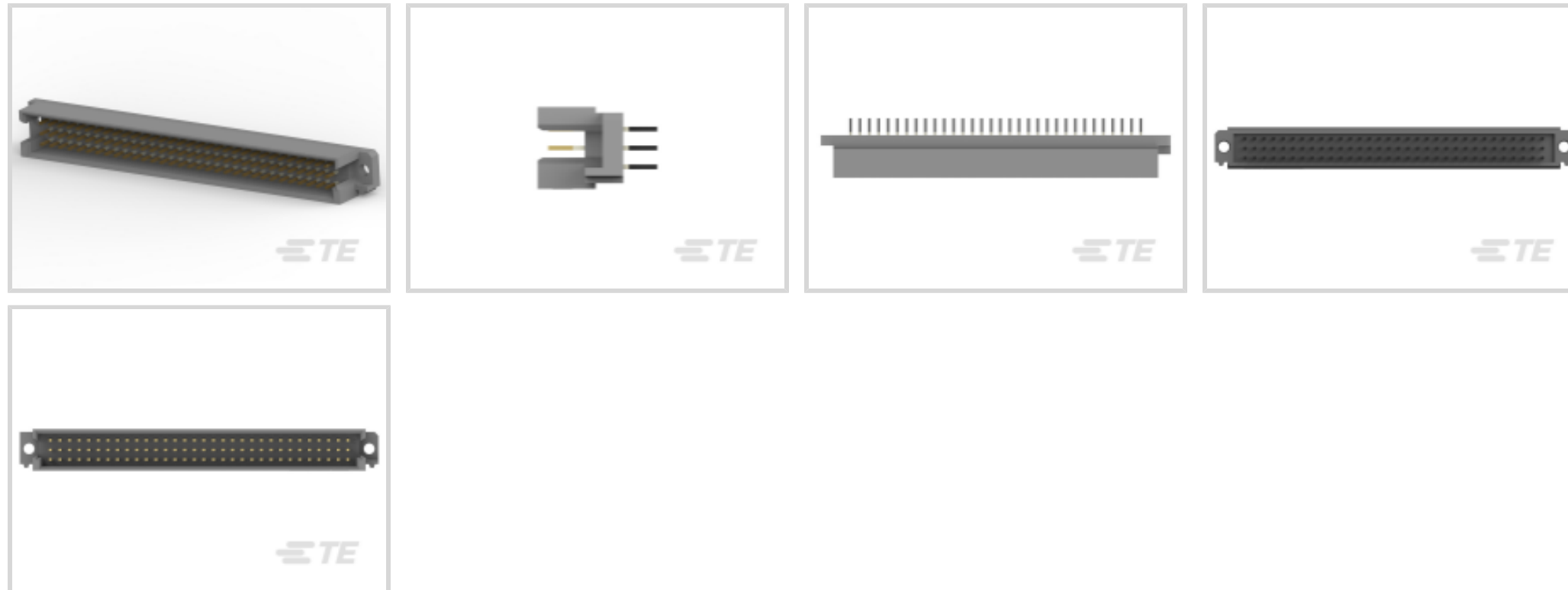
TE Internal #: 5650470-5

Plug, Board-to-Board, 96 Position, 2.54 mm [.1 in] Centerline,
Printed Circuit Board, 3 Row, Vertical, 32 Column, Eurocard Type R,
Eurocard Connectors

[View on TE.com >](#)



Connectors > PCB Connectors > Backplane Connectors > Eurocard Connectors



Connector & Housing Type: **Plug**

Connector System: **Board-to-Board**

Termination Post & Tail Length: **4.57 mm [.18 in]**

Number of Positions: **96**

Centerline (Pitch): **2.54 mm [.1 in]**

Features

Product Type Features

Connector & Housing Type	Plug
Connector System	Board-to-Board
Connector & Contact Terminates To	Printed Circuit Board
DIN Size	Half
DIN Level	II

Configuration Features

Number of Positions	96
Number of Rows	3
PCB Mount Orientation	Vertical
Number of Columns	32
Rows Loaded	A, B, C
Number of Signal Positions	96

Electrical Characteristics

Operating Voltage	250 VAC
-------------------	---------



Body Features

Primary Product Color	Gray
-----------------------	------

Contact Features

PCB Contact Termination Area Plating Material Thickness	2.54 – 5.08 μm [100 – 200 μin]
Contact Mating Area Plating Material	Gold (Au)
Contact Base Material	Copper Alloy
PCB Contact Termination Area Plating Material	Tin
Contact Type	Pin
Contact Mating Area Plating Material Thickness	.76 μm [30 μin]
Contact Current Rating (Max)	1.5 A

Termination Features

Termination Method to PCB	Through Hole - Solder
Termination Post & Tail Length	4.57 mm[.18 in]

Mechanical Attachment

Connector Mounting Type	Board Mount
Panel Mount Feature	Without
Mating Retention	Without
Mating Alignment	Without
PCB Mount Alignment	Without
PCB Mount Retention	Without

Housing Features

Housing Material	Glass-Filled Polymer
Centerline (Pitch)	2.54 mm[.1 in]

Dimensions

PCB Thickness (Recommended)	1.57 mm[.062 in]
Connector Height	11.4 mm[.45 in]
Row-to-Row Spacing	2.54 mm[.1 in]

Usage Conditions

Operating Temperature Range	-55 – 105 $^{\circ}\text{C}$ [-67 – 221 $^{\circ}\text{F}$]
-----------------------------	--

Operation/Application

Circuit Application	Signal
---------------------	--------



Industry Standards

UL Flammability Rating	UL 94V-0
------------------------	----------

Packaging Features

Packaging Method	Box
------------------	-----

Product Compliance

[For compliance documentation, visit the product page on TE.com>](#)

EU RoHS Directive 2011/65/EU	Compliant
EU ELV Directive 2000/53/EC	Compliant
China RoHS 2 Directive MIIT Order No 32, 2016	有害物质含量符合标准要求 No Restricted Substance(s) Above Threshold
EU REACH Regulation (EC) No. 1907/2006	Current ECHA Candidate List: JUNE 2025 (250) Candidate List Declared Against: JUNE 2025 (250) Does not contain REACH SVHC
Halogen Content	Not Low Halogen - contains Br or Cl > 900 ppm.
Solder Process Capability	Wave solder capable to 265°C

Product Compliance Disclaimer

This information is provided based on reasonable inquiry of our suppliers and represents our current actual knowledge based on the information they provided. This information is subject to change. The part numbers that TE has identified as EU RoHS compliant have a maximum concentration of 0.1% by weight in homogenous materials for lead, hexavalent chromium, mercury, PBB, PBDE, DBP, BBP, DEHP, DIBP, and 0.01% for cadmium, or qualify for an exemption to these limits as defined in the Annexes of Directive 2011/65/EU (RoHS2). Finished electrical and electronic equipment products will be CE marked as required by Directive 2011/65/EU. Components may not be CE marked. Additionally, the part numbers that TE has identified as EU ELV compliant have a maximum concentration of 0.1% by weight in homogenous materials for lead, hexavalent chromium, and mercury, and 0.01% for cadmium, or qualify for an exemption to these limits as defined in the Annexes of Directive 2000/53/EC (ELV). Regarding the REACH Regulation, the information TE provides on SVHC in articles for this part number is based on the latest European Chemicals Agency (ECHA) 'Guidance on requirements for substances in articles' posted at this URL: <https://echa.europa.eu/guidance-documents/guidance-on-reach>

Compatible Parts



TE Part # 1-536437-1
096 EURO TYPE C PIN MFBL ASSY




TE Part # 1-536437-9
096 EURO TYPE C PIN MFBL ASSY



TE Part # 5536744-1
ASSY,PIN,EURO,TYPE R,LEAD-FREE, A&C,64/96



TE Part # 536412-4
096 EURO TYPE C RECEPT BL ASSY




TE Part # 536366-6
096 EURO TYPE C PIN MFBL ASSY




TE Part # 166873-2
96P.MT.CONN.KIT ASS




TE Part # 536418-5
096 EURO TYPE C RECEPT BL ASSY



TE Part # 536366-1
096 EURO TYPE C PIN MFBL ASSY




TE Part # 650895-4
096 EURO TYPE R RECEPT BL ASSY




TE Part # 1-148057-5
096 EURO TYP C RECP 13MM ASSY



TE Part # 5536475-1
ASSY,PIN,EUROCARD,TYPE C,LEAD-FREE,96 PO



TE Part # 1-148059-5
096 EURO TYP C RECP 17MM ASSY




TE Part # 5650473-5
ASSY,PIN,EUROCARD,TYPE C,LEAD-FREE,96,18



TE Part # 5536412-4
ASSY,RECEPT,EURO,TYPE C,LEAD-FREE,96,.18




TE Part # 5650895-4
ASSY,RECEPT,EUROCARD,TYPE R,LE



TE Part # 5650461-4
ASSY,RECEPTACLE,EUROCARD,TYPE



TE Part # 536437-4
096 EURO TYPE C PIN MFBL ASSY



TE Part # 1-536437-5
096 EURO TYPE C PIN MFBL ASSY




TE Part # 650913-5
096 EURO TYPE C PIN BL ASSY




TE Part # 650947-5
096 EURO TYPE C PIN ST ASSY

Also in the Series | Eurocard Type R



Eurocard Connectors(78)



Standard Edge Connectors(1)

Customers Also Bought



TE Part #1-148057-5
096 EURO TYP C RECP 13MM ASSY



TE Part #535074-1
EURO SHROUD 96 POS



TE Part #650889-5
096 EURO TYPE R PIN AP ASSY



TE Part #1-1462039-8
IM06DGR=IM RELAY 140mW 12V



TE Part #1825006-8
GDS04STR04=DIP SW,SLIDE,SMT,TR




TE Part #1-2176092-4
RP 2A 0.25W 909R 0.1% 25PPM 1K RL



TE Part #7-2176365-2
RQ 0603 221R 0.1% 10PPM 1K RL



TE Part #2466267-1
BNC JACK RA PCB MNT TIN 2 GHZ
50 OHM



TE Part #5650963-4
ASSY,RECEPTACLE,EUROCARD,TYPE



TE Part #5787686-1
37 PLUG SP/FMS (RET SL)

Documents

Product Drawings

[ASSY,PIN,EUROCARD,TYPE R,LEAD-](#)

English

CAD Files

[3D PDF](#)

English

Customer View Model

[ENG_CVM_5650470-5_O.2d_dxf.zip](#)

English

Customer View Model

[ENG_CVM_5650470-5_O.3d_igs.zip](#)

English

Customer View Model

[ENG_CVM_5650470-5_O.3d_stp.zip](#)

English

By downloading the CAD file I accept and agree to the [Terms and Conditions](#) of use.

Product Specifications



Application Specification

English