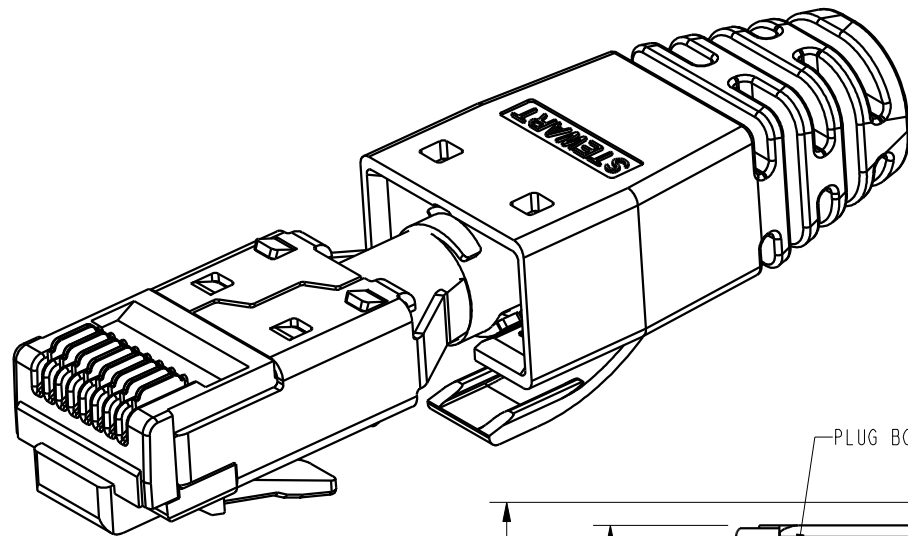
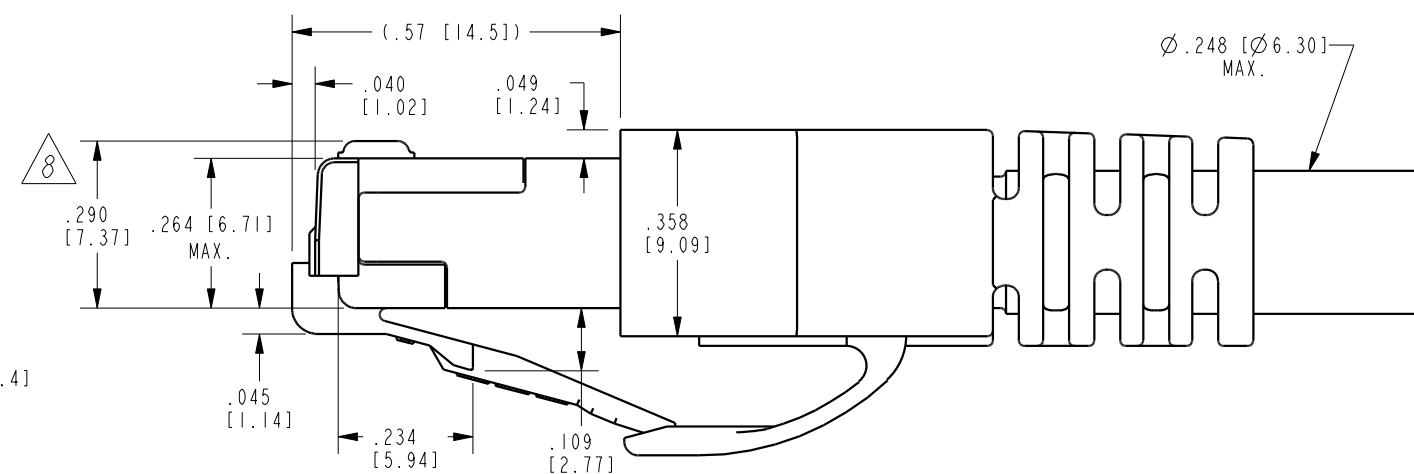
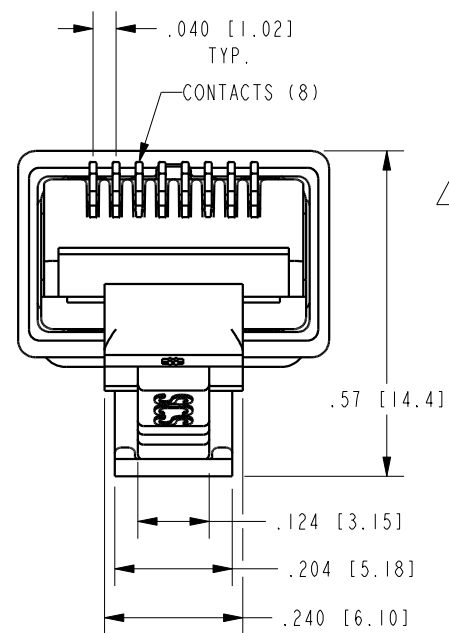
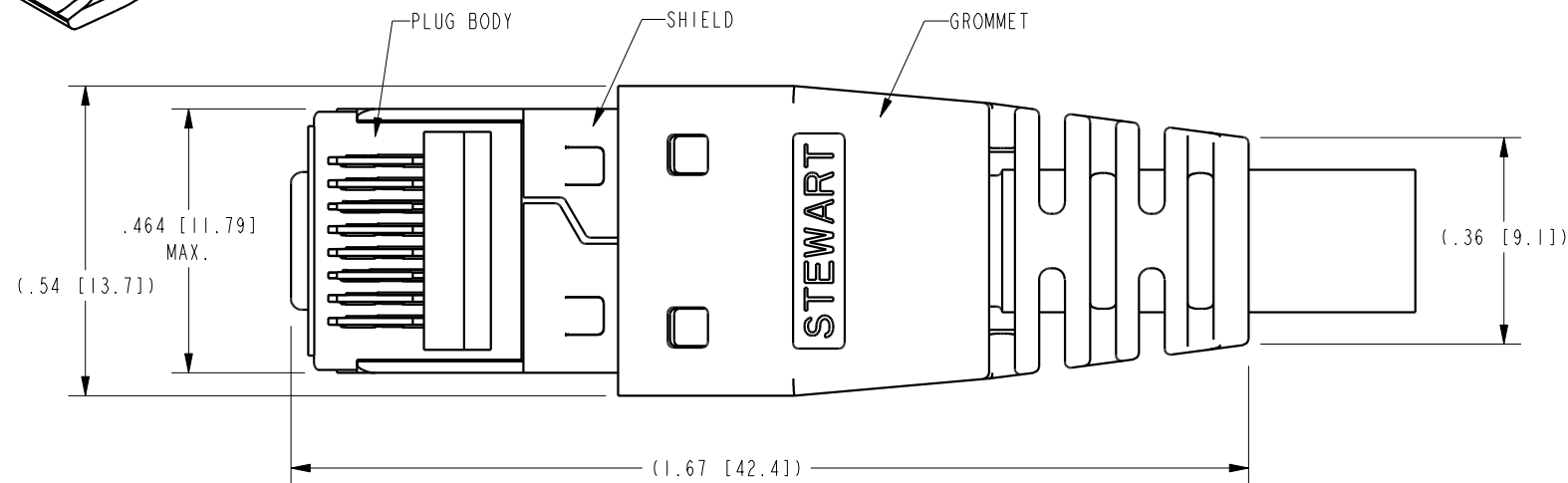


DATE	REV.	ECN	APP'D BY
2-17-15	B7	10258	ADB
2-19-16	B8	10554	TRM



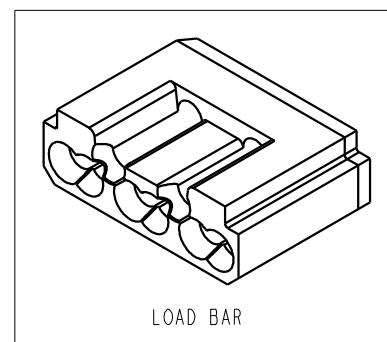
ISO VIEW



NOTES:

- PLUG KIT CONSISTS OF:  
PRE-INSERTED PLUG BODY WITH SHIELD  
LOAD BAR  
GROMMET
- MATERIALS:  
PLUG BODY: CLEAR POLYCARBONATE, UL 94-V0  
LOAD BAR: BLACK POLYCARBONATE, UL 94-V0  
GROMMET: BLACK POLYCARBONATE, UL 94-V0  
CONTACTS: COPPER ALLOY, SELECTIVE GOLD PLATING  
SHIELD: COPPER ALLOY, NICKEL PLATE
- FOR PRODUCT SPECIFICATION SEE PR026-01.
- CONTACTS TERMINATE SOLID OR STRANDED CONDUCTORS BETWEEN .037 [0.94] TO .042 [1.07] OUTSIDE DIAMETER OF INSULATION.
- CRIMP IS FOR CABLES WITH OUTSIDE NOMINAL DIAMETERS OF .232 [5.90] TO .248 [6.30].
- PRODUCT DESIGNED FOR CATEGORY 6 APPLICATIONS.
- DIMENSIONS AND TOLERANCES COMPLY WITH TIA-1096 STANDARD.
- 8 TERMINATED PLUG HEIGHT: .237 [6.02] ±.005 [0.13].

BAG OF 25	50 MICRO-INCHES [1.27um]	SS-39200-014
BULK	50 MICRO-INCHES [1.27um]	SS-39200-011
PACKAGE	CONTACT PLATING IN MATING AREA	PART NUMBER

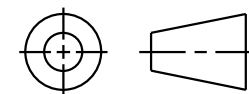


LOAD BAR

RoHS



THIRD ANGLE PROJECTION



11118 Susquehanna Trail South  
Glen Rock, PA 17327-9199  
(717) 235-7512  
<http://www.stewartconnector.com>

DO NOT SCALE DRAWING

DRAWING IS SUBJECT TO CHANGE WITHOUT NOTICE

DIMENSIONS: INCHES [METRIC]

UNLESS OTHERWISE SPECIFIED TOLERANCES ARE ±.005 [0.13] ANGLES ARE ±1°

SHEET NO. 1 OF 1

8 CONDUCTOR, 8 POSITION SHIELDED CAT6/6A PLUG WITH LOAD BAR, CRIMP STYLE AND GROMMET

THIS DRAWING AND THE SUBJECT MATTER SHOWN THEREON ARE CONFIDENTIAL AND THE PROPRIETARY PROPERTY OF STEWART CONNECTOR AND SHALL NOT BE REPRODUCED, COPIED, OR USED IN ANY MANNER WITHOUT PRIOR WRITTEN CONSENT OF STEWART CONNECTOR. ONE OR MORE U.S. PATENTS MAY APPLY TO THIS PRODUCT. FOR DETAILS, PLEASE VISIT: [HTTP://BELFUSE.COM/STEWART/STEWART\\_PATENTS/](http://BELFUSE.COM/STEWART/STEWART_PATENTS/)

DRN BY:	TRM	DATE	1-20-05
APPD BY:	DHG	DATE	1-21-05
DWG. NO.	CT390037	REV.	B8