

QTLP611CEB Low V_F Blue Surface Mount LED Lamp, Compact Right Angle

Features

- Miniature footprint – 2.1(L) X 1.0(W) X 0.6(H) mm
- Wide viewing angle of 130°
- Water clear optics
- Available in 0.315" (8mm) width tape on 7" (178mm) diameter reel; 2,000 units per reel

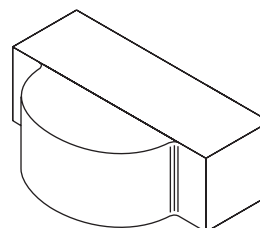
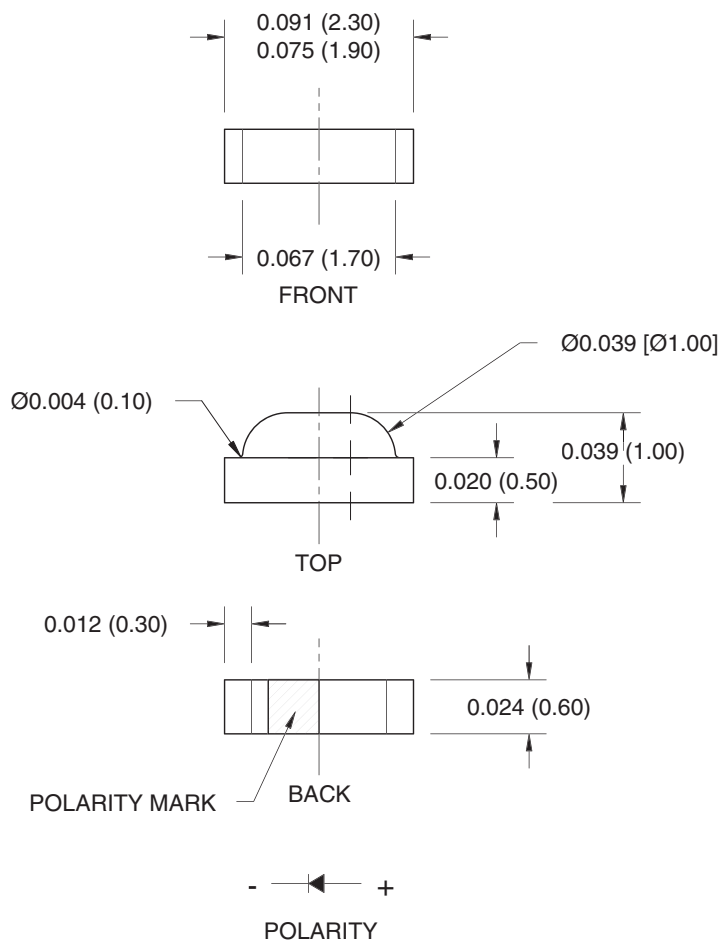
Description

This compact right angle surface mount chip LED emits light in the lateral direction. Miniature size and wide viewing angle make this LED an ideal choice for edge-lighting LCD displays. This device utilizes an InGaN/ Sapphire blue LED.

Applications

- LCD edge-lighting
- Edge card lighting

Package Dimensions



Note:

Dimensions for all drawings are in inches (mm).

Absolute Maximum Ratings ($T_A = 25^{\circ}\text{C}$ Unless otherwise specified)

Parameter	Symbol	Rating	Unit
Operating Temperature	T_{OPR}	-40 to +85	$^{\circ}\text{C}$
Storage Temperature	T_{STG}	-40 to +90	$^{\circ}\text{C}$
Lead Soldering Time	T_{SOL}	260 for 5 sec	$^{\circ}\text{C}$
Continuous Forward Current	I_F	30	mA
Peak Forward Current ($f = 1.0 \text{ KHz}$, Duty Factor = 1/10)	I_{FM}	100	mA
Reverse Voltage	V_R	5	V
Power Dissipation	P_D	80	mW

Electrical/Optical Characteristics ($T_A = 25^{\circ}\text{C}$)

Part Number	QTLP611CEB	Condition
Luminous Intensity (mcd)		
Bin I2	8 – 16	$I_F = 5\text{mA}$
Bin I3	13 – 26	
Forward Voltage (V)		
Bin V1	2.75 – 2.95	$I_F = 5\text{mA}$
Bin V2	2.95 – 3.15	
Dominant Wavelength (nm)		
Bin W2	470 – 475	$I_F = 5\text{mA}$
Bin W3	475 – 480	
Spectral Line Half Width (nm)	35	$I_F = 5\text{mA}$
Viewing Angle ($^{\circ}$)	130	$I_F = 5\text{mA}$

Typical Performance Curves

Fig. 1 Forward Current vs. Forward Voltage

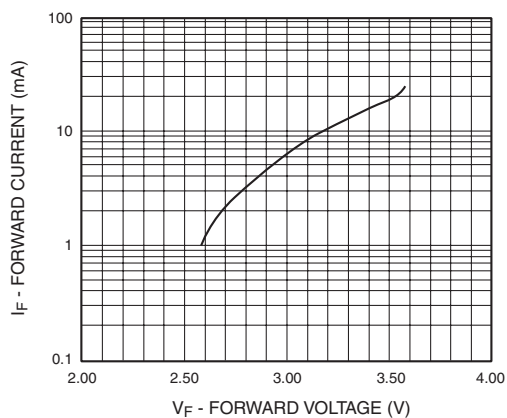


Fig. 2 Relative Luminous Intensity vs. DC Forward Current

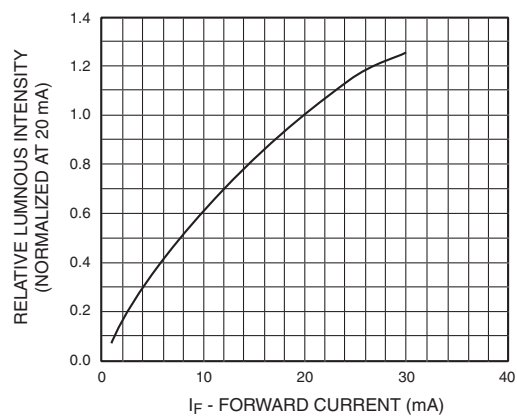


Fig. 3 Relative Intensity vs. Peak Wavelength

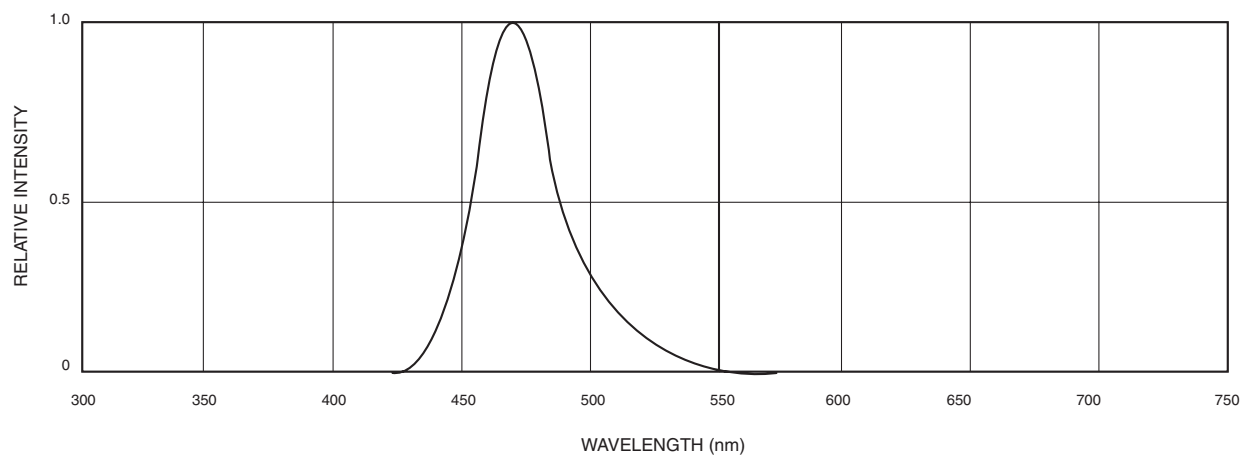


Fig.4 Radiation Diagram

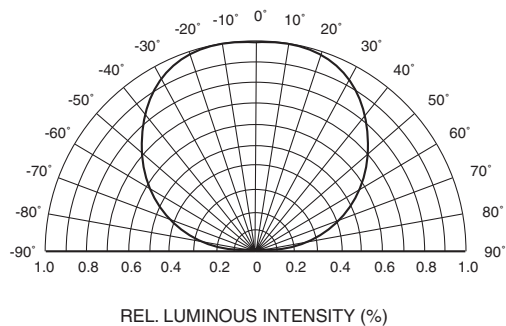
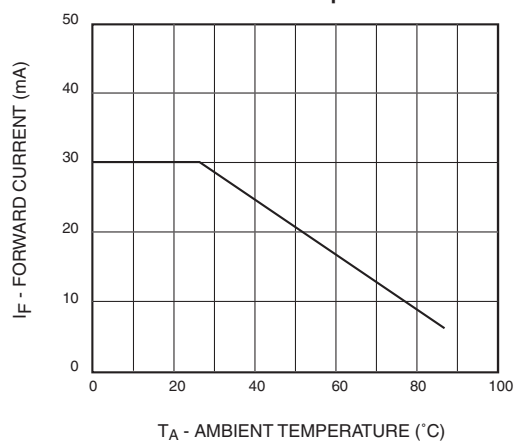
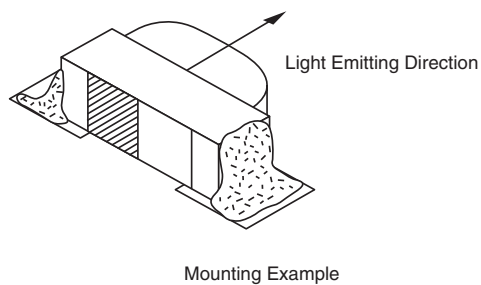
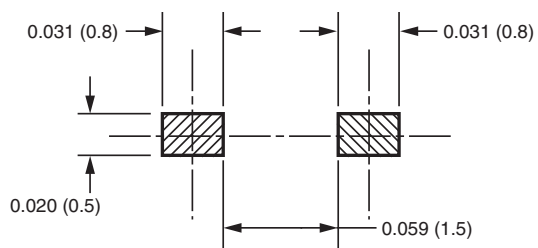


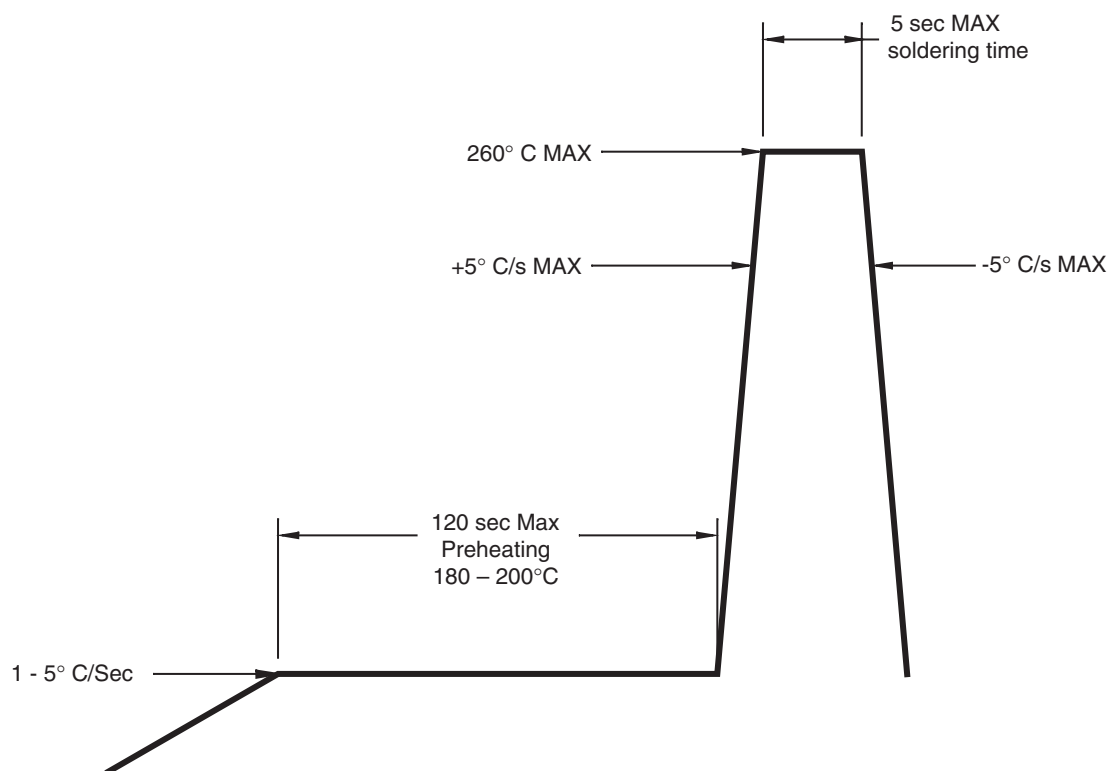
Fig.5 Maximum Forward Current vs. Ambient Temperature



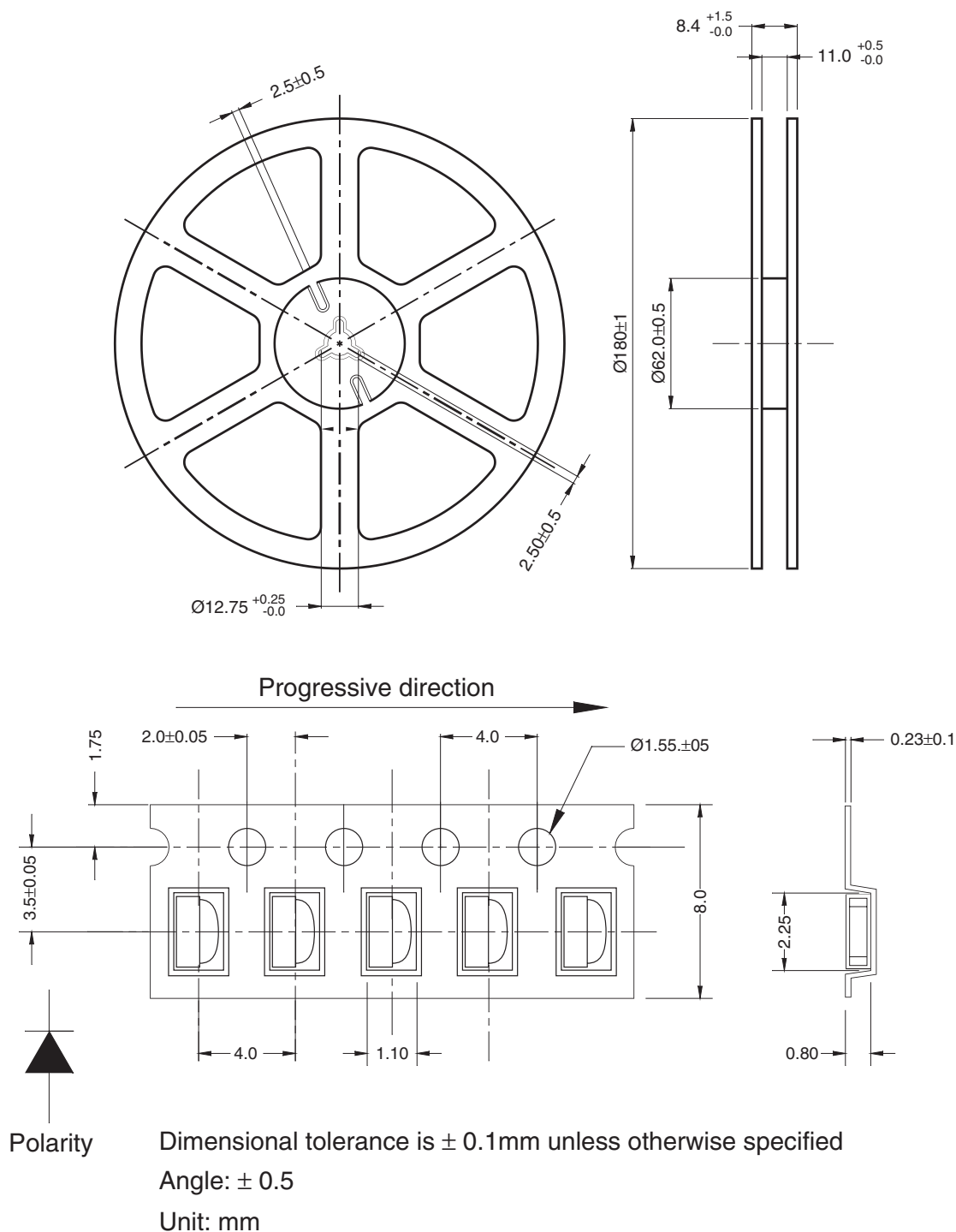
Recommended Printed Circuit Board Pattern



Recommended IR Reflow Soldering Profile



TAPE AND REEL DIMENSIONS



TRADEMARKS

The following are registered and unregistered trademarks Fairchild Semiconductor owns or is authorized to use and is not intended to be an exhaustive list of all such trademarks.

ACE [™]	FAST [®]	ISOPLANAR [™]	PowerSaver [™]	SuperSOT [™] -6
ActiveArray [™]	FAST [™]	LittleFET [™]	PowerTrench [®]	SuperSOT [™] -8
Bottomless [™]	FPST [™]	MICROCOUPLER [™]	QFET [®]	SyncFET [™]
Build it Now [™]	FRFET [™]	MicroFET [™]	QS [™]	TinyLogic [®]
CoolFET [™]	GlobalOptoisolator [™]	MicroPak [™]	QT Optoelectronics [™]	TINYOPTO [™]
CROSSVOLT [™]	GTO [™]	MICROWIRE [™]	Quiet Series [™]	TruTranslation [™]
DOVE [™]	HiSeC [™]	MSX [™]	RapidConfigure [™]	UHC [™]
EcoSPARK [™]	I ² C [™]	MSXPro [™]	RapidConnect [™]	UltraFET [®]
E ² CMOS [™]	i-Lo [™]	OCX [™]	μSerDes [™]	UniFET [™]
EnSigna [™]	ImpliedDisconnect [™]	OCXPro [™]	ScalarPump [™]	VCX [™]
FACT [™]	IntelliMAX [™]	OPTOLOGIC [®]	SILENT SWITCHER [®]	Wire [™]
FACT Quiet Series [™]		OPTOPLANAR [™]	SMART START [™]	
Across the board. Around the world. [™]		PACMAN [™]	SPM [™]	
The Power Franchise [®]		POP [™]	Stealth [™]	
Programmable Active Droop [™]		Power247 [™]	SuperFET [™]	
		PowerEdge [™]	SuperSOT [™] -3	

DISCLAIMER

FAIRCHILD SEMICONDUCTOR RESERVES THE RIGHT TO MAKE CHANGES WITHOUT FURTHER NOTICE TO ANY PRODUCTS HEREIN TO IMPROVE RELIABILITY, FUNCTION OR DESIGN. FAIRCHILD DOES NOT ASSUME ANY LIABILITY ARISING OUT OF THE APPLICATION OR USE OF ANY PRODUCT OR CIRCUIT DESCRIBED HEREIN; NEITHER DOES IT CONVEY ANY LICENSE UNDER ITS PATENT RIGHTS, NOR THE RIGHTS OF OTHERS.

LIFE SUPPORT POLICY

FAIRCHILD'S PRODUCTS ARE NOT AUTHORIZED FOR USE AS CRITICAL COMPONENTS IN LIFE SUPPORT DEVICES OR SYSTEMS WITHOUT THE EXPRESS WRITTEN APPROVAL OF FAIRCHILD SEMICONDUCTOR CORPORATION. As used herein:

1. Life support devices or systems are devices or systems which, (a) are intended for surgical implant into the body, or (b) support or sustain life, or (c) whose failure to perform when properly used in accordance with instructions for use provided in the labeling, can be reasonably expected to result in significant injury to the user.
2. A critical component is any component of a life support device or system whose failure to perform can be reasonably expected to cause the failure of the life support device or system, or to affect its safety or effectiveness.

PRODUCT STATUS DEFINITIONS

Definition of Terms

Datasheet Identification	Product Status	Definition
Advance Information	Formative or In Design	This datasheet contains the design specifications for product development. Specifications may change in any manner without notice.
Preliminary	First Production	This datasheet contains preliminary data, and supplementary data will be published at a later date. Fairchild Semiconductor reserves the right to make changes at any time without notice in order to improve design.
No Identification Needed	Full Production	This datasheet contains final specifications. Fairchild Semiconductor reserves the right to make changes at any time without notice in order to improve design.
Obsolete	Not In Production	This datasheet contains specifications on a product that has been discontinued by Fairchild semiconductor. The datasheet is printed for reference information only.

Rev. 117