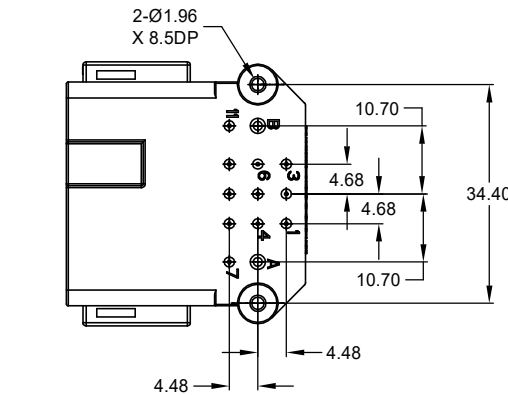
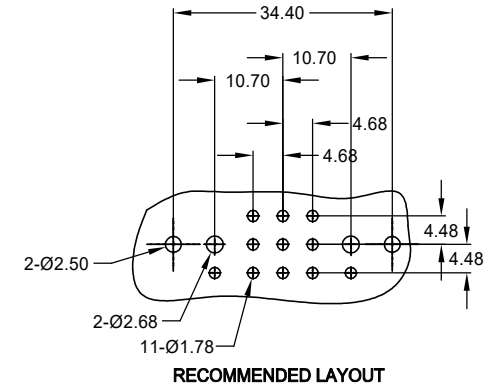
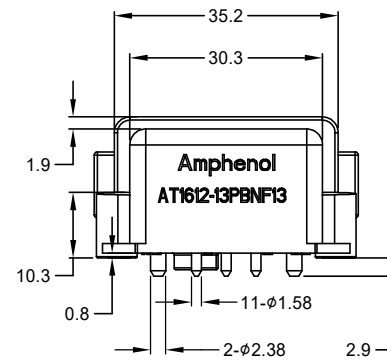
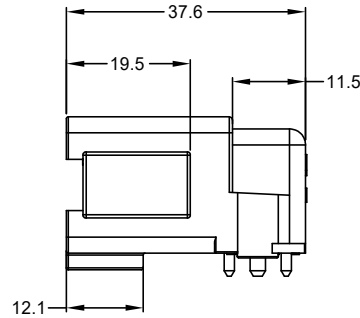
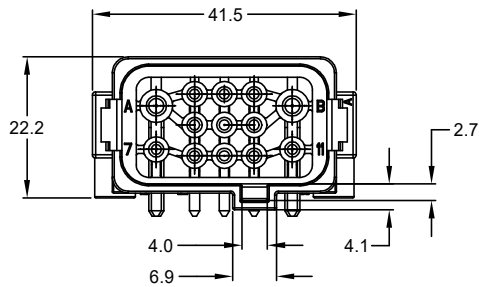
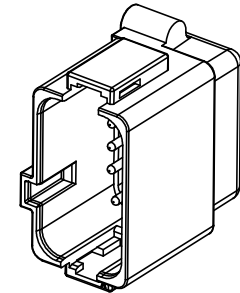
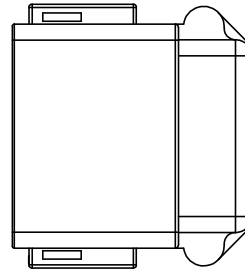
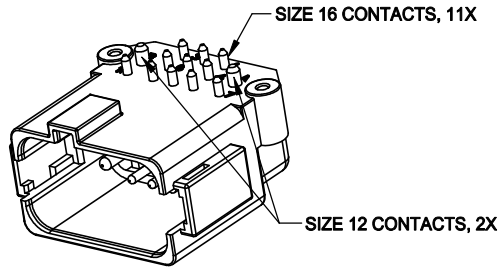


REVISIONS					
REV	ECO	DESCRIPTION	DATE	BY	APPR
A	-	RELEASE NEW DRAWING FORMAT	8-Dec-14	JARRY	TOMMY
B	-	UPDATE STRUCTURE	29-MAY-15	JARRY	TOMMY
C	-	1.ADD DESCRIPTION FOR THE #12,16# CONTACTS. 2.ADD THE VOLTAGE RATING.	30-OCT-23	KELIN	TOMMY



NOTES: UNLESS OTHERWISE SPECIFIED

- MATERIAL:**
HOUSING: THERMOPLASTIC; COLOR: BLACK
CONTACT: COPPER ALLOY
- MODIFICATIONS:** PCB SOLDER
- SPECIFICATIONS:**
 - CURRENT RATING: ELEVEN SIZE 16,13 AMPS;TWO SIZE 12, 25 AMPS
 - OPERATING TEMPERATURE: -55°C TO +125°C
 - VOLTAGE RATING: 250 V AC/DC.
 - DIELECTRIC WITHSTANDING VOLTAGE: LESS THAN 2 MILLIAMPS CURRENT LEAKAGE @ 1500 VOLTS AC.
 - INSULATION RESISTANCE: 1000 MEGOHMS MIN @ 25°C.
 - MOISTURE RESISTANCE: IP67 (MATED CONDITION)
 - MATING CYCLE DURABILITY: 100 CYCLES
 - RoHS COMPLIANT
- MATING PART:** AT1612-13SB PLUG
- ALL DIMENSIONS ARE FOR REFERENCE USE ONLY.**

AT1612-13PBNF13		DESCRIPTION		ITEM
QUANTITY	PART NUMBER	MATERIALS LIST		
UNLESS OTHERWISE SPECIFIED				
1) All dimensions are in metric(mm).				
2) Tolerances are as follows:				
1 PL DEC ±0.30 Fractions ±1/64				
2 PL DEC ±0.15 Angle ±1°				
3 PL DEC ±0.08				
3) Note reference =				
MATERIAL SPECIFICATIONS:		SIGNATURES DATE		
PROCESS SPECIFICATIONS:		DRAWN: KELIN 27-OCT-23		
NEXT ASSY:		CHECKED: ORION 30-OCT-23		
		ENGINEER:		
		APPROVAL: TOMMY 30-OCT-23		
		CUSTOMER:		
		THIS DRAWING IS SUPPLIED FOR INFORMATION ONLY. DESIGN FEATURES, SPECIFICATIONS AND PERFORMANCE DATA SHOWN HEREON ARE THE PROPERTY OF THE AMPHENOL CORPORATION. NO RIGHTS OF REPRODUCTION ARE IMPLIED. ALL DIMENSIONS ARE SUBJECT TO NORMAL MANUFACTURING VARIATIONS.		
		<p style="text-align: center;">Amphenol</p> <p style="text-align: center;">Sine Systems - www.amphenol-sine.com 44724 Morley Drive Clinton Township, MI 48036</p>		
		RECEPTACLE, 13 PIN, AT SERIES, 90 DEGRE, B KEY		
SIZE	TYPE	DWG NO:	REVISION	
B	C-	AT1612-13PBNF13	C	
SCALE:	NONE			SHEET 1 OF 1

TITLE: RECEPTACLE, 13 PIN, AT SERIES, 90 DEGREE, B KEY
DWG NO: AT1612-13PBNF13
REV: C
SH: 1
OF: 1