

5-1971800-2 ✓ ACTIVE

GRACE INERTIA | GRACE INERTIA 2.5

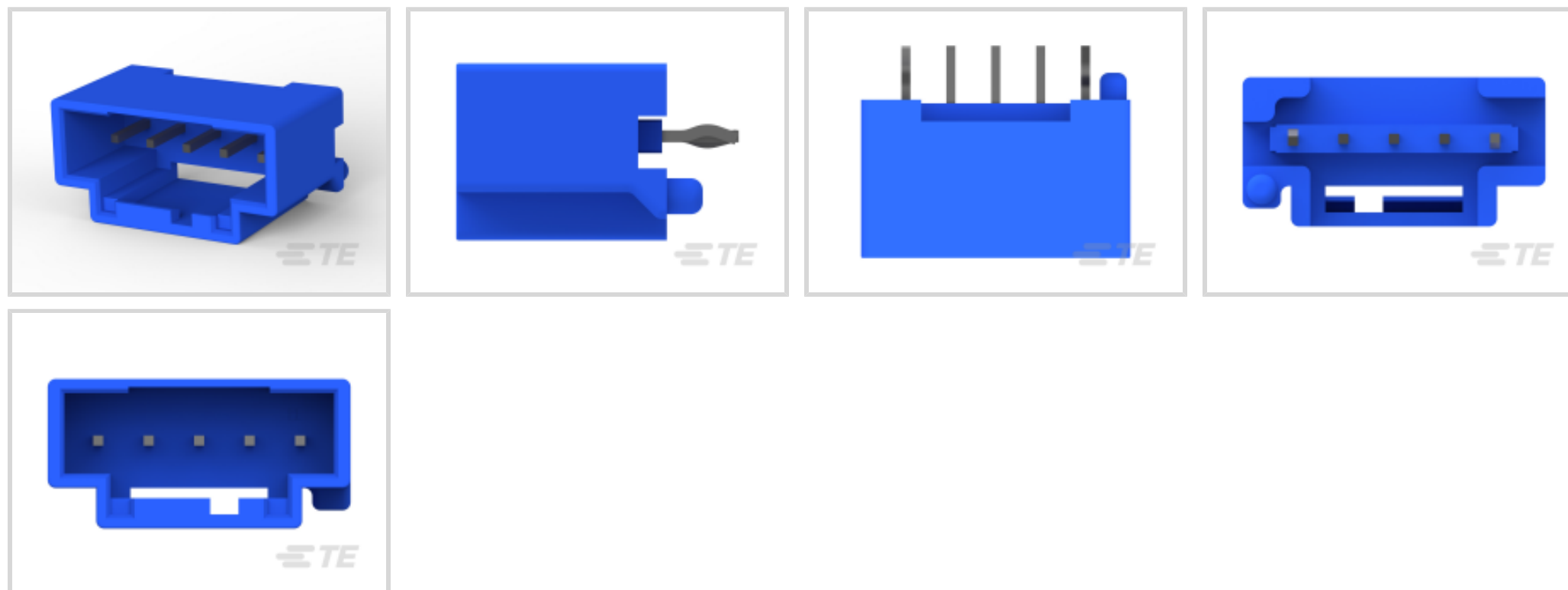
TE Internal #: 5-1971800-2

PCB Mount Header, Vertical, Wire-to-Board, 5 Position, 2.5 mm [.098 in] Centerline, Fully Shrouded, Tin (Sn), Through Hole - Solder, GRACE INERTIA 2.5

[View on TE.com >](#)



Connectors > PCB Connectors > PCB Headers & Receptacles > Glow Wire Sig GRACE INERTIA Header



PCB Connector Type: PCB Mount Header

PCB Mount Orientation: Vertical

Connector System: Wire-to-Board

Number of Positions: 5

Centerline (Pitch): 2.5 mm [.098 in]

[All Glow Wire Sig GRACE INERTIA Header \(39\)](#)

## Features

### Product Type Features

PCB Connector Type	PCB Mount Header
Connector System	Wire-to-Board
Header Type	Fully Shrouded
Sealable	No
Connector & Contact Terminates To	Printed Circuit Board
Connector Product Type	Connector Assembly

### Configuration Features

PCB Mount Orientation	Vertical
Number of Positions	5
Number of Rows	1

### Electrical Characteristics

Operating Voltage	50 VDC
-------------------	--------



### Body Features

Connector & Keying Code	B
Primary Product Color	Blue

### Contact Features

Contact Underplating Material	Nickel
Contact Underplating Material Thickness	1.27 $\mu\text{m}$ [50 $\mu\text{in}$ ]
PCB Contact Termination Area Plating Material Finish	Matte
Mating Square Post Dimension	.5 mm[.02 in]
Mating Tab Width	.5 mm[.02 in]
PCB Contact Termination Area Plating Material Thickness	1 $\mu\text{m}$ [39.37 $\mu\text{in}$ ]
Contact Shape & Form	Square
Contact Layout	Inline
Contact Base Material	Brass
PCB Contact Termination Area Plating Material	Tin
Contact Mating Area Plating Material	Tin (Sn)
Contact Mating Area Plating Material Finish	Matte
Contact Mating Area Plating Material Thickness	1 $\mu\text{m}$ [39.37 $\mu\text{in}$ ]
Contact Type	Tab
Contact Current Rating (Max)	3 A

### Termination Features

Rectangular Termination Post & Tail Width	.46 mm[.018 in]
Rectangular Termination Post & Tail Thickness	.46 mm[.018 in]
Termination Post & Tail Length	3 mm[.118 in]
Termination Method to PCB	Through Hole - Solder

### Mechanical Attachment

Mating Retention Type	Latch
Mating Alignment Type	Keyed
PCB Mount Retention Type	Kinked Legs
PCB Mount Alignment Type	Locating Posts
PCB Mount Alignment	With
Mating Retention	With
PCB Mount Retention	With
Connector Mounting Type	Board Mount



Mating Alignment	With
------------------	------

### Housing Features

Centerline (Pitch)	2.5 mm [.098 in]
--------------------	------------------

Housing Material	Nylon
------------------	-------

### Dimensions

Connector Width	7.38 mm [.29 in]
-----------------	------------------

PCB Thickness (Recommended)	1.6 mm [.063 in]
-----------------------------	------------------

Connector Height	8.8 mm [.34 in]
------------------	-----------------

Connector Length	15 mm [.59 in]
------------------	----------------

### Usage Conditions

Operating Temperature Range	-30 – 105 °C [-22 – 221 °F]
-----------------------------	-----------------------------

### Operation/Application

Circuit Application	Signal
---------------------	--------

### Industry Standards

Compatible With Agency/Standards Products	UL
-------------------------------------------	----

Compatible With Approved Standards Products	UL E28476
---------------------------------------------	-----------

Glow Wire Rating	Glow Wire
------------------	-----------

UL Flammability Rating	UL 94V-0
------------------------	----------

### Packaging Features

Packaging Quantity	900
--------------------	-----

Packaging Method	Bag, Box
------------------	----------

### Product Compliance

[For compliance documentation, visit the product page on TE.com>](#)

EU RoHS Directive 2011/65/EU	Compliant
------------------------------	-----------

EU ELV Directive 2000/53/EC	Compliant
-----------------------------	-----------

China RoHS 2 Directive MIIT Order No 32, 2016	有害物质含量符合标准要求 No Restricted Substance(s) Above Threshold
-----------------------------------------------	---------------------------------------------------------

EU REACH Regulation (EC) No. 1907/2006	Current ECHA Candidate List: JUNE 2025 (250) Candidate List Declared Against: JUNE 2025 (250) Does not contain REACH SVHC
----------------------------------------	---------------------------------------------------------------------------------------------------------------------------------

Halogen Content	Not Low Halogen - contains Br or Cl > 900
-----------------	-------------------------------------------

ppm.

Solder Process Capability

Not reviewed for solder process capability

Product Compliance Disclaimer

This information is provided based on reasonable inquiry of our suppliers and represents our current actual knowledge based on the information they provided. This information is subject to change. The part numbers that TE has identified as EU RoHS compliant have a maximum concentration of 0.1% by weight in homogenous materials for lead, hexavalent chromium, mercury, PBB, PBDE, DBP, BBP, DEHP, DIBP, and 0.01% for cadmium, or qualify for an exemption to these limits as defined in the Annexes of Directive 2011/65/EU (RoHS2). Finished electrical and electronic equipment products will be CE marked as required by Directive 2011/65/EU. Components may not be CE marked. Additionally, the part numbers that TE has identified as EU ELV compliant have a maximum concentration of 0.1% by weight in homogenous materials for lead, hexavalent chromium, and mercury, and 0.01% for cadmium, or qualify for an exemption to these limits as defined in the Annexes of Directive 2000/53/EC (ELV). Regarding the REACH Regulation, the information TE provides on SVHC in articles for this part number is based on the latest European Chemicals Agency (ECHA) 'Guidance on requirements for substances in articles' posted at this URL: <https://echa.europa.eu/guidance-documents/guidance-on-reach>

### Compatible Parts



TE Part # CAT-G7534A-H342A  
Glow Wire Sig GRACE INERTIA Header



TE Part # 5-1971798-5  
NEW GI CONN2.5 HDR ASMBLY 5P  
BLK D1.0


### Also in the Series | GRACE INERTIA 2.5



Connector Contacts(6)



Connector Hardware(7)



Power Contacts(2)




Rectangular Connector Housings(96)



Rectangular Power Connectors(44)



Standard Rectangular Connectors(96)



Wire-to-Board Connector Assemblies  
& Housings(36)

### Customers Also Bought



## Documents

### Product Drawings

[NEW GI CONN2.5 HDR ASMBLY 5P BLU D1.5](#)

English

[NEW GI CONN2.5 HDR ASMBLY 5P BLU D1.5](#)

English

### CAD Files

[3D PDF](#)

3D

Customer View Model

[ENG\\_CVM\\_CVM\\_5-1971800-2\\_E\\_c-5-1971800-2-e.2d\\_dxf.zip](#)

English

Customer View Model

[ENG\\_CVM\\_CVM\\_5-1971800-2\\_E\\_c-5-1971800-2-e.3d\\_igs.zip](#)

English

Customer View Model

[ENG\\_CVM\\_CVM\\_5-1971800-2\\_E\\_c-5-1971800-2-e.3d\\_stp.zip](#)

English

By downloading the CAD file I accept and agree to the [Terms and Conditions](#) of use.

### Datasheets & Catalog Pages

[7-1773465-8-GI2.5-ChineseFlyer](#)

[1-1773883-5 GRACE INERTIA connector quick reference guide](#)

English

[5-1773465-3-GI2.5Flyer](#)

English



## Product Specifications

### Product Specification

English

---

## Agency Approvals

### UL Report

English