© – TE Connectivity. All Rights Reserved.

REVISIONS					
P	LTR	DESCRIPTION	DATE	DWN	APVD
	R3	REVISED PER ECN-23-197692	06MAR2023	GSK	MDD

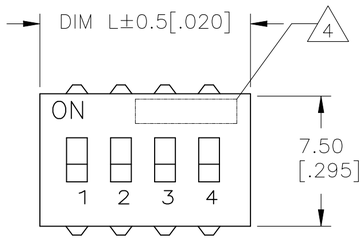

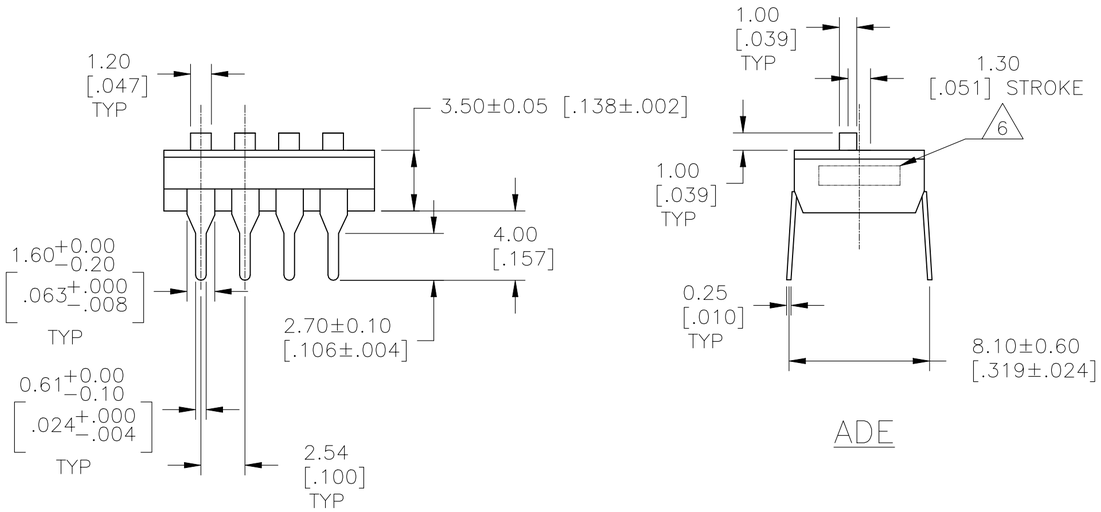

ADE

SPECIFICATIONS:
MATERIAL
BASE, PPS, UL94V-0, BLACK
COVER, PPS, UL94V-0, BLACK
ACTUATOR, PA6T, UL94V-0, WHITE
FIXED CONTACT/TERMINAL, CU ALLOY-GOLD FLASH OVER NICKEL
MOVING CONTACT, CU ALLOY, PLATE-GOLD FLASH/NICKEL

ELECTRICAL:
MAX CONTACT RATING SWITCHING, -100mA @5VDC (Ampere max)
- 25mA @24VDC (Voltage max)
MIN CONTACT RATING SWITCHING, .1MICROAMP @ 1 MILLIVOLT
MAX CONTACT NON-SWITCHING, 1AMP @ 5 VDC
INITIAL CONTACT RESISTANCE, 50 MILLIOHMS MAX.
CONTACT RESISTANCE (AFTER ENVIRONMENTAL TEST), 100 MILLIOHMS
CONTACT RESISTANCE (AFTER GAS TEST), 300 MILLIOHMS
INSULATION RESISTANCE, 100MΩ MIN. @100VDC
DIELECTRIC STRENGTH, 500 VAC RMS @ SEA LEVEL
LIFE EXPECTANCY, 1,000 CYCLES

MECHANICAL
OPERATING FORCE, LESS THAN 800 GRAMS
CONTACT PRESSURE, 280,000 PSI

ENVIRONMENTAL
OPERATING TEMPERATURE, -30 TO +85 DEGREES C
STORAGE TEMPERATURE, -45 TO +105 DEGREES C
CLEANING, AQUEOUS OR SOLVENT
SOLDER HEAT RESISTANCE, PER 109-202, COND B, SWITCH "OFF".
SOLDERABILITY PER JIS C 0050 & JIS 0053

1 SWITCHES TO BE RECEIVED IN THE "OFF" POSITION AND PACKAGED IN CLEAR TUBES TO ACCOMMODATE AUTO-INSERTION.

2 TOP SURFACE TO BE CLEARLY MARKED AS SHOWN

3 SWITCHES TO BE BLACK WITH WHITE ACTUATORS AND MARKINGS.

4 MARK ALCO PLUS FIRST 5 DIGITS PER T&B P/N COLUMN (E.G.: ALCO ADE12), ON 2 AND 3 POSITION SWITCH WITHOUT ALCO

5 ALL MATERIALS AND FINISHES SHALL COMPLY WITH EU DIRECTIVE 2002 /95/EC OF 27JAN2003 (ROHS)

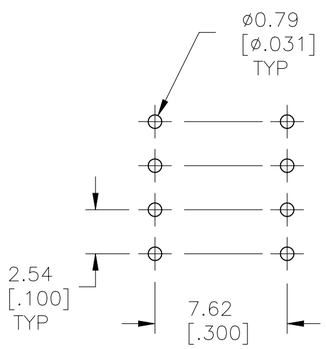

P.C. LAYOUT
INSERT MOUNT

6 LOT CODE MARKING

15 5 8 A1

SPACE

INTERNAL CONTROL No. (2-digit)

YEAR OF PRODUCTION WITH 1-DIGIT FIGURE(4TH DIGIT OF CALENDAR YEAR)
(EXAMPLE: Y2018: 8; Y2019: 9)

MONTH OF PRODUCTION WITH 1-DIGIT FIGURE OR ALPHABET
(EXAMPLE: 1~9, X(10), Y(11), Z(12))

DATE OF PRODUCTION WITH 2-DIGIT FIGURES(01-31)

T&B P/N	DIM L	POSITION	PART NO.
ADE1204	32.51[1.280]	12	1-1825057-0
ADE1004	27.40[1.078]	10	1825057-9
ADE0904	24.84[.978]	9	1825057-8
ADE0804	22.30[.878]	8	1825057-7
ADE0704	19.80[.778]	7	1825057-6
ADE0604	17.22[.678]	6	1825057-5
ADE0504	14.70[.578]	5	1825057-4
ADE0404	12.14[.478]	4	1825057-3
ADE0304	9.60[.378]	3	1825057-2
ADE0204	7.06[.278]	2	1825057-1

THIS DRAWING IS A CONTROLLED DOCUMENT.

DIMENSIONS: mm [INCHES]

TOLERANCES UNLESS OTHERWISE SPECIFIED:
0 PLC ± –
1 PLC ± –
2 PLC ± –
3 PLC ± .30 [.012]
4 PLC ± –
ANGLES ± –

MATERIAL –

FINISH –

DWN B.S.VISWESWARA 10FEB05
CHK M.SARVER –
APVD M.SARVER –
PRODUCT SPEC —
APPLICATION SPEC —
WEIGHT

TE Connectivity

NAME DIP SWITCH, ADE THRU HOLE

SIZE A2 | CAGE CODE 00779 | DRAWING NO C-1825057 | RESTRICTED TO —

CUSTOMER DRAWING | SCALE 4:1 | SHEET 1 OF 1 | REV R3

1825057

1471-9 (1/15)

Downloaded from Arrow.com.