

## SERIES 49-59 - SEALED PUSHBUTTON

The Series 49-59 is a range of momentary action pushbutton switches which fit a  $\varnothing 16\text{mm}$  panel cut out. The range consists of a fully sealed IP67 version with insulated flying leads (500mm length) along with a panel sealed IP67 version which is terminated by a Series 16 microswitch.

Held in position by a snap fit retaining mechanism, the microswitch has a maximum current rating of 10A and the advantage of SPDT-DB contacts to cover all circuit requirements. Being double break, the contacts also provide reliable switching of DC loads.

The Series is available with a choice of round, round with status illumination (flying leads only) or square bezels and with 6 button colour variants. The body and button are made from PBT, a hard wearing thermoplastic polyester that is suitable for surface or sublimation printing or engraving.



## APPLICATIONS:

- Communications
- Instrumentation
- Data processing
- Military environments
- Environmentally demanding keypads
- Mass transport controls
- Dry circuit switching

## KEY FEATURES:

- Panel sealed version to IP67
- Fully sealed option (FL)
- LED status illumination (FL)
- 10A version panel sealed to IP67
- Industrial standard  $\varnothing 16\text{mm}$  panel cut out
- Flame retardant UL rated materials (not flying leads)
- Life up to 500,000 cycles

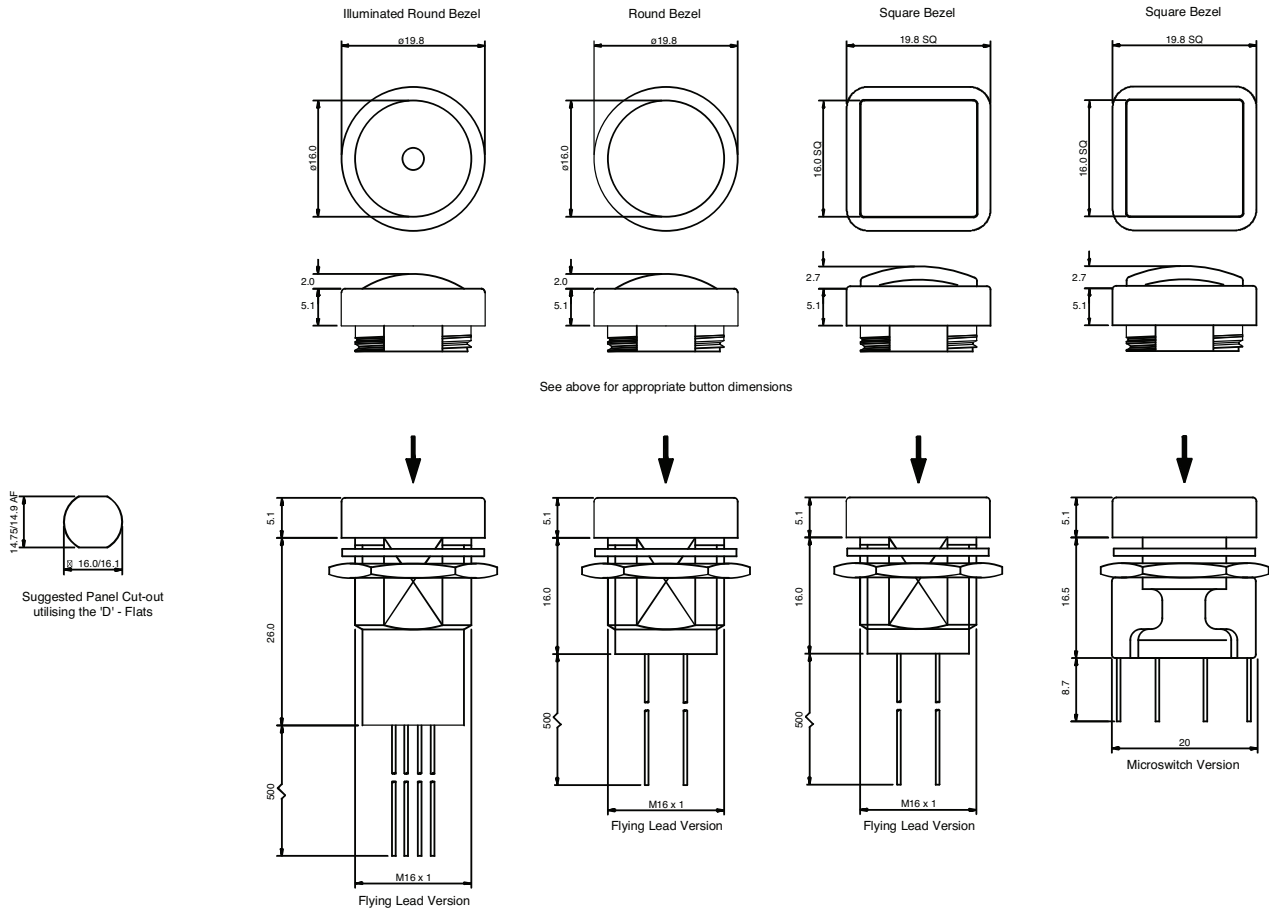
## MOUNTING INFORMATION:

The Series 49-59 fits neatly into a  $\varnothing 16\text{mm}$  cut out panel no more than 8mm thick for the flying lead version and no more than 1.5mm thick for the microswitch version (with sealing washer).

The switch body is fitted from the front of the panel and is locked down with an M16 nut using a 20mm spanner. Panel sealing is achieved by the use of a sealing washer which is placed behind the head of the bezel. To attain the correct sealing, the nut should be tightened to a recommended torque of between 1Nm and 1.5Nm not exceeding 2Nm. Whilst the flying lead version is now mounted, the microswitch still requires careful 'snapping' into its holder from behind the panel. Each flying lead switch is supplied with 500mm 24AWG 7/32 leads which are PVC insulated and have plain unstripped ends.

The microswitch version has 2.8mm QC terminals which also provide the option to solder. Double 'D' flats are provided to prevent rotation of the switch in the panel.

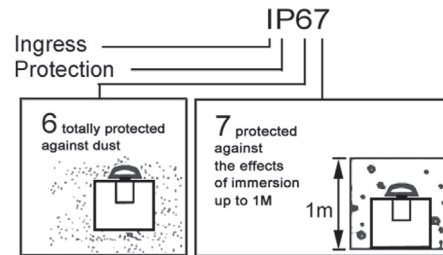
### PRODUCT DRAWINGS



### CIRCUIT FOR FLYING LEAD VERSION:



### INGRESS PROTECTION RATING KEY:



### CIRCUIT FOR MICROSWITCH VERSION:



## ELECTRICAL - LED:

**Typical fwd voltage (Vf at I operating):**  
2.2V

**Forward current (I operating):**  
20mA

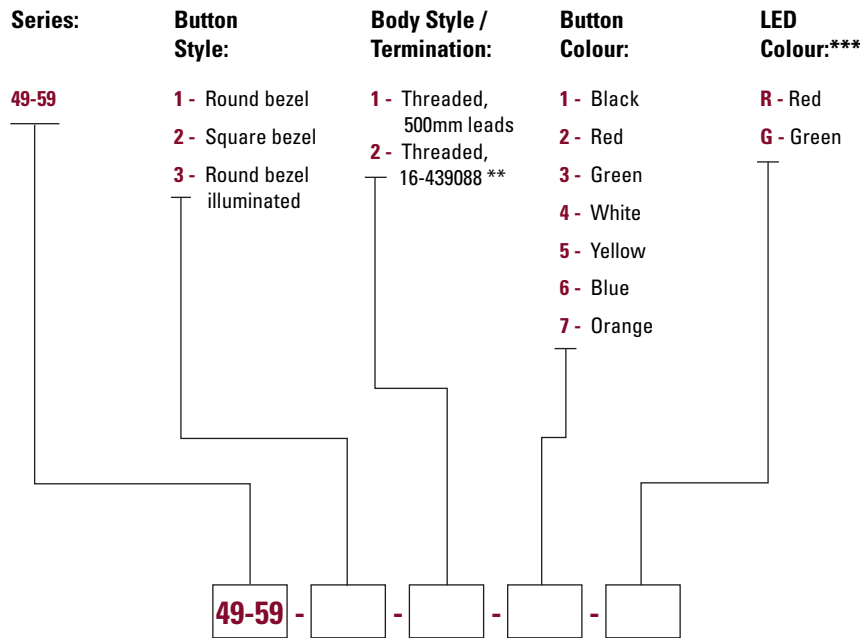
**Max fwd voltage (Vf at I operating):**  
3.0V

## KEY:

**FL:**  
Version with flying leads

**MS:**  
High current microswitch  
terminated version

## ORDERING INFORMATION:



\* Illuminated version only available with Black, Red & Green as standard. Non-standard colours subject to MOQ's

\*\* Non-illuminated only

\*\*\* This digit is only required for illuminated switch

## MECHANICAL / ELECTRICAL / ENVIRONMENTAL CHARACTERISTICS:

**Circuit:**  
SPST-NO-DB

**Travel (nom):**  
2.3mm

**Life (min):**  
1,000,000 cycles

**Operating force:**  
3N (FL)  
3.8 – 5.5N (MS)

**Panel thickness:**  
8mm max (FL)  
2.5mm max (MS w/o washer)  
1.5mm max (MS with washer)

**Dielectric strength:**  
1000V a.c. for 1 min

**Insulation resistance:**  
1GΩ @ 500V d.c.

**Contact resistance:**  
150mΩ max initial inc leads (FL)  
25mΩ max initial (MS)

**Current rating:**  
10mA at 5V d.c. resistive  
100mA @ 50V d.c. res (FL)  
125mA @ 125V a.c. res (FL)  
10A @ 250V a.c. res (MS)

**Life:**  
500,000 cycles (FL)  
50,000 cycles @ 70°C (MS)

**Ingress protection:**  
IP67 (Panel Sealed)

**Vibration:**  
DEF STD 07-55

**Non-illuminated Operating temperature range:**  
-55°C to +105°C

**Illuminated Operating temperature range:**  
-35°C to +85°C

**Body material:**  
PBT

**Button material:**  
PBT

**Contacts:**  
Gold plated (FL)  
Silver (MS)

**Salt mist:**  
BS2011 Part 2:1

**Soldering information:**  
320°C max for 3s