



MBR5H150SS \ SR5H15

ULTRA LOW IR SCHOTTKY BARRIER RECTIFIERS

Voltage

150 V

Current

5 A

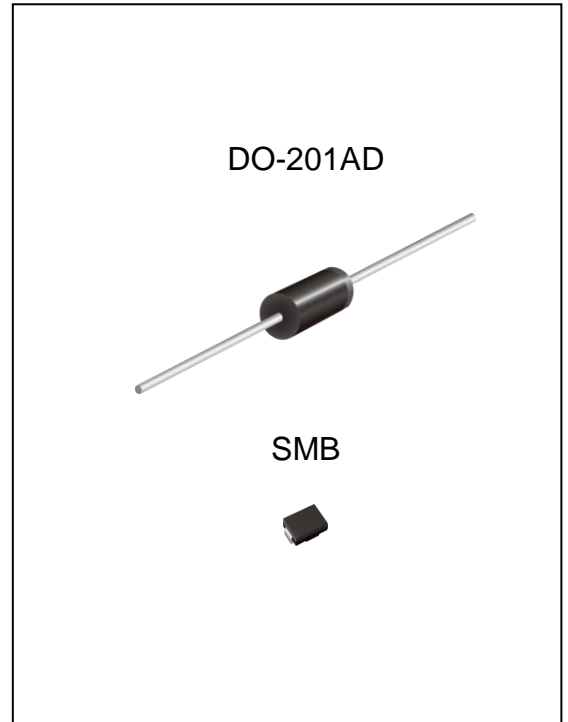
Features

- Plastic package has Underwriters Laboratory Flammability Classification 94V-O. Flame Retardant Epoxy Molding Compound.
- Low power loss, high efficiency.
- High current capability
- High junction temperature capability
- Lead free in compliance with EU RoHS 2.0
- Green molding compound as per IEC 61249 standard (SMB)

Mechanical Data

- Case: SMB, DO-201AD package
- Terminals: solder plated, solderable per MIL-STD-750, Method 2026
- SMB Weight: 0.0032 ounces, 0.092 grams.
- DO-201AD Weight: 0.0403 ounces, 1.142 grams.
- Marking: Part number

	150V
SMB	SR5H15
DO-201AD	MBR5H150SS



Maximum Ratings And Electrical Characteristics (T_A=25°C unless otherwise noted)

PARAMETER		SYMBOL	150V	UNIT
Maximum repetitive peak reverse voltage		V _{RRM}	150	V
Maximum rms voltage		V _{RMS}	105	V
Maximum dc blocking voltage		V _R	150	V
Maximum average forward rectified current		I _{F(AV)}	5	A
Peak forward surge current : 8.3ms single half sine-wave superimposed on rated load		I _{FSM}	150	A
Maximum forward voltage at 5A		V _F	0.85	V
Maximum dc reverse current at rated dc blocking voltage	T _J =25°C	I _R	0.5	μA
	T _J =125°C		1	mA
Typical thermal resistance	SMB(Note 1)	R _{θJC}	18	°C/W
	DO-201AD(Note 2)		17	
Operating junction temperature range		T _J	-55 to +175	°C
Storage temperature range		T _{STG}	-55 to +175	°C

Note : 1. Mounted on a FR4 PCB, single-sided copper, with 100cm² copper pad area

2. The testing condition of the thermal resistance (junction to Case) is based on 10 mm lead length between two 10cm x 10cm x 0.5mm copper pad



MBR5H150SS \ SR5H15

TYPICAL CHARACTERISTIC CURVES

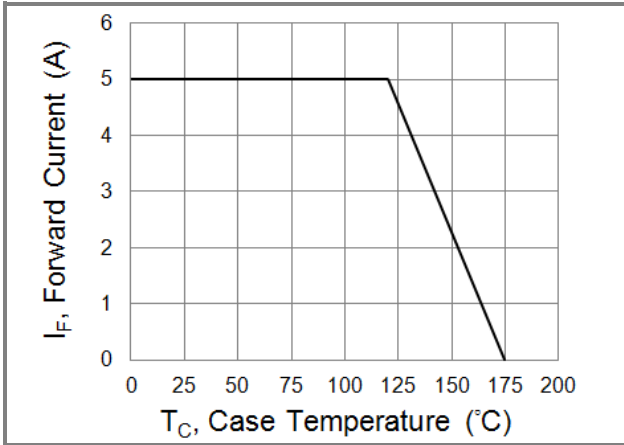


Fig.1 Forward Current Derating Curve

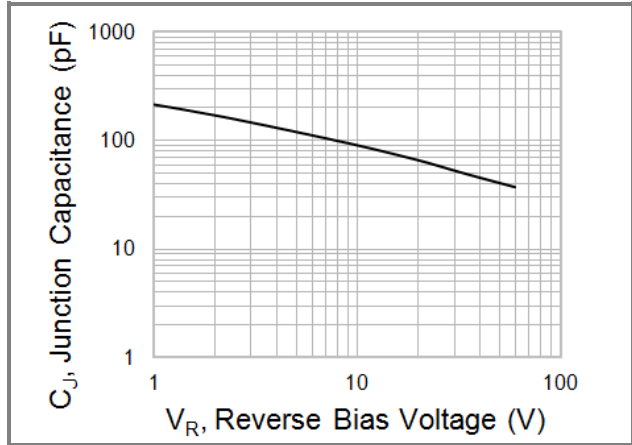


Fig.2 Typical Junction Capacitance

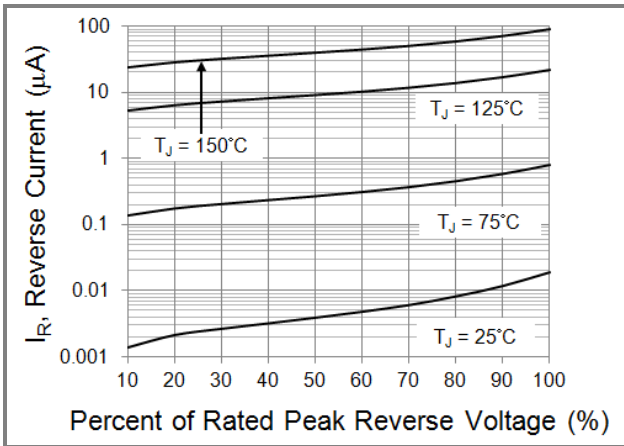


Fig.3 Typical Reverse Characteristics

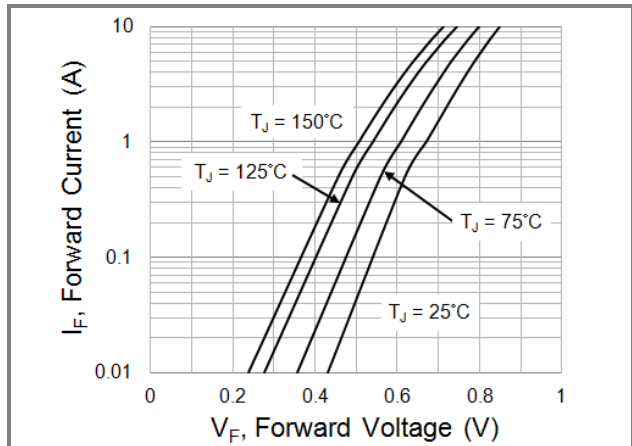
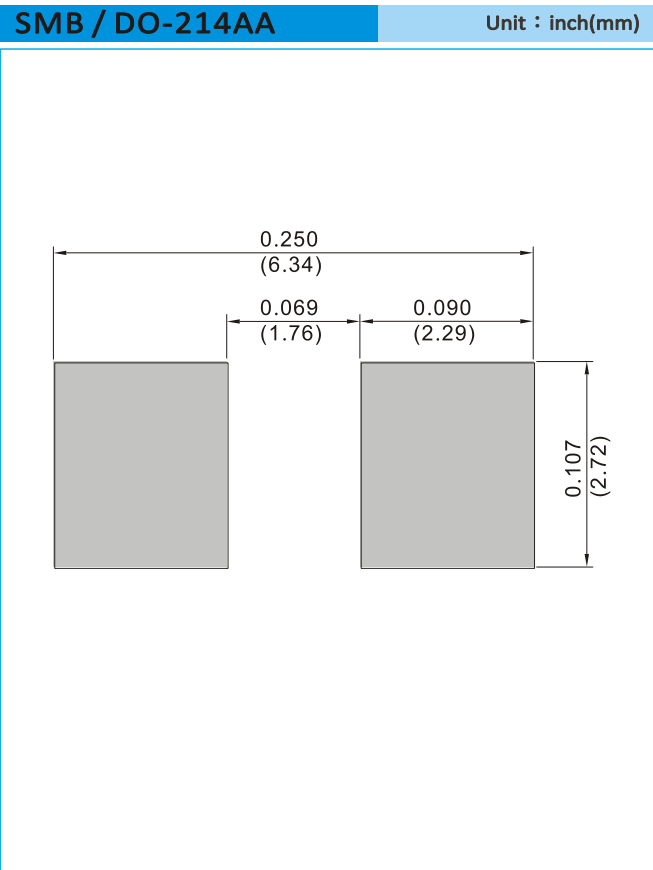


Fig.4 Typical Forward Characteristics



MBR5H150SS \ SR5H15

MOUNTING PAD LAYOUT



ORDER INFORMATION

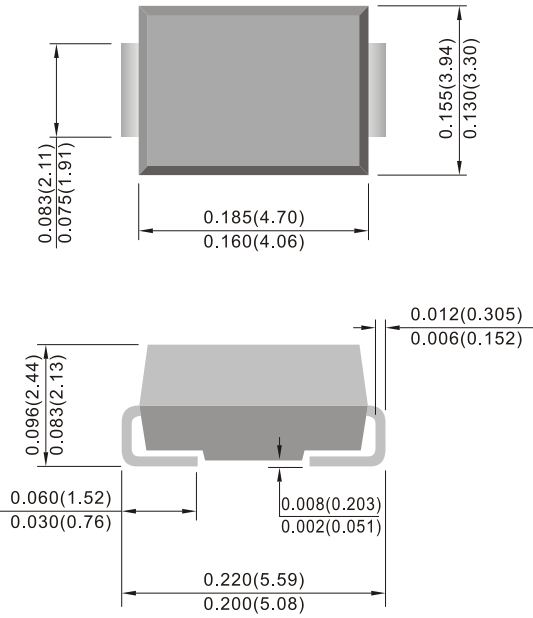
- Packing information
T/R – 3K per 13" plastic Reel
T/R – 0.8K per 7" plastic Reel



MBR5H150SS \ SR5H15

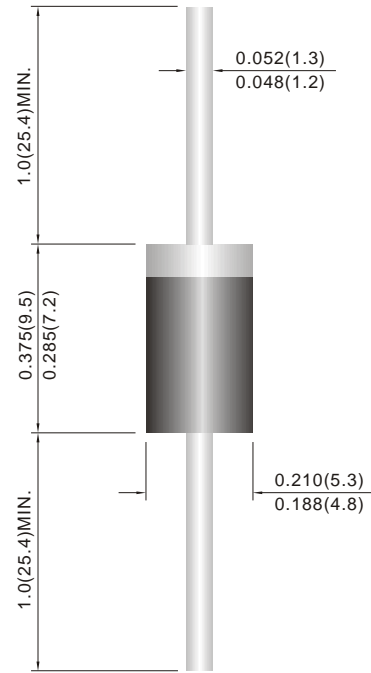
SMB / DO-214AA

Unit : inch(mm)



DO-201AD

Unit : inch(mm)





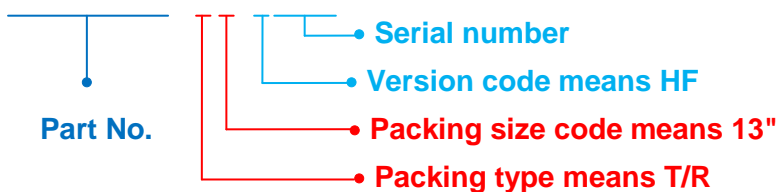
MBR5H150SS \ SR5H15

Part No_packing code_Version

- SR5H15_R1_00001
- SR5H15_R2_00001
- MBR5H150SS_AY_00001
- MBR5H150SS_AY_10001
- MBR5H150SS_B0_00001
- MBR5H150SS_B0_10001
- MBR5H150SS_R2_00001
- MBR5H150SS_R2_10001

For example :

RB500V-40_R2_00001



Packing Code XX				Version Code XXXXX		
Packing type	1 st Code	Packing size code	2 nd Code	HF or RoHS	1 st Code	2 nd ~5 th Code
Tape and Ammunition Box (T/B)	A	N/A	0	HF	0	serial number
Tape and Reel (T/R)	R	7"	1	RoHS	1	serial number
Bulk Packing (B/P)	B	13"	2			
Tube Packing (T/P)	T	26mm	X			
Tape and Reel (Right Oriented) (TRR)	S	52mm	Y			
Tape and Reel (Left Oriented) (TRL)	L	PANASERT T/B CATHODE UP (PBCU)	U			
FORMING	F	PANASERT T/B CATHODE DOWN (PBCD)	D			



MBR5H150SS \ SR5H15

Disclaimer

- Reproducing and modifying information of the document is prohibited without permission from Panjit International Inc..
- Panjit International Inc. reserves the rights to make changes of the content herein the document anytime without notification. Please refer to our website for the latest document.
- Panjit International Inc. disclaims any and all liability arising out of the application or use of any product including damages incidentally and consequentially occurred.
- Panjit International Inc. does not assume any and all implied warranties, including warranties of fitness for particular purpose, non-infringement and merchantability.
- Applications shown on the herein document are examples of standard use and operation. Customers are responsible in comprehending the suitable use in particular applications. Panjit International Inc. makes no representation or warranty that such applications will be suitable for the specified use without further testing or modification.
- The products shown herein are not designed and authorized for equipments requiring high level of reliability or relating to human life and for any applications concerning life-saving or life-sustaining, such as medical instruments, transportation equipment, aerospace machinery et cetera. Customers using or selling these products for use in such applications do so at their own risk and agree to fully indemnify Panjit International Inc. for any damages resulting from such improper use or sale.
- Since Panjit uses lot number as the tracking base, please provide the lot number for tracking when complaining.