Data Sheet | Item Number: 289-444

Interface module; with solder pin; Male connector; 50-pole; for mating connectors with IDC; Vertical mounting; PCB terminal blocks, double-row; with mounting feet; 2,50 mm²

https://www.wago.com/289-444



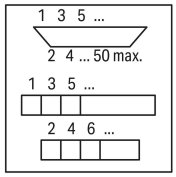

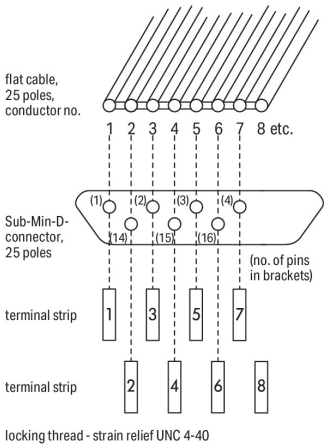

Notes

Safety Information	**Notice!** Accessible live parts! Protection against accidental contact must be provided by the system installer, e.g., using a WAGO 709 Series Cover (see "Accessories") or a similar cover. The installation guidelines must be followed for each specific application.

Electrical data

Operating voltage	≤ 30 VAC; ≤ 50 VDC
Nominal current	1 A
Contact resistance (max.)	30 mΩ

Downloaded from Arrow.com.

Safety and protection

Rated Voltage	50 V
Rated impulse withstand voltage	0.8 kV
Pollution degree	2
Protection type	IP00
Insulation type	Basic insulation

Connection Data

Performance level	2 / 200 mating cycles
Strain relief	UNC 4-40 stud bolt

Connection 1

Pluggable connector	D-subminiature male connector
Pole number 1	50
Connection type	System
Note (conductor cross-section)	12 AWG: THHN, THWN
Mating direction	vertical

Connection 2

Design	PCB terminal blocks (double-row)
Pole number	50
Connection type	Field
Connection technology	CAGE CLAMP®
WAGO connector	WAGO 236 Series
Solid conductor	0.08 … 2.5 mm² / 28 … 12 AWG
Fine-stranded conductor	0.08 … 2.5 mm² / 28 … 12 AWG
Strip length	5 … 6 mm / 0.2 … 0.24 inches

Physical data

Width	157 mm / 6.181 inches
Height	63.5 mm / 2.5 inches
Depth from upper-edge of DIN-rail	19 mm / 0.748 inches

Mechanical data

Mounting type	DIN-35 rail
Housing design	PCB with mounting feet

Material data

Contact material (connector)	Au over Ni
Fire load	0.084 MJ
Weight	102.5 g

Continued on next page
Downloaded from Arrow.com.

Environmental requirements

Ambient temperature (operation)	-20 … +50 °C
Ambient temperature (storage)	-40 … +70 °C
Relative humidity	≤ 85 % (non-condensing)

Standards and Specifications

Standards/specifications	EN 61010-2-201

Commercial data

Product Group	6 (INTERFACE ELECTRONIC)
PU (SPU)	5 (1) pcs
Packaging type	Box
Country of origin	DE
GTIN	4045454599416
Customs tariff number	85366990990
End of Sale	2023-03-31
End of Production	2023-04-01
End of Delivery	2023-04-02
End of Service and Repair	2024-03-31

Product Classification

UNSPSC	39121409
eCl@ss 10.0	27-14-11-52
eCl@ss 9.0	27-14-11-52
ETIM 9.0	EC002780
ETIM 10.0	EC002780
ECCN	NO US CLASSIFICATION

Environmental Product Compliance

RoHS Compliance Status	Compliant,With Exemption
RoHS Exemption	6(c)
SCIP notification number (Austria)	35925ce2-3e6b-4747-a979-7237091d45be
SCIP notification number (Belgium)	0719351f-bcca-4819-8028-9aa646f5e419
SCIP notification number (Bulgaria)	0bf9478e-b800-44c8-bb2b-8efe1f36cb7f
SCIP notification number (Czech Republic)	74e00f4b-8382-46d3-b1b5-e8a73090adc4
SCIP notification number (Denmark)	b3fc7dd2-ead1-41c4-a844-4aed427c05f1
SCIP notification number (Finland)	bdd55ef0-34c3-401b-953c-e79809e24c05
SCIP notification number (France)	fa79fa5c-6634-4915-9ca9-dfb2756c4d05
SCIP notification number (Germany)	cd10ff62-2be4-4e36-96ac-ce1b1bbbdfdf
SCIP notification number (Hungary)	357027cf-ab4a-4e90-8bf5-0de94b519374
SCIP notification number (Italy)	fed283be-0377-4ec8-b712-b85f45645086
SCIP notification number (Netherlands)	306f39c8-7dc6-4dbb-a3d6-1070c2ed3f07
SCIP notification number (Poland)	91f06b2e-6d1b-45c2-a417-c1e6de9c5247
SCIP notification number (Romania)	914f42db-2537-4687-b8c0-fb5339e83eab
SCIP notification number (Sweden)	3ff142fd-4857-4775-9554-a695f1906915

Downloaded from Arrow.com.

Downloads

Environmental Product Compliance

Compliance Search

Environmental Product Compliance 289-444

Documentation

Bid Text

289-444	06.02.2015	doc 26.00 KB

Instruction Leaflet

Operation and Assembly Instructions Interface	V 1.0.0 02.04.2025	pdf 1246.19 KB

CAD/CAE-Data

CAD data

2D/3D Models 289-444

CAE data

EPLAN Data Portal 289-444

WSCAD Universe 289-444

ZUKEN Portal 289-444

1 Compatible Products

1.1 Optional Accessories

1.1.1 Installation

1.1.1.1 Cover



Item No.: 709-153
Cover; Type 1; suitable for cover carrier, type 1; 1 m long; transparent

1.1.1.2 Cover carrier



Item No.: 709-167
Cover carrier; Type 1; incl. fixing/retaining screws and knurled nut; suitable for 279 to 282 and 880 Series rail-mounted terminal blocks; suitable for 264 Series miniature rail-mounted terminal blocks; suitable for 270 Series sensor and actuator terminal blocks; gray

Downloaded from Arrow.com.

1.1.2 Tool

1.1.2.1 Operating tool



Item No.: 210-720
Operating tool; Blade: 3.5 x 0.5 mm; with a partially insulated shaft; multicoloured

Installation Notes

Conductor termination



Conductor termination – screwdriver actuation parallel to conductor entry



Conductor termination – screwdriver actuation perpendicular to conductor entry

Downloaded from Arrow.com.