

BLM15PE221SH1#

“#” at the end indicates the package specification code.



< List of part numbers with package codes >

BLM15PE221SH1B BLM15PE221SH1D BLM15PE221SH1J

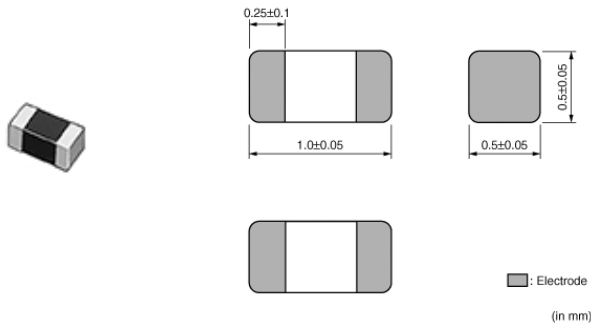
Applications

Unsuitable Applications	Please be sure to read and comply with these "Precautions for use."
Specific Applications	Automotive powertrain/safety equipment, Automotive infotainment/comfort equipment, Consumer equipment, Medical equipment [GHTF A/B/C] except for implant & surgery & auto injector, Industrial Equipment Please refer to Our Website and specifications, etc. for information about the performance, functions, quality, management, and safety required for the above applications, and use Products after confirming the performance and reliability of the actual Product.
Recommended Applications	Automotive powertrain/safety equipment

Packaging Information

Packaging	Specifications	Standard Packing Quantity
B	Bulk(Bag)	1000
D	180mm Paper Tape	10000
J	330mm Paper Tape	50000

Appearance & Shape



Attention

- This datasheet is downloaded from the website of Murata Manufacturing Co., Ltd. Therefore, its specifications are subject to change or our products in it may be discontinued without advance notice. Please check with our sales representatives or product engineers before ordering.
- This datasheet has only typical specifications because there is no space for detailed specifications. Therefore, please review our product specifications or consult the approval sheet for product specifications before ordering.

BLM15PE221SH1#

“#” at the end indicates the package specification code.

Features

- 1.The chip ferrite beads BLM series is designed to function nearly as a resistor at noise frequencies, which greatly reduces the possibility of resonance and leaves signal wave forms undistorted.
BLM series is effective in circuits without stable ground lines because BLM series does not need a connection to ground.
- 2.The nickel barrier structure of the external electrodes provides excellent solder heat resistance.
- 3.BLM_P series can be used in high current circuits due to its low DC resistance. It can match power lines to a maximum of 2.3ADC.

Attention

- 1.This datasheet is downloaded from the website of Murata Manufacturing Co., Ltd. Therefore, it's specifications are subject to change or our products in it may be discontinued without advance notice. Please check with our sales representatives or product engineers before ordering.
- 2.This datasheet has only typical specifications because there is no space for detailed specifications.
Therefore, please review our product specifications or consult the approval sheet for product specifications before ordering.

BLM15PE221SH1#

“#” at the end indicates the package specification code.

Specifications

Shape	SMD
Size Code (in inch)	0402
Length	1.0mm
Length Tolerance	±0.05mm
Width	0.5mm
Width Tolerance	±0.05mm
Thickness	0.5mm
Thickness Tolerance	±0.05mm
Operating Temperature Range	-55°C to 125°C
Mass(typ.)	0.001g
Number of Circuit	1
Rated Current (at 85°C)	1100mA
Rated Current (at 125°C)	650mA
DC Resistance(max.)	0.17Ω
Impedance (at 100MHz)	220Ω
Impedance (at 100MHz) Tolerance	±25%
Size Code (in mm)	1005

Attention

1.This datasheet is downloaded from the website of Murata Manufacturing Co., Ltd. Therefore, it's specifications are subject to change or our products in it may be discontinued without advance notice. Please check with our sales representatives or product engineers before ordering.

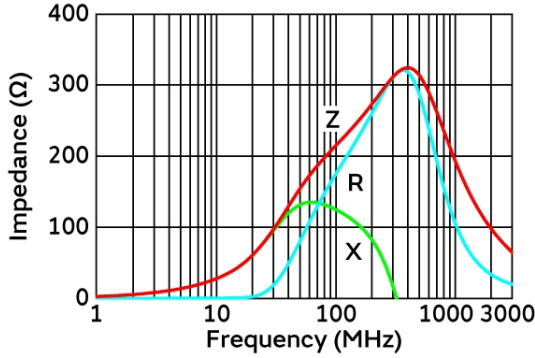
2.This datasheet has only typical specifications because there is no space for detailed specifications.

Therefore, please review our product specifications or consult the approval sheet for product specifications before ordering.

BLM15PE221SH1#

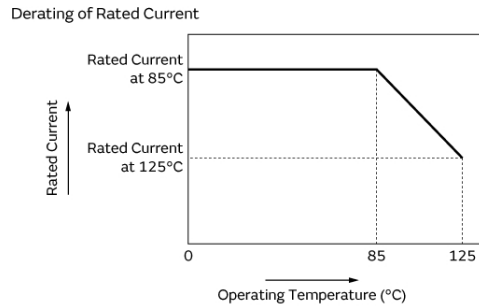
“#” at the end indicates the package specification code.

Product Data

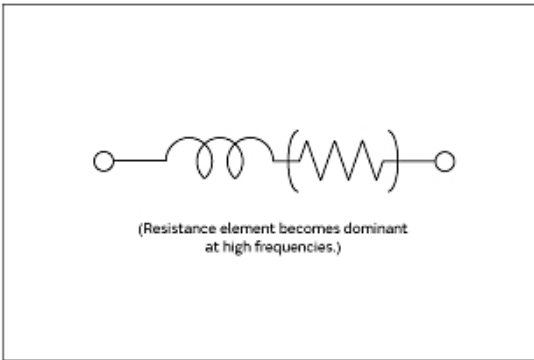


Impedance-Frequency Characteristics

In operating temperature exceeding +85°C, derating of current is necessary for this series.
Please apply the derating curve shown in chart according to the operating temperature.



Derating of Rated Current



Equivalent Circuit

Attention
1.This datasheet is downloaded from the website of Murata Manufacturing Co., Ltd. Therefore, it's specifications are subject to change or our products in it may be discontinued without advance notice. Please check with our sales representatives or product engineers before ordering.
2.This datasheet has only typical specifications because there is no space for detailed specifications.
Therefore, please review our product specifications or consult the approval sheet for product specifications before ordering.