

# Product Data Sheet

One27 Angled Blade Holder,  
Part No. 403-51050-51

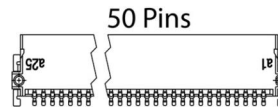
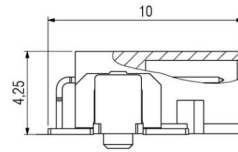



Illustration similar



Perpendicular



Horizontal



SMT



High Density



Rugged

- 90° angled
- Contact overlap: 1.5 mm
- Quantity: 50
- SMT Connectivity
- Grid: 1.27 mm
- Performance Level 1



» to product on [www.ept.de](http://www.ept.de)



» to product group One27

# Product Data Sheet

## One27 Angled Blade Holder, Part No. 403-51050-51



### Technical Specifications

#### Basics

No. of Contacts	50
Termination Technology	SMT
Operating Temperature Range	-55°C to +125°C

#### Material

Insulator Material	LCP, UL 94 V-0
CTI value <i>IEC 60112</i>	175
Contact Material	copper alloy
Plating	Au over NiP over Ni
Termination area	Sn over Ni

#### Mechanical

Pitch	1.27 mm
Mating Force per Pin	≤ 0.5 N
Separating Force per Pin	≥ 0.1 N
Durability <i>IEC 60512-9-1</i>	Grade 1: 500 insertion cycles
Coplanarity	≤ 0.1 mm
Vibration, sinusoidal <i>IEC 60512-6-4</i>	10–2000 Hz, 20 g
Contact mating problems if vibrations occur, sinusoidal <i>IEC 60512-2-5</i>	≤ 1 μs
Shock, semi-sinusoidal <i>IEC 60512-6-3</i>	50 g, 11 ms
Contact mating problems if shock occur, semi-sinusoidal <i>IEC 60512-2-5</i>	≤ 1 μs
Overmating Distance	0.9 mm
Wipe length	1.5 mm
Center offset	± 0.7 mm
Axial offset when mated (x/y)	± 0.4 mm
Angular offset longitudinally	± 4°
Angular offset transversally	± 2°

# Product Data Sheet

One27 Angled Blade Holder,  
Part No. 403-51050-51



## Technical Specifications

### Electrical

Operational Current <i>IEC 60512-5-2</i>	1.4 A at 20°C (50-pin)
Contact Resistance <i>IEC 60512-2-1</i>	≤ 25 mΩ
Clearance and Creepage	at least 0.4 mm
Insulation Resistance <i>IEC 60512-3-1</i>	≥ 10 GΩ
Test Voltage <i>IEC 60512-4-1</i>	500 VAC

### Processing

Soldering Temperature <i>JEDEC J-STD-020E</i>	20–40 seconds at 260°C
MSL <i>JEDEC J-STD-020E</i>	1
Assembly	Pick and Place

### Approval / Compliance

UL file	E130314
Environment	RoHS compliant

# Product Data Sheet

One27 Angled Blade Holder,  
Part No. 403-51050-51

---



Derating Diagram

# Product Data Sheet

One27 Angled Blade Holder,  
Part No. 403-51050-51

---



## Modifications

Available on request

- other pole counts
- other quality grades

## Drawings

Component data in 2D and 3D format you can download here:

[» PDF](#)

[» 3D IGES](#)

[» 3D STEP](#)

[» 3D PDF](#)