

DLW5BTH102TQ2#

“#” indicates a package specification code.

In Production

AEC-Q200

RoHS

REACH

< List of part numbers with package codes >

DLW5BTH102TQ2B

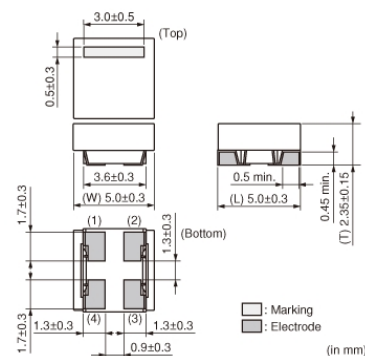

DLW5BTH102TQ2K

DLW5BTH102TQ2L

Applications

| | |
|--------------------------|---|
| Unsuitable Applications | Please be sure to read and comply with these "Precautions for use." |
| Specific Applications | Automotive powertrain/safety equipment, Automotive infotainment/comfort equipment, Consumer equipment, Medical equipment [GHTF A/B/C] except for implant & operation & auto-dispenser equipment, Industrial equipment except for transportation & facility & energy equipment Please refer to Our Website and specifications, etc. for information about the performance, functions, quality, management, and safety required for the above applications, and use Products after confirming the performance and reliability of the actual Product. |
| Recommended Applications | Automotive powertrain/safety equipment |

Appearance & Shape



Packaging Information

| Packaging | Specifications | Standard Packing Quantity |
|-----------|---------------------|---------------------------|
| B | Bulk(Bag) | 100 |
| K | 330mm Embossed Tape | 2500 |
| L | 180mm Embossed Tape | 700 |

Attention

1.This datasheet is downloaded from the website of Murata Manufacturing Co., Ltd. Therefore, it's specifications are subject to change or our products in it may be discontinued without advance notice. Please check with our sales representatives or product engineers before ordering.

2.This datasheet has only typical specifications because there is no space for detailed specifications.

Therefore, please review our product specifications or consult the approval sheet for product specifications before ordering.

DLW5BTH102TQ2#

“#” indicates a package specification code.



Features

Features

1. Low profile (h=2.5mm)
2. Small size (5.0x5.0mm) and high rated current (1.5 to 4A)
3. High common mode Impedance (max. 1400 ohm, at 100MHz)
4. Operating Temperature Range -40°C to +125°C

Attention

- 1.This datasheet is downloaded from the website of Murata Manufacturing Co., Ltd. Therefore, it's specifications are subject to change or our products in it may be discontinued without advance notice. Please check with our sales representatives or product engineers before ordering.
- 2.This datasheet has only typical specifications because there is no space for detailed specifications.
Therefore, please review our product specifications or consult the approval sheet for product specifications before ordering.

DLW5BTH102TQ2#

“#” indicates a package specification code.



Specifications

| | |
|---|--|
| Shape | SMD |
| Size Code (in mm) | 5050 |
| Size Code (in inch) | 2020 |
| Length | 5.0mm |
| Length Tolerance | ±0.3mm |
| Width | 5.0mm |
| Width Tolerance | ±0.3mm |
| Thickness | 2.35mm |
| Thickness Tolerance | ±0.15mm |
| Common Mode Impedance (at 100MHz) | 1000Ω |
| Common Mode Impedance (at 100MHz) Tolerance | (Typ.) |
| Common Mode Impedance (at 10MHz) | 60Ω |
| Common Mode Impedance (at 10MHz) Tolerance | min. |
| Rated Current | 2A |
| Derating of Rated Current | Yes (Over 105°C) *For details, please check the derating diagram. |
| Rated Voltage | 50Vdc |
| Withstanding Voltage | 125Vdc |
| DC Resistance(max.) | 0.034Ω |
| DC Resistance | 0.034Ω max. |
| Insulation Resistance(min.) | 10MΩ |
| Operating Temperature Range | -40°C to 125°C |
| Mass(typ.) | 0.21g |

| | |
|--|--------|
| Number of Circuit | 1 |
| Operating Temperature Range(Self-temperature rise is included) | No |
| Brand | Murata |

Attention

1.This datasheet is downloaded from the website of Murata Manufacturing Co., Ltd. Therefore, it's specifications are subject to change or our products in it may be discontinued without advance notice. Please check with our sales representatives or product engineers before ordering.

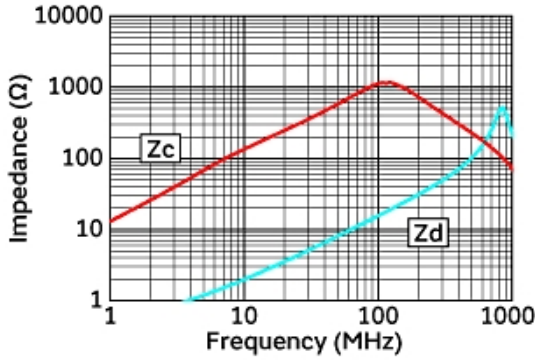
2.This datasheet has only typical specifications because there is no space for detailed specifications.

Therefore, please review our product specifications or consult the approval sheet for product specifications before ordering.

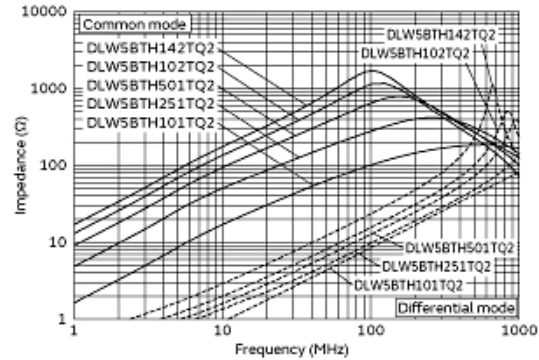
DLW5BTH102TQ2#

“#” indicates a package specification code.

Product Data



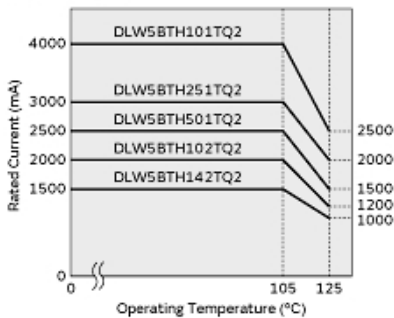
Impedance-Frequency Characteristics



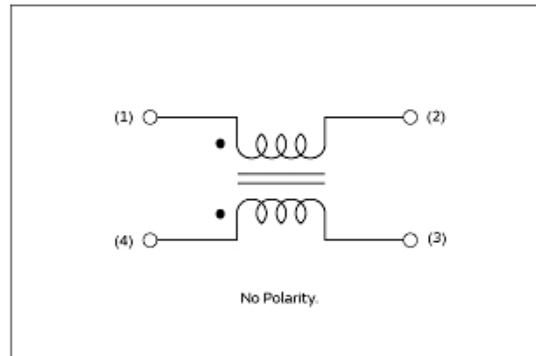
Impedance-Frequency Characteristics
(Main Items)

In operating temperature exceeding +105°C, derating of current is necessary for DLW5BTH_TQ2 series. Please apply the derating curve shown in chart according to the operating temperature.

Derating of Rated Current



Derating of Rated Current



Equivalent Circuit

Attention

- 1.This datasheet is downloaded from the website of Murata Manufacturing Co., Ltd. Therefore, it's specifications are subject to change or our products in it may be discontinued without advance notice. Please check with our sales representatives or product engineers before ordering.
- 2.This datasheet has only typical specifications because there is no space for detailed specifications. Therefore, please review our product specifications or consult the approval sheet for product specifications before ordering.