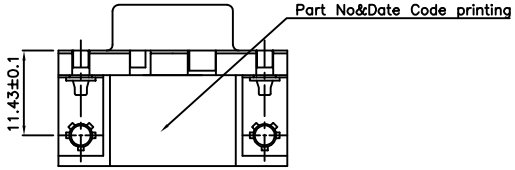

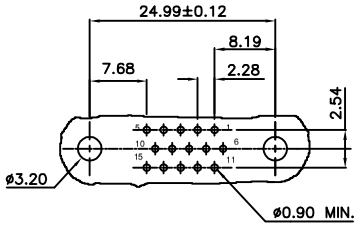

FOR 14 & 15 POSN

PCB DRILLING DETAILS

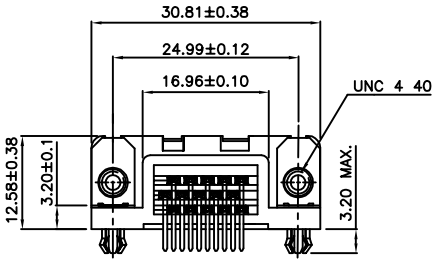

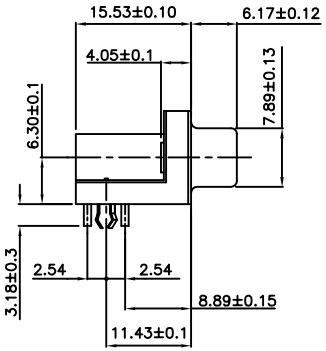

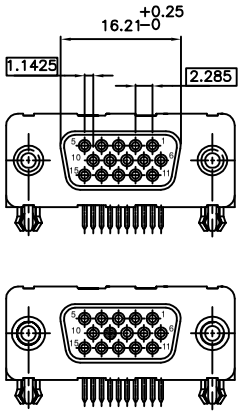

FOR 14 POSN.HOLE NO.9 IS BLOCKED.

TECHNICAL SPECIFICATIONS

MATERIAL

SHELL	:	STEEL TIN/Zinc Cr3 PLATED.
INSULATORS	:	SELF EXTINGUISHING BLACK POLYESTER UL CLASS 94V0 THE HOUSING WILL WITHSTAND EXPOSURE TO 260-265°C IF WE USE PROTECTIVE ADHESIVE (type Kapton or Teflon) OR PROTECTIVE METALLIC DEVICE
CONTACTS	:	COPPER ALLOY

PLATING

ACTIVE ZONE	:	GOLD OVER NICKEL
TERMINATION ZONE	:	TIN LEAD OVER NICKEL
FOR LEAD FREE PLATING	:	2µ MIN.MATTE TIN TOP OVER 1.27µ MIN.NICKEL UNDER PLATE(ON TERMINATION ZONE)
METAL BRACKET	:	BRASS,TIN /Zinc Cr3PLATED.
HARPOON	:	BRASS,TIN PLATED.
CLINCH NUT	:	BRASS,TIN/Zinc Cr3 PLATED.
SCREW LOCK	:	BRASS,TIN/Zinc Cr3 PLATED.

ELECTRICAL DATA

MAX.CURRENT RATING	:	3A
TEST VOLTAGE	:	1000V
RATED VOLTAGE	:	300V
CONTACT RESISTANCE	:	≤ 25mΩ
SHELL RESISTANCE	:	≤ 5mΩ
INSULATION RESISTANCE	:	≥ 5000MΩ

ENVIRONMENTAL CHARACTERISTICS.

OPERATING TEMPERATURE RANGE	:	-55°C +125°C

MECHANICAL CHARACTERISTICS

MATING/UNMATING CYCLES (MIN)	:	200 (FLASH Au); 500 (0.76µ Au)
INSERTION/EXTRACTION FORCE PER CONTACT	:	5 N Max./ 0.3 N Min.

ORDERING INFORMATION

I C D 1 5 S 1 3 E 4 G X 0 0 L F

SERIES

NO.OF CONTACTS
14 , 15

TYPE OF CONTACTS
S-SOCKET

TYPE OF TERMINATION
13 - ANGLED SPILL

PITCH 2.54 USA
FOOT PRINT 8.89 USA
HEIGHT OF TERMINATION
E-3.18 US STANDARD

PLATING
4->FLASH Au+SnPb/Sn
6->0.76µ Au+SnPb/Sn

MOUNTING OPTIONS
GX->HARPOON+INSERT UNC 4.40+METAL BRACKET
GL->HARPOON+INSERTM3+METAL BRACKET
UL->INSERT M3+METAL BRACKET
UX->INSERT UNC 4.40+METAL BRACKET
UV->F.SCREW LOCK UNC 4.40+METAL BRACKET
PA->STANDARD HOLE

SPECIAL CODE
00->STANDARD

LEAD FREE

"This product meets European Union Directives and other country regulations as described in GS-22-008"

The housing will withstand exposure to 260°C peak temperature for 3.5 seconds in a wave solder application with a 1.6mm minimum thick circuit board.

Packaging as per GS-14-920

ltr	ecn no	dr	date
E	I06-0074	GVJ	2006/06/08
F	I07-0108	AS	2007/08/31
G	I08-0159	AS	2008/11/20

dr	ANISHSALAM	1998/12/16
engr	ANISHSALAM	1998/12/16
chr	ANISH_SALAM	2008/11/20
appd	SUDHIR_VARMA	2008/11/20

sheet index	revision	G
	sheet	1

mat'l. code: SEE NOTE 4
surface: ISO 1302
tolerance: ISO 406 ISO 1101
tolerances unless otherwise specified: angles 0°±1°; linear .00±0.1; .000±.00X
projection
MM
scale –

product family: COMPACT D
title: COMPACT-D A/S FEMALE CONNECTOR (GV VER.) (WITH CLINCH NUT,HARPOON & METAL BRACKET)
dwg no: C-CD-0012
sheet 1 of 1
size: A3
type: Product Customer Drawing

form: A3

FCIconnect.com
Copyright FCI
PDM: Rev:G STATUS:Released Printed: Jan 18, 2011
Downloaded from Arrow.com.