

Data sheet

PT113xxVBBN Type 183

Page 1/7

P/N


311831xx

xx=number of poles

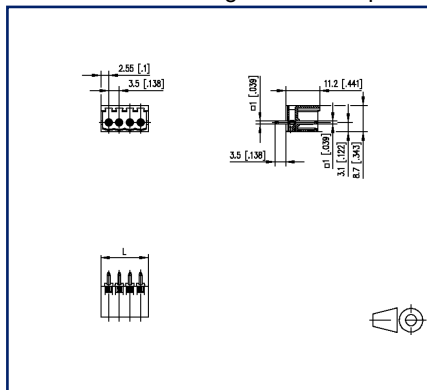
2025/04/16

Version: V

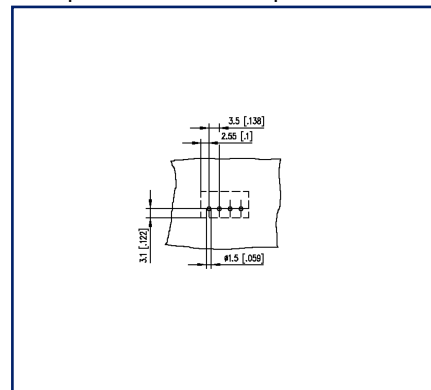
Illustrations



Dimensional drawing as an example



Drill pattern as an example



See enlarged drawings at the end of document

Product specification

- pin header, solderable
- centerline 3.50 mm, direction of connection vertical 0°
- closed ends
- color black
- codeable



U | Contact

Data sheet PT113xxVBBN Type 183

Page 2/7

P/N
311831xx

xx=number of poles

2025/04/16



Version: V

Technical Data

General Data

Solder pin length	3.5 mm		
min. number of poles	2		
max. number of poles	18		
Insulating material class	CTI 600		
clearance/creepage dist.	2.5 mm		
Protection category	IP00		
Rated current	10 A		
Overvoltage category	III	III	II
Pollution degree	3	2	2
Rated voltage	200 V	500 V	500 V
Rated test voltage	4 kV	4 kV	4 kV

Approvals

 V / A	300 / 10
approval UL - File No.	E121004
	125 V / 2.5 kV / 6 A / 1.0 x 1.0 mm

Material

insulating material	PA66
flammability class	V0
contact pin material	CuFe
contact pin surface	Ni + Ag
Glow-Wire Flammability GWFI	960 °C acc. to IEC 60695-2-12
Glow-Wire Flammability GWIT	775 °C acc. to IEC 60695-2-13

Climatic Data

upper limit temperature	105 °C
lower limit temperature	-40 °C

general

Tolerance	ISO 2768 -mH
Solderability	Acc. to JEDEC JESD22-B102E 245°C/5s

Application note

U | Contact

Data sheet

Page 3/7

PT113xxVBBN Type 183

P/N

311831xx

xx=number of poles

2025/04/16

Version: V

Technical Data

This product is a standard product of METZ CONNECT. METZ CONNECT is not aware of the specific intended use of the goods by the Customer or any customers of the Customer. The Customer guarantees that it has fully and sufficiently tested the use of the goods and any product modifications, product changes or product enhancements with regard to the specific intended use in accordance with the state of the art or in any other way. At METZ CONNECT's request, the Customer shall submit and make available meaningful evidence (e.g. test and laboratory protocols, certifications, etc.).



METZ CONNECT GmbH | Im Tal 2 | 78176 Blumberg | Germany

Phone +49 7702 533-0 | Fax +49 7702 533-433

Weitere Dokumentation siehe / additional documentation see /
documentation supplémentaire voir www.metz-connect.com

U | Contact

Data sheet

PT113xxVBBN Type 183

Page 4/7

P/N

311831xx**xx=number of poles**

2025/04/16

Version: V

Accessories

P/N	Designation
720243-01-3	Coding star orange
720243-02-4	Coding star gray

U | Contact

Data sheet

PT113xxVBBN Type 183

Page 5/7

P/N

311831xx

xx=number of poles

2025/04/16

Version: V

Counterpart of

P/N	Designation
311691	RP013xxVBWN Type 169

U | Contact

Data sheet

PT113xxVBBN Type 183

Page 6/7

P/N

311831xx

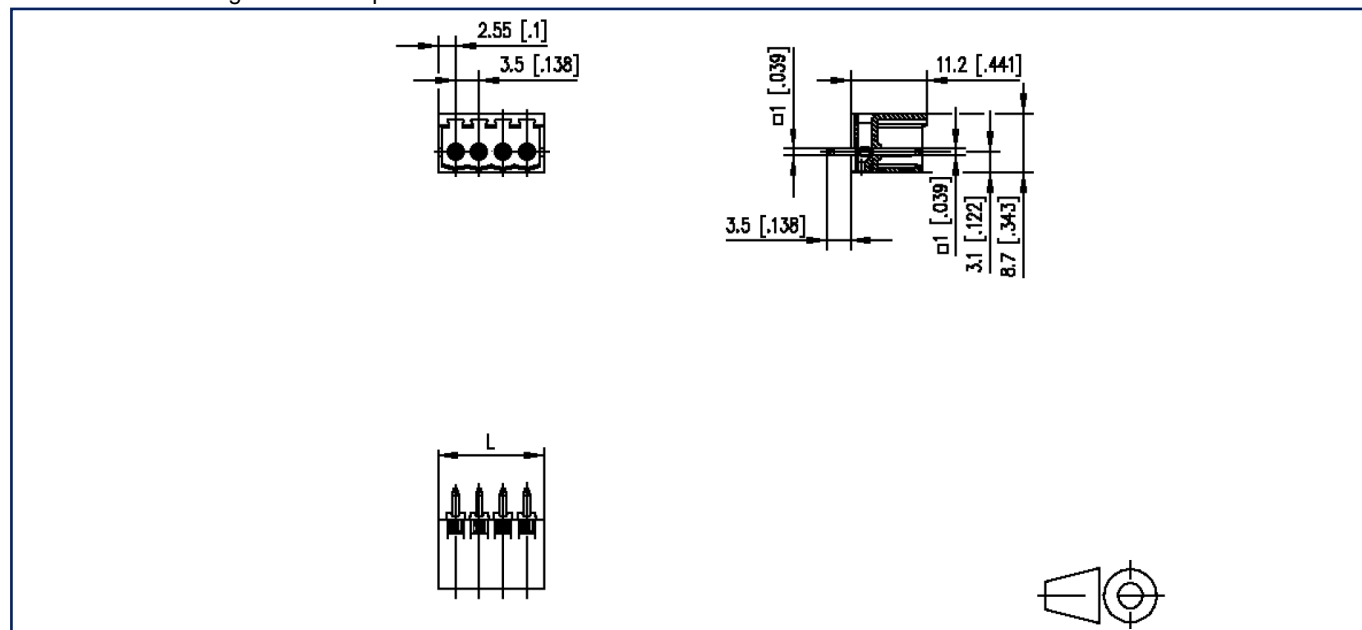
xx=number of poles

2025/04/16

Version: V

Illustrations

Dimensional drawing as an example



$L = (\text{pole size} - 1) \times \text{centerline} + 5.1 \text{ mm} [0.201]$



Illustrations

Drill pattern as an example

