THIS DRAWING IS UNPUBLISHED. RELEASED FOR PUBLICATION -,- .
© COPYRIGHT - By - ALL RIGHTS RESERVED.

LOC	DIST
GP	00

REVISIONS

P	LTR	DESCRIPTION	DATE	DWN	APVD
	D1	REVISED PER ECO-11-005033	23MAR11	RK	HMR

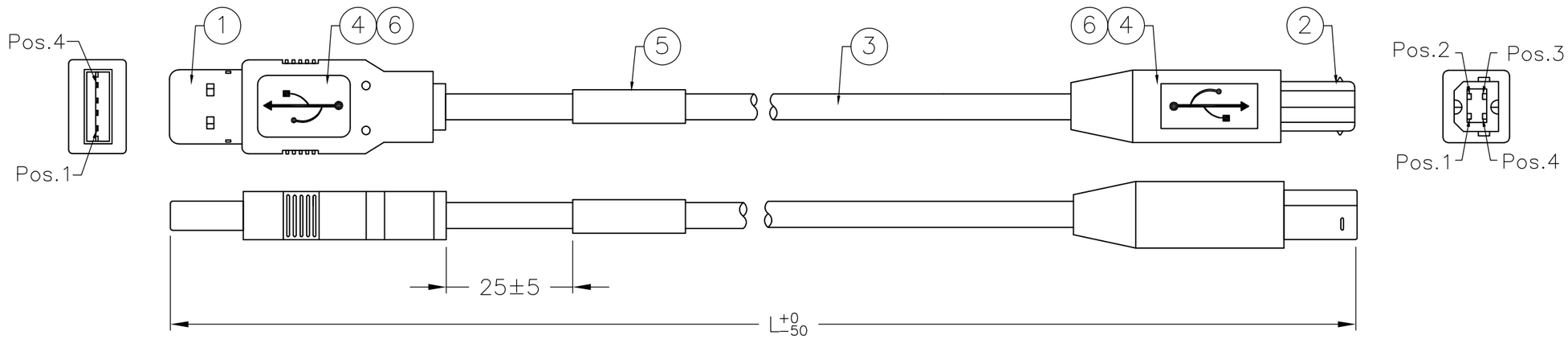

PIN ASSIGNMENT :

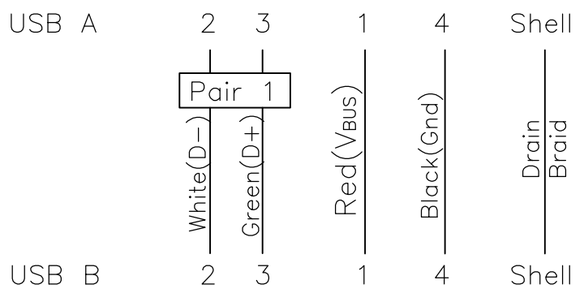

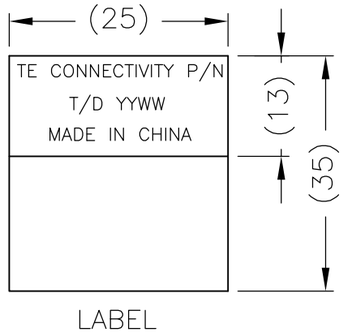

PART NO.	1487595-1	1487595-2	1487595-3
LENGTH(L)	1000	1300	830

NOTES:
1. TESTED FOR CONTINUITY, SHORTS AND OPENS, HI-POT 630V FOR 10MS.
2. CABLE ASSEMBLY MEETS USB 2.0 STANDARDS.
3. EXPOSED CABLE BRAID IS NOT PERMISSIBLE BEYOND OVERMOLD.
4. THE FINAL CABLE ASSEMBLY MAXIMUM LENGTH NOT TO EXCEED 1700MM PER USB SPECIFICATIONS.

-3	-2	-1	U/M	DESCRIPTION	ITEM
AR	AR	AR	MR	COPPER FOIL, W: 5MM	6
1	1	1	PC	LABEL, 25x35mm, White 25x13mm	5
AR	AR	AR	KG	Overmold PVC, 40P, Color: Black(BK01)	4
AR	AR	AR	M1	USB 2.0 Cable 28AWG*1P+26AWG*2C+Al/Mylar +Drain+Braid, Color: Black(BK01), OD: 4.2±0.1mm	3
1	1	1	PC	USB 4Pin Connector Contacts: Gold 30U Plated, Shell: Nickel Plated, Housing UL94V-0 B Type.	2
1	1	1	PC	USB 4Pin Connector Contacts: Gold 30U Plated, Shell: Nickel Plated, Housing UL94V-0 A Type.	1

THIS DRAWING IS A CONTROLLED DOCUMENT.

DIMENSIONS: mm

TOLERANCES UNLESS OTHERWISE SPECIFIED:
0 PLC ± -
1 PLC ± -
2 PLC ± -
3 PLC ± -
4 PLC ± -
ANGLES ± -

MATERIAL -
FINISH -

PRODUCT AND PROCESSING MUST MEET REQUIREMENTS OF TE CONNECTIVITY ENVIRONMENTAL STANDARD TEC-138-702

DWN	BOVEY LIU	25FEB02
CHK	J.HUNT	25FEB02
APVD	J.HUNT	25FEB02
PRODUCT SPEC	—	
APPLICATION SPEC	—	
WEIGHT	—	

TE Connectivity

NAME: CABLE ASSEMBLY, USB A TYPE TO USB B TYPE
—
—

SIZE	CAGE CODE	DRAWING NO	RESTRICTED TO
A3	00779	C-1487595	—

CUSTOMER DRAWING | SCALE N.T.S | SHEET 1 OF 1 | REV D1

1470-19 (3/11)

Downloaded from Arrow.com.