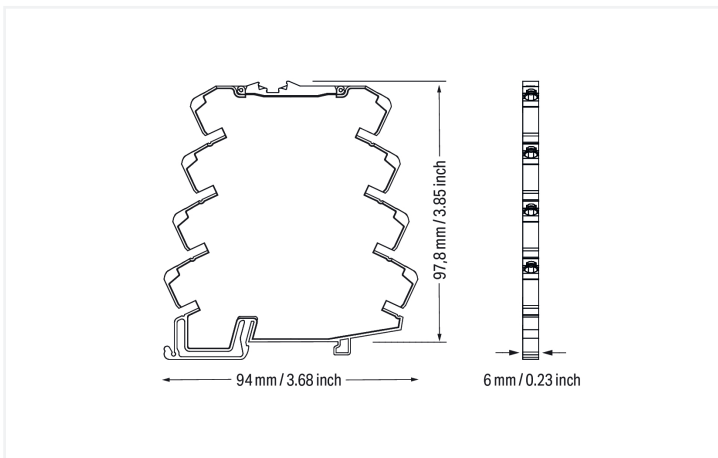
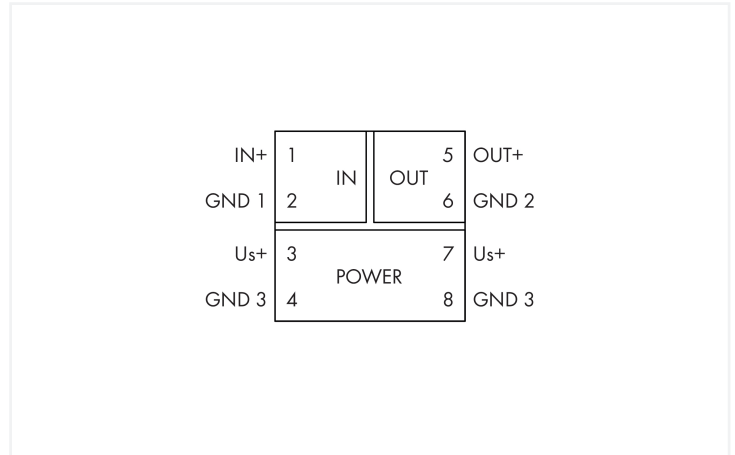



# Data Sheet | Item Number: 857-411

Isolation amplifier; Current input signal; Current output signal; Supply voltage: 24 VDC; 6 mm module width; 2,50 mm<sup>2</sup>

<https://www.wago.com/857-411>



## Short description:

This pre-configured signal conditioner converts, amplifies, filters and electrically isolates analog standard signals.

## Features:

- Input/output: current or voltage signal
- 3-way electrical isolation with 3 kV test voltage

## Notes

### Safety Information

Input and output must be safely isolated from any hazardous live parts!

### Note

The 3 (Us+), 7 (Us+), 4 (GND 3) and 8 (GND 3) connections are internally commoned. Current carrying capacity between 3/4 and 7/8 connections: 1 A (max.)

### Use shielded signal cables!

Only use shielded signal cables for analog input and output signals. This ensures the device maintains its specified accuracy and immunity to interference, even when external disturbances affect the signal cable.

## Technical data

### Configuration

Configuration options	Pre-configured
-----------------------	----------------

### Input

Input signal type	Current
Input signal (current)	0 ... 20 mA 4 ... 20 mA
Input resistance (current input)	≤ 50 Ω
Input current (max.)	50 mA
Input voltage (max.)	30 V

### Output (analog)

Output signal type	Current
Output signal (current)	0 ... 20 mA 4 ... 20 mA
Load impedance (current output)	≤ 600 Ω

### Signal Processing

Limit frequency	100 Hz
Step response (typ.)	3.5 ms

### Measurement Error

Transmission error (typ.)	≤ 0.1 % of upper-range value
Temperature coefficient	≤ 0.01 %/K

### Power Supply

Power supply type	24 VDC (SELV)
Nominal supply voltage $U_S$	24 VDC
Supply voltage range	±30 %
Current consumption at nominal supply voltage	≤ 30 mA

### Operating Data

Current consumption	≤ 40 mA
---------------------	---------

## Safety and protection

Rated Voltage	300 V
Protection type	IP20

### Test voltage

Test voltage (input/output/supply)	3 kVAC; 50 Hz; 1 min
------------------------------------	----------------------

### Insulation coordination

Overvoltage category	II
Pollution degree	2
Insulation type (input IN 2.1/relay output)	Functional insulation
Insulation type (adjacent devices)	Reinforced insulation (safe isolation)

### Connection Data

Connection technology	Push-in CAGE CLAMP®
Solid conductor	0.08 ... 2.5 mm <sup>2</sup> / 28 ... 14 AWG
Fine-stranded conductor	0.34 ... 2.5 mm <sup>2</sup> / 22 ... 14 AWG
Strip length	9 ... 10 mm / 0.35 ... 0.39 inches

### Physical data

Width	6 mm / 0.236 inches
Height	94 mm / 3.701 inches
Depth from upper-edge of DIN-rail	97.8 mm / 3.85 inches

### Mechanical data

Mounting type	DIN-35 rail
---------------	-------------

### Material data

Insulation material (main housing)	Polyamide (PA66)
Flammability class per UL94	V0
Fire load	0.543 MJ
Weight	36.1 g

### Environmental requirements

Ambient temperature (operation)	-25 ... +70 °C
Ambient temperature (storage)	-40 ... +85 °C
Processing temperature	-25 ... +50 °C
Temperature range of connection cable	$\geq (T_{\text{ambient}} + 25 \text{ K})$
Relative humidity	5 ... 95 % (no condensation permissible)
Operating altitude (max.)	2000 m

### Standards and Specifications

Conformity marking	CE
EMC immunity to interference	EN 61000-6-2
EMC emission of interference	EN 61000-6-4
Standards/specifications	EN 61010-1 UL 508

### Commercial data

Product Group	6 (INTERFACE ELECTRONIC)
PU (SPU)	1 pcs
Packaging type	Bag
Country of origin	DE
GTIN	4045454471224
Customs tariff number	85437090300

### Product Classification

UNSPSC	39121008
eCl@ss 10.0	27-21-01-20
eCl@ss 9.0	27-21-01-20
ETIM 9.0	EC002653
ETIM 10.0	EC002653
ECCN	NO US CLASSIFICATION

Environmental Product Compliance	
CAS-No.	1303-86-2 1317-36-8 7439-92-1 75980-60-8
REACH Candidate List Substance	Diboron trioxide Lead Lead monoxide Phosphine oxide, diphenyl(2,4,6-trimethylbenzoyl)-
RoHS Compliance Status	Compliant,With Exemption
RoHS Exemption	6(c) 7(a) 7(c)-I 7(c)-II
SCIP notification number (Austria)	e1a379a9-9a12-43c5-ba97-78cd431a5012
SCIP notification number (Belgium)	a3504f54-5762-4675-86e4-06b3a5cee394
SCIP notification number (Bulgaria)	329d10ce-3573-4f6f-967f-f227f641d686
SCIP notification number (Czech Republic)	ccbda9d3-1048-44d4-b2ae-66419bd577c0
SCIP notification number (Denmark)	2e5f76a3-2103-4880-b174-4de45b1ae8e4
SCIP notification number (Finland)	32b6734a-1a59-449b-93fd-5bd651f6e1b1
SCIP notification number (France)	162cb9fc-1c93-4dec-8237-9d60232fce19
SCIP notification number (Germany)	d027a0a8-794c-4140-8453-02e9ad261de5
SCIP notification number (Hungary)	e3e4fe82-951e-453c-8d9a-1e47f1e3b45c
SCIP notification number (Italy)	69b859ca-7aa5-448e-9028-7034acee6015
SCIP notification number (Netherlands)	4cbf5e0d-e6fb-4d36-8761-6888a0c18909
SCIP notification number (Poland)	64e2711a-5664-4183-950a-3a8d9900da84
SCIP notification number (Romania)	672a7a97-23dc-4e7b-9b3a-6261443cdd1a
SCIP notification number (Sweden)	da991a9a-9ad1-499b-aab2-d2200958a2cc

**Approvals / Certificates**

**General approvals**



Approval	Standard	Certificate Name
EAC GZO Almaty Standart	TP TC 020/2011	EAC CoC 03081
UL Underwriters Laboratories Inc. (ORDINARY LOCATIONS)	UL 508	E175199 Sec.4

**Declarations of conformity and manufacturer's declarations**

Approval	Standard	Certificate Name
EU-Declaration of Conformity WAGO GmbH & Co. KG	-	-
UK-Declaration of Conformity WAGO GmbH & Co. KG	-	-

**Approvals for marine applications**



Approval	Standard	Certificate Name
BV Bureau Veritas S.A.	Rules for class. of Steel Ships	40179_B0
DNV DNV Germany GmbH	DNV-CG-0339,Aug.2021	TAA00001D1
PRS Polski Rejestr Statków	-	TE/1098/880590/23

**Approvals for hazardous areas**



Approval	Standard	Certificate Name
ATEX TUEV Nord Cert GmbH	EN 60079-0	TUEV14ATEX112692X (II 3G Ex ec IIC T4 Gc)
CCC CNEX	CNCA-C23-01	2020312310000210 (Ex ec IIC T4 Gc)
IECEX TUEV Nord Cert GmbH	-	IECEX TUN14.0030X
UKEx WAGO GmbH & Co. KG	EN 60079-0	WAGO22UKEX004X
UL Underwriters Laboratories Inc. (HAZARDOUS LOCATIONS)	ANSI/ISA 12.12.01	E198726

**Downloads**

**Environmental Product Compliance**

<b>Compliance Search</b>			
Environmental Product Compliance 857-411			<a href="#">↓</a>

**Documentation**

<b>Bid Text</b>			
857-411	18.07.2019	xml 5.25 KB	<a href="#">↓</a>
857-411	18.07.2019	docx 17.87 KB	<a href="#">↓</a>
857-411	18.07.2019	pdf 72.03 KB	<a href="#">↓</a>

<b>Instruction Leaflet</b>			
CCC Ex (Additional information)	26.04.2023	pdf 140.99 KB	<a href="#">↓</a>
Messumformer und Trennverstärker	V 1.2.1 21.01.2020	pdf 1589.43 KB	<a href="#">↓</a>

**CAD/CAE-Data**

<b>CAD data</b>	
2D/3D Models 857-411	<a href="#">↓</a>

<b>CAE data</b>	
EPLAN Data Portal 857-411	<a href="#">↓</a>
WSCAD Universe 857-411	<a href="#">↓</a>
ZUKEN Portal 857-411	<a href="#">↓</a>

**1 Compatible Products**

**1.1 Optional Accessories**

**1.1.1 Installation**

**1.1.1.1 Mounting accessories**



**Item No.: 249-117**  
Screwless end stop; 10 mm wide; for DIN-rail 35 x 15 and 35 x 7.5; gray

**Item No.: 249-197**  
Screwless end stop; 14 mm wide; for DIN-rail 35 x 15 and 35 x 7.5; gray

**Item No.: 249-116**  
Screwless end stop; 6 mm wide; for DIN-rail 35 x 15 and 35 x 7.5; gray

**1.1.2 Interface module**

**1.1.2.1 Interface adapters**



**Item No.: 857-980**  
Interface adapter; 16-pole; analog

1.1.3 Jumper

1.1.3.1 Jumper



[Item No.: 281-482](#)

Jumper; 2-way; insulated; gray



[Item No.: 859-410/000-006](#)

Jumper; for jumper slot; 10-way; insulated; blue



[Item No.: 859-410](#)

Jumper; for jumper slot; 10-way; insulated; light gray



[Item No.: 859-410/000-005](#)

Jumper; for jumper slot; 10-way; insulated; red



[Item No.: 859-410/000-029](#)

Jumper; for jumper slot; 10-way; insulated; yellow



[Item No.: 859-402/000-006](#)

Jumper; for jumper slot; 2-way; insulated; blue



[Item No.: 859-402](#)

Jumper; for jumper slot; 2-way; insulated; light gray



[Item No.: 859-402/000-005](#)

Jumper; for jumper slot; 2-way; insulated; red



[Item No.: 859-402/000-029](#)

Jumper; for jumper slot; 2-way; insulated; yellow



[Item No.: 859-403/000-006](#)

Jumper; for jumper slot; 3-way; insulated; blue



[Item No.: 859-403](#)

Jumper; for jumper slot; 3-way; insulated; light gray



[Item No.: 859-403/000-005](#)

Jumper; for jumper slot; 3-way; insulated; red



[Item No.: 859-403/000-029](#)

Jumper; for jumper slot; 3-way; insulated; yellow



[Item No.: 859-404/000-006](#)

Jumper; for jumper slot; 4-way; insulated; blue



[Item No.: 859-404](#)

Jumper; for jumper slot; 4-way; insulated; light gray



[Item No.: 859-404/000-005](#)

Jumper; for jumper slot; 4-way; insulated; red



[Item No.: 859-404/000-029](#)

Jumper; for jumper slot; 4-way; insulated; yellow



[Item No.: 859-405/000-006](#)

Jumper; for jumper slot; 5-way; insulated; blue



[Item No.: 859-405](#)

Jumper; for jumper slot; 5-way; insulated; light gray



[Item No.: 859-405/000-005](#)

Jumper; for jumper slot; 5-way; insulated; red



[Item No.: 859-405/000-029](#)

Jumper; for jumper slot; 5-way; insulated; yellow



[Item No.: 859-406/000-006](#)

Jumper; for jumper slot; 6-way; insulated; blue



[Item No.: 859-406](#)

Jumper; for jumper slot; 6-way; insulated; light gray



[Item No.: 859-406/000-005](#)

Jumper; for jumper slot; 6-way; insulated; red



[Item No.: 859-406/000-029](#)

Jumper; for jumper slot; 6-way; insulated; yellow



[Item No.: 859-407/000-006](#)

Jumper; for jumper slot; 7-way; insulated; blue



[Item No.: 859-407](#)

Jumper; for jumper slot; 7-way; insulated; light gray



[Item No.: 859-407/000-005](#)

Jumper; for jumper slot; 7-way; insulated; red



[Item No.: 859-407/000-029](#)

Jumper; for jumper slot; 7-way; insulated; yellow



[Item No.: 859-408/000-006](#)

Jumper; for jumper slot; 8-way; insulated; blue



[Item No.: 859-408](#)

Jumper; for jumper slot; 8-way; insulated; light gray



[Item No.: 859-408/000-005](#)

Jumper; for jumper slot; 8-way; insulated; red



[Item No.: 859-408/000-029](#)

Jumper; for jumper slot; 8-way; insulated; yellow



[Item No.: 859-409/000-006](#)

Jumper; for jumper slot; 9-way; insulated; blue



[Item No.: 859-409](#)

Jumper; for jumper slot; 9-way; insulated; light gray



[Item No.: 859-409/000-005](#)

Jumper; for jumper slot; 9-way; insulated; red



[Item No.: 859-409/000-029](#)

Jumper; for jumper slot; 9-way; insulated; yellow

1.1.4 Marking

1.1.4.1 Marker

<p><b>Item No.: 793-5501</b> WMB marking card; as card; for terminal block width 5 - 17.5 mm; stretchable 5 - 5.2 mm; plain; snap-on type; white</p>	<p><b>Item No.: 793-502</b> WMB marking card; as card; MARKED; 1 ... 10 (10x); not stretchable; Horizontal marking; snap-on type; white</p>	<p><b>Item No.: 793-566</b> WMB marking card; as card; MARKED; 1 ... 50 (2x); not stretchable; Horizontal marking; snap-on type; white</p>	<p><b>Item No.: 793-503</b> WMB marking card; as card; MARKED; 11 ... 20 (10x); not stretchable; Horizontal marking; snap-on type; white</p>
<p><b>Item No.: 793-504</b> WMB marking card; as card; MARKED; 21 ... 30 (10x); not stretchable; Horizontal marking; snap-on type; white</p>	<p><b>Item No.: 793-505</b> WMB marking card; as card; MARKED; 31 ... 40 (10x); not stretchable; Horizontal marking; snap-on type; white</p>	<p><b>Item No.: 793-506</b> WMB marking card; as card; MARKED; 41 ... 50 (10x); not stretchable; Horizontal marking; snap-on type; white</p>	<p><b>Item No.: 793-501</b> WMB marking card; as card; not stretchable; plain; snap-on type; white</p>
<p><b>Item No.: 2009-115</b> WMB-Inline; for Smart Printer; 1500 pieces on roll; stretchable 5 - 5.2 mm; plain; snap-on type; white</p>			

1.1.4.2 Marking strip

**Item No.: 2009-110**  
Marking strips; for Smart Printer; on reel; not stretchable; plain; snap-on type; white

1.1.5 Power supply

1.1.5.1 Power Supply

**Item No.: 787-2852**  
Switched-mode power supply; 1-phase; 24 VDC output voltage; 1 A output current

1.1.6 Terminal blocks

1.1.6.1 Supply module

**Item No.: 857-979**  
Supply and through module

1.1.6.2 Through terminal block

**Item No.: 857-979**  
Supply and through module

## 1.1.7 Tool

### 1.1.7.1 Operating tool




**Item No.: 210-720**

Operating tool; Blade: 3.5 x 0.5 mm; with a partially insulated shaft; multicoloured

## Installation Notes

### Commoning



Commoning, not discrete wiring – Same outline allows use of a single in-line, push-in jumper.