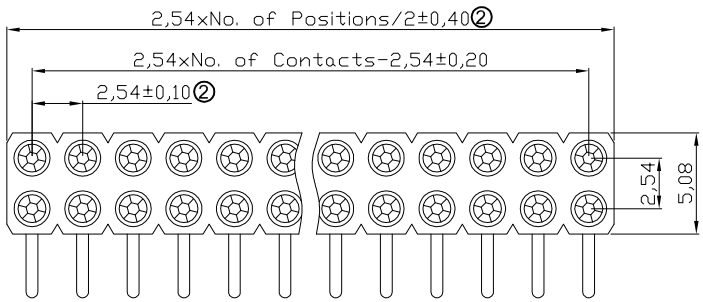

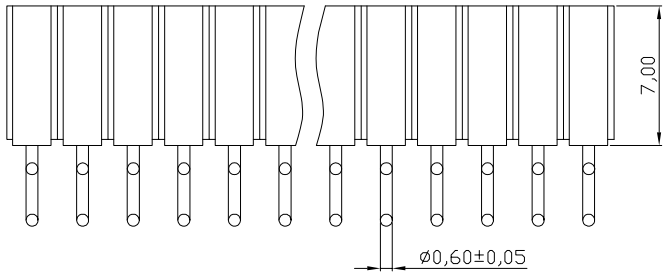

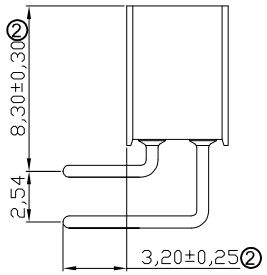

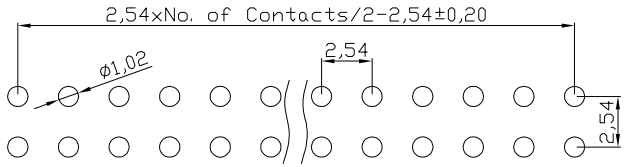

P.C.B. LAYOUT

Technical Data

Material:

Pin(outer sleeve): Brass, machined, CuZn38Pb2
Clip(contact 6 finger): Beryllium copper, heat treated
Plating Pin(outer sleeve): 2um/80u" nickel, 5um/200u" Tin
Plating Clip(contact 6 finger): 2um/80u" nickel, Gold flash
Insulator body(housing): PPS UL94V-0 Black

Electrical

Current rating: 3 Amps/contact max.
Contact resistance: ≦4mΩ/contact
Insulation resistance: ≧10000MΩ at 500VAC
Voltage rating: 100 VRMS/150VDC

Mechanical

Average insertion force steel pin of Ø0.66mm/0.026": <140g
Average withdrawal force steel pin of Ø0.66mm/0.026": >25g min.
Mechanical life cycle: min. 200
Operating temperature: -40°C to +105°C
Soldering temperature: +260°C, 10s max.

③Package: Tube

RoHS compliant

Unit: mm

Scale	Free						Date	Name	Customer-No.
TOLERANCE						Drawn	08.01.2009	Rale	
X.	±0.50					Approved	27.02.2017	Amy	ASSMANN WSW-No. AWDA 127-xx/Z-HP
X.X	±0.30								
X.XX	±0.20	③	Update the package	27.02.2017	Amy				Drawing-No. ASS 3302 CO rev03
DIM	TOL	②	Update to new drawing	10.08.2016	Amy				
		①	Drawn	08.01.2009	Rale				
Angle	±5°								Replace / Sheet
Angle	TOL	Id.	Modification	Date	Name				

ASSMANN WSW components

SV1338

Downloaded from Arrow.com.