



Material data	
Fire load	0 MJ
Weight	35.3 g

Commercial data	
Product Group	2 (Terminal Block Accessories)
PU (SPU)	5 (5) pcs
Packaging type	Box
Country of origin	DE
GTIN	4066966600957
Customs tariff number	34039900000

Product Classification	
UNSPSC	31201602
eCl@ss 10.0	27-14-11-92
eCl@ss 9.0	27-14-11-92
ETIM 9.0	EC002848
ETIM 8.0	EC002848
ECCN	NO US CLASSIFICATION

Environmental Product Compliance	
RoHS Compliance Status	Compliant,No Exemption



Downloads

Environmental Product Compliance

Compliance Search

Environmental Product Compliance 249-130

↓

Documentation

Safety Data Sheet

Connection of aluminum conductors

pdf

236.24 KB

↓

Bid Text

249-130

17.05.2017

doc

23.50 KB

↓

249-130

19.02.2019

xml

2.49 KB

↓

CAD/CAE-Data


CAE data

EPLAN Data Portal 249-130

↓

Installation Notes


Application



WAGO Rail-Mount Terminal Blocks (up to 4 mm²/12 AWG)
For each conductor entry: Insert nozzle of the "Alu-Plus" syringe in every open conductor entry hole (one after the other).


Press plunger down **until "Alu-Plus" has filled all conductor entry holes.**

Application



WAGO Lighting Connectors


Push nozzle of the "Alu-Plus" syringe first into the circular entry and then into the square conductor entry hole of the WAGO Lighting Connector.




Press the plunger down **until "Alu-Plus" has filled both entry holes.**

Note: Not suitable for higher temperature applications!

Application



1. Push nozzle of the "Alu-Plus" syringe into every open conductor entry hole (one after the other).



2. Press plunger down until "Alu-Plus" has filled all conductor entry holes.