

MLG0603P2N0BTD25



Applications	Automotive Grade
Feature	AEC-Q200
	Multilayer
	Non-Magnetic Core (Dielectric Ceramic)
	High Q
Series Type	MLG-P
Status	Production
Brand	TDK



Size	
Length(L)	0.60mm ±0.03mm
Width(W)	0.30mm ±0.03mm
Thickness Height	0.30mm ±0.03mm
Recommended Land Pattern (A)	0.25mm Nom.
Recommended Land Pattern (B)	0.30mm Nom.
Recommended Land Pattern (C)	0.30mm Nom.

Electrical Characteristics	
Inductance	2nH ±0.1nH at 500MHz
Rated Current	600mA
DC Resistance [Typ.]	30mΩ
DC Resistance [Max.]	100mΩ
Self Resonant Frequency [Min.]	8.5GHz
Self Resonant Frequency [Typ.]	10.1GHz
Q [Min.]	14 at 500MHz
Q [Typ.]	19 at 500MHz

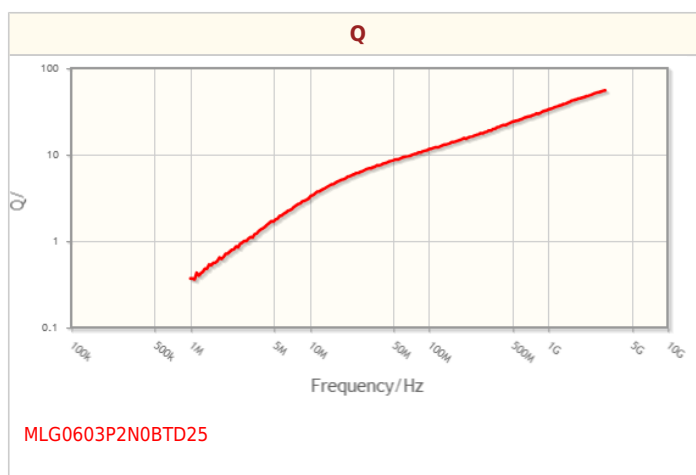
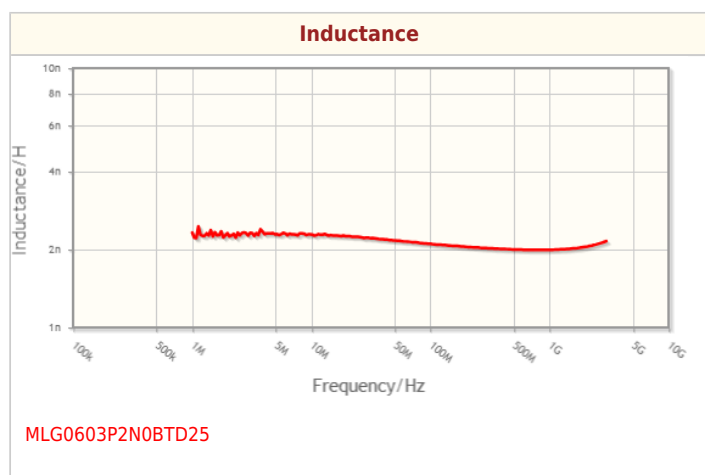
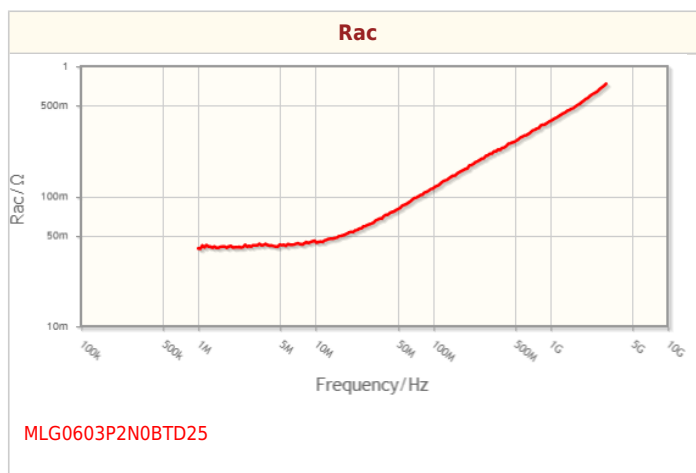
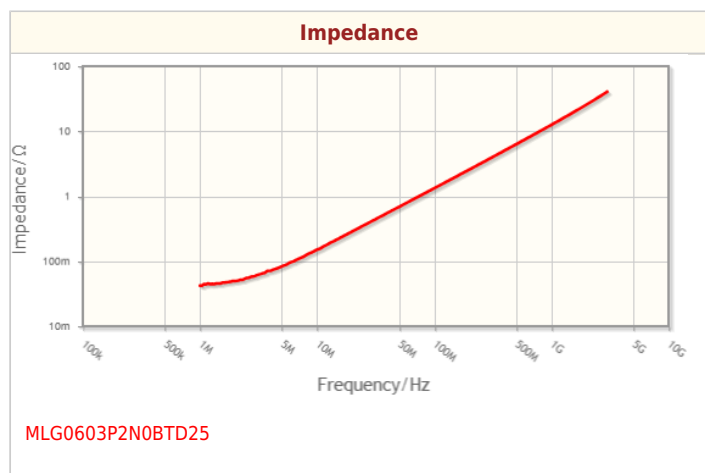
Other	
Operating Temp. Range	-55 to 125°C
Soldering Method	Reflow
AEC-Q200	YES
Packing	Punched (Paper)Taping [180mm Reel, Tape width 8mm]
Package Quantity	15000pcs
Weight	0.0002g

! Images are for reference only and show exemplary products.
! This PDF document was created based on the data listed on the TDK Corporation website.
! All specifications are subject to change without notice.

MLG0603P2N0BTD25



Characteristic Graphs(This is reference data, and does not guarantee the products characteristics.)



MLG0603P2N0BTD25



Associated Images

