D Series
Miniature Snap-in Power Rocker Switches



Description

The D series are miniature snap-in power rocker switches that are commonly used by designers of small appliance, computer and peripheral or medical instrumentation products. The D series switches feature both momentary and maintained models, PC and quick connect terminals – and have an available recessed bracket, helping to prevent accidental actuation.

Features & Benefits

- Momentary and maintained models
- PC and quick connect terminals
- Recessed bracket available — prevents accidental actuation
- RoHS compliant
- Gold plated options available

Applications

- Small appliances
- Computers and peripherals
- Medical instrumentation

Agency Approvals

Agency	Agency File Number
c UL us	E42363

Contact Rating

Part Number	GP (general purpose)	R (resistive)
D102	4 amps 125 VAC 50/60 Hz T85 10,000 cycles 2 amps 250 VAC 50/60 Hz T85 10,000	4 amps 30 VDC T85 10,000 cycles
D501, D502, D602	10 amps 125 VAC 50/60 Hz T85 10,000 cycles 5 amps 250 VAC 50/60 Hz T85 10,000	10 amps 30 VDC T85 10,000 cycles

Notes:
0.4VA @ 20V AC/DC (gold plating) available upon request

Specifications

Electrical Life	10,000 make-and-break cycles at full load.
Dielectric Strength	1,000 Vrms min. @ sea level.
Insulation Resistance	10^9 Ω min.

Materials

Actuator & Housing	6/6 nylon (UI 94V-2) color black, finish: matte.
Movable Contacts	D10X Model: Copper, silver plated. D50X and D60X Models: Coin silver, silver plated.
Stationary Contacts and Terminals	Copper or brass, silver plated
Contact Spring	Music wire or stainless steel.
Operating Temperature	-30°C to 65°C

Notes:
Specifications and materials listed above are for standard switches. For information on specific and custom switches, consult Customer Service Center.

© 2026 Littelfuse, Inc.
Specifications are subject to change without notice.
Revised: GK 08/03/26

Downloaded from Arrow.com.

D Series
Miniature Snap-in Power Rocker Switches

Ordering Number

To order, simply select desired option from each category and place in the appropriate box. For additional options not shown in catalog, consult Customer Service Center.

Dxxx - J1 - 2 - xx - xx - x - QA

Switch Function
D102: SPST, On-None-Off
D501: SPDT, On-None-On
D502: SPST, On-None-Off
D602: DPST, On-None-Off

Actuator
J1: Rocker

Actuator Color
2: Black

Mounting Style/Color
S2: Snap-in, black
B2: Recessed snap-in actuator guard, black

Terminations
15: Quick connect
A: Right angle, PC thru-hole
05: Twisted quick connect

Actuator Marking
NONE: No marking
D: ON-OFF
H: O |
P: O –

Contact Material
QA: Silver

Switch Function

SPDT

No. Poles	Model No.	Amp Rating[1]	Switch Function (C&K marking on opposite side)			Connected Terminals			Schematic
			POS.1	POS.2	POS.3	POS.1	POS.2	POS. 3	
SP	D102 D502	4 10	ON	NONE	OFF	1-1A	N/A	OPEN	SPST 1 1A
	D501	4 10	ON	NONE	ON	1-1A	N/A	1-1B	SPDT 1 1A 1B

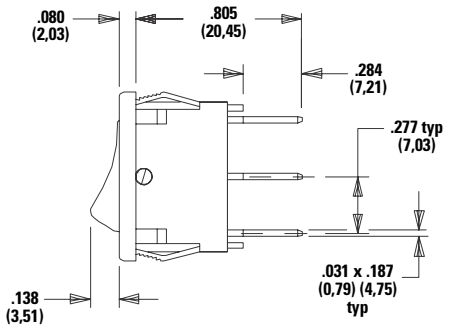

Actuator Shown in Position 1

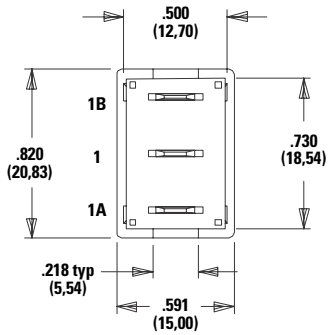

Terminal NOS.
For Ref. Only

Part number shown: D101J12S215QA

© 2026 Littelfuse, Inc.
Specifications are subject to change without notice.
Revised: GK 08/03/26

Downloaded from Arrow.com.

D Series
Miniature Snap-in Power Rocker Switches

DPDT

No. Poles	Model No.	Amp Rating[1]	Switch Function (C&K marking on opposite side) POS.1	POS.2	POS.3	Connected Terminals POS.1	POS.2	POS. 3	Schematic
DP	D602	4 10	ON	NONE	OFF	1-1A, 2-2A	N/A	OPEN	DPST 1 2 1A 2A

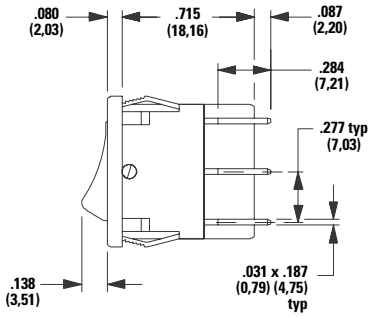

Actual Shown Position 1

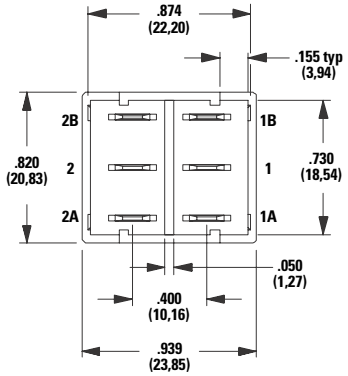

Terminal NOS.
For Ref. only

Notes: MOM. = Momentary
1. AMP RATING: see page 1 See CONTACT MATERIALS, page 5.

Actuator and Actuator Color

J1 Rocker
SP

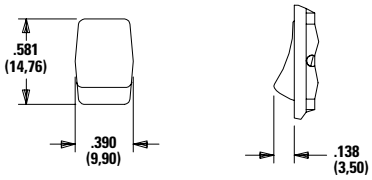

DP

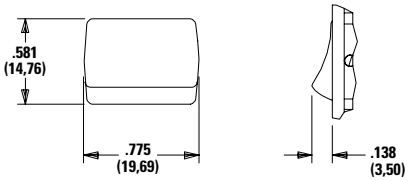

Actuator

Option Code	Actuator Color
2	Black

Note: Actuator finish: matte. Other colors available, consult Customer Service Center.

© 2026 Littelfuse, Inc.
Specifications are subject to change without notice.
Revised: GK 08/03/26

Downloaded from Arrow.com.

D Series
Miniature Snap-in Power Rocker Switches

Mounting Style/Color

S2 Snap-in, Black

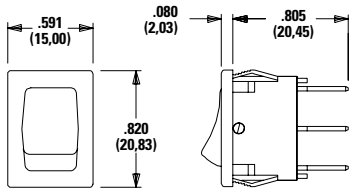

Note: Frame finish on housing: matte. Other colors available, consult Customer Service Center.

B2 Recessed Snap-in Actuator Guard, Black

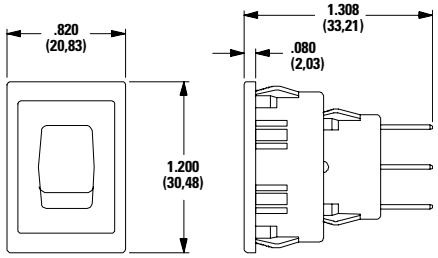

Note: Vertical mount, SP models only.

Panel Mounting

Panel Thickness	DIM 'A' SP & DP Models 'S' Mounting Style	DIM 'A' With 'G2' Option SP Models Only	DIM 'A' SP Models 'B' Mounting Style
0.030–0.049 (0.76) (1.24)	0.756 (19.20)	0.764 (19.41)	1.068 (27.13)
0.049–0.079 (1.24) (2.01)	0.764 (19.41)	0.780 (19.81)	1.076 (27.33)
0.079–0.118 (2.01) (3.00)	0.780 (19.81)	N/A	1.092 (27.74)

Panel Mounting

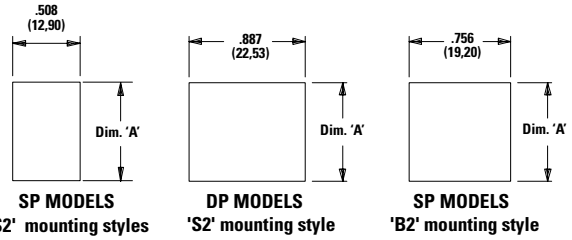

Note: Blank insert available for SP models only.

© 2026 Littelfuse, Inc.
Specifications are subject to change without notice.
Revised: GK 08/03/26

Downloaded from Arrow.com.

D Series
Miniature Snap-in Power Rocker Switches

Terminations

A Right Angle, PC Thru-hole

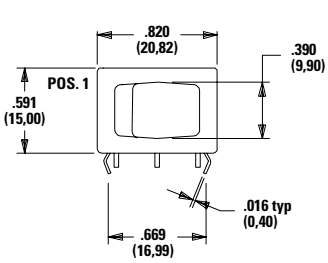

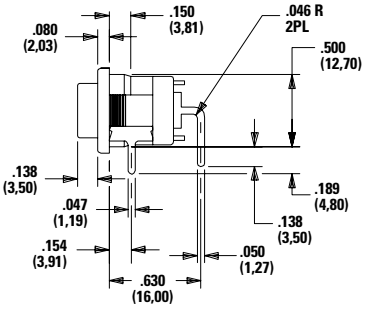

Available with D102, D501, D502 SP models only.

PC Mounting

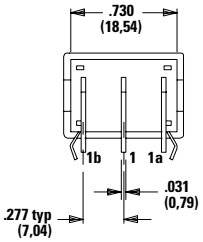

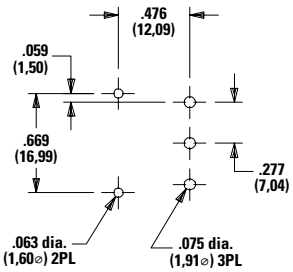

15 Quick Connect

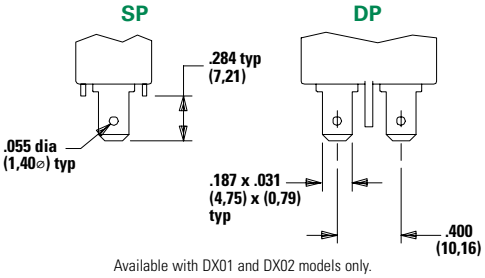

Available with DX01 and DX02 models only.

05 Twisted Quick Connect

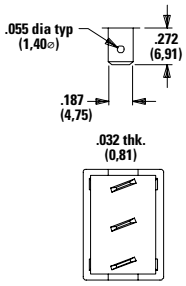

Note: Terminals are twisted.

Actuators

None No Marking	D On-Off	H O |	P O –
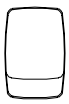			

Notes: D, H and P marking options: marking color white, standard for all actuator colors except white. Black marking color, standard for white actuators. Consult Customer Service Center for other available marking colors.

Contact Material

Option Code	Contact and Terminal Material	Ratings
QA	Silver[1]	D102, GP (general purpose) 4 amps 125 VAC 50/60 Hz T85 10,000 cycles, 2 amps 250 VAC 50/60 Hz T85 10,000 cycles R (resistive), 4 amps 30 VDC T85 10,000 cycles, D501, D502, D602, GP (general purpose) 10 amps 125 VAC 50/60 Hz T85 10,000 cycles, 5 amps 250 VAC 50/60 Hz T85 10,000 cycles R (resistive) 10 amps 30 VDC T85 10,000 cycles

Notes:
1. Movable Contact: D10X Model: Copper, silver plated. D50X and D60X Models: Coin silver, silver plated.
2. Stationary Contacts & Terminals: Copper or brass, silver plated.

0.4VA @ 20V AC/DC Gold plated options avilable contact Customer Service. c UL us

© 2026 Littelfuse, Inc.
Specifications are subject to change without notice.
Revised: GK 08/03/26

Downloaded from Arrow.com.

D Series
Miniature Snap-in Power Rocker Switches

Available Hardware

Insert SP Only

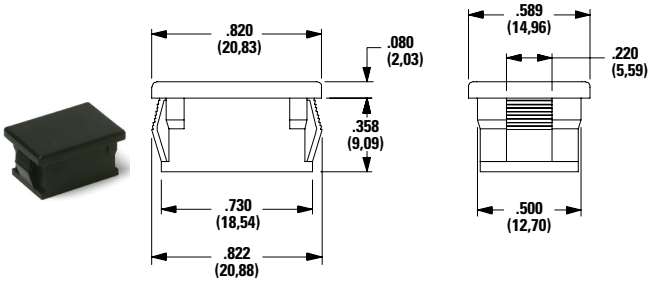

Part No. 057190200 Black
Material: Nylon 6/6
Finish: Matte

Recessed Actuator Guard, SP Only



Part No. 599D02000 Black
Material: 6/6 Nylon
Finish: Matte

Actuator Guard

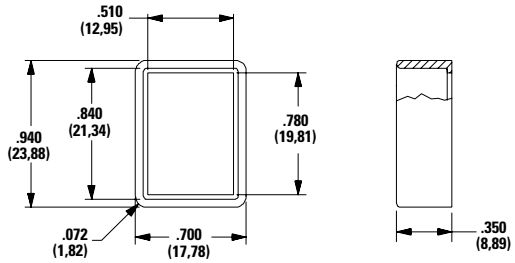

Part No. 104C22000
Material: PBT thermoplastic
Finish: Matte

Boot

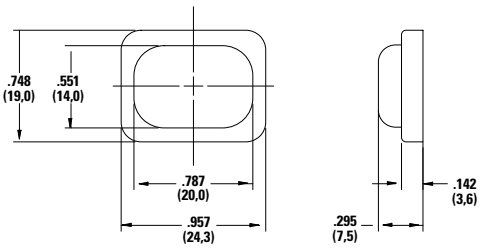

Part No. 216C00000
IP54 Splash Proof Rubber Boot

Disclaimer Notice - Information furnished is believed to be accurate and reliable. However, users should independently evaluate the suitability of and test each product selected for their own applications. Littelfuse products are not designed for, and may not be used in, all applications. Read complete Disclaimer Notice at http://www.littelfuse.com/disclaimer-electronics.

© 2026 Littelfuse, Inc.
Specifications are subject to change without notice.
Revised: GK 08/03/26

Downloaded from Arrow.com.