


Data Sheet | Item Number: 232-642

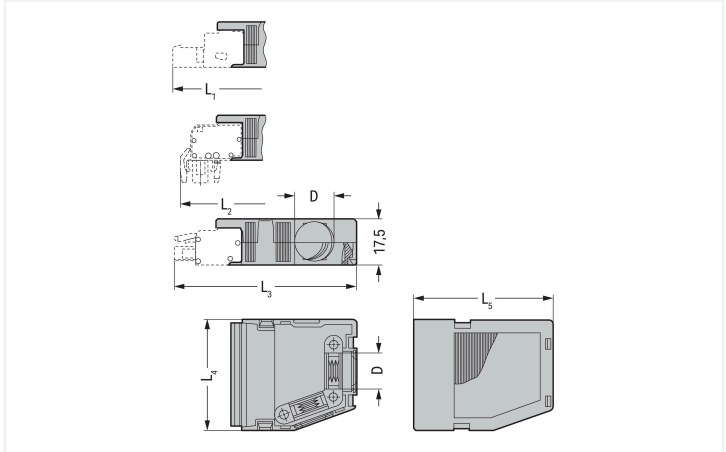
Strain relief housing; for female and male connectors; 2 parts; Pin spacing 5.08 mm; 12-pole; orange

<https://www.wago.com/232-642>



Color: ■ orange

Similar to illustration



Dimensions in mm  
2- to 3-pole; only suitable for cable ties; 1 cable outlet (rear side); max. 3.6 mm cable tie width  
4- to 6-pole; suitable for cable clamp; 1 x cable outlet (rear side)  
7- to 8-pole; suitable for cable clamp; 1 x cable outlet (rear side) and 1 x cable outlet (side); 1 cover (included)  
9- to 16-pole; suitable for cable clamp; 1 x cable outlet (rear side) and 2 x cable outlets (side); 2 covers (included)  
Cable ties and binding tools are not offered by WAGO.

- Suitable for cable clamp
- 1 x cable outlet (rear side)
- 2 x cable outlet (side)
- 2 covers included

Connection data	
Connection 1	
Pole number	12

Physical data	
Pin spacing	5.08 mm / 0.2 inches
Width	64 mm / 2.48 inches
Height	17.5 mm / 0.689 inches
Depth	54 mm / 2.126 inches

Mechanical data	
Suitable	for standard male and female connectors

Material data	
Note (material data)	<a href="#">Information on material specifications can be found here</a>
Color	orange
Material group	I
Insulation material (main housing)	Polyamide (PA66)
Flammability class per UL94	V0
Fire load	0.662 MJ
Weight	19.3 g



Commercial data		
Product Group	3 (Multi Conn. System)	
PU (SPU)	25 pcs	
Packaging type	Box	
Country of origin	DE	
GTIN	4017332200363	
Customs tariff number	39269097900	


Product Classification		
UNSPSC	39121421	
eCl@ss 10.0	27-14-11-92	
eCl@ss 9.0	27-44-04-92	
ETIM 9.0	EC002848	
ETIM 8.0	EC002848	
ECCN	NO US CLASSIFICATION	

Environmental Product Compliance		
RoHS Compliance Status	Compliant,No Exemption	

### Approvals / Certificates

General approvals			Approvals for marine applications		
					
Approval	Standard	Certificate Name	Approval	Standard	Certificate Name
UL UL International Germany GmbH	UL 1977	E45171	ABS American Bureau of Ship- ping	-	19-HG15869876-PDA

### Downloads

Environmental Product Compliance		
Compliance Search		
Environmental Product Compliance 232-642		

### Documentation

Additional Information			
Technical Section	03.04.2019	pdf 2027.26 KB	



CAD/CAE-Data

CAE data

EPLAN Data Portal  
232-642

↓

1 Compatible Products

1.1 Optional Accessories

1.1.1 Installation

1.1.1.1 Mounting accessories



Item No.: 209-173  
Fixing screw; for cable clamp; 7 or more poles

1.1.2 Marking

1.1.2.1 Marker



Item No.: 793-5501/000-006  
WMB marking card; as card; for terminal block width 5 - 17.5 mm; stretchable 5 - 5.2 mm; plain; snap-on type; blue



Item No.: 793-5501/000-014  
WMB marking card; as card; for terminal block width 5 - 17.5 mm; stretchable 5 - 5.2 mm; plain; snap-on type; brown



Item No.: 793-5501/000-007  
WMB marking card; as card; for terminal block width 5 - 17.5 mm; stretchable 5 - 5.2 mm; plain; snap-on type; gray



Item No.: 793-5501/000-023  
WMB marking card; as card; for terminal block width 5 - 17.5 mm; stretchable 5 - 5.2 mm; plain; snap-on type; green



Item No.: 793-5501/000-017  
WMB marking card; as card; for terminal block width 5 - 17.5 mm; stretchable 5 - 5.2 mm; plain; snap-on type; light green



Item No.: 793-5501/000-012  
WMB marking card; as card; for terminal block width 5 - 17.5 mm; stretchable 5 - 5.2 mm; plain; snap-on type; orange



Item No.: 793-5501/000-005  
WMB marking card; as card; for terminal block width 5 - 17.5 mm; stretchable 5 - 5.2 mm; plain; snap-on type; red



Item No.: 793-5501/000-024  
WMB marking card; as card; for terminal block width 5 - 17.5 mm; stretchable 5 - 5.2 mm; plain; snap-on type; violet



Item No.: 793-5501  
WMB marking card; as card; for terminal block width 5 - 17.5 mm; stretchable 5 - 5.2 mm; plain; snap-on type; white



Item No.: 793-5501/000-002  
WMB marking card; as card; for terminal block width 5 - 17.5 mm; stretchable 5 - 5.2 mm; plain; snap-on type; yellow



Item No.: 793-501/000-006  
WMB marking card; as card; not stretchable; plain; snap-on type; blue



Item No.: 793-501/000-007  
WMB marking card; as card; not stretchable; plain; snap-on type; gray



Item No.: 793-501/000-023  
WMB marking card; as card; not stretchable; plain; snap-on type; green



Item No.: 793-501/000-017  
WMB marking card; as card; not stretchable; plain; snap-on type; light green



Item No.: 793-501/000-012  
WMB marking card; as card; not stretchable; plain; snap-on type; orange



Item No.: 793-501/000-005  
WMB marking card; as card; not stretchable; plain; snap-on type; red



Item No.: 793-501/000-024  
WMB marking card; as card; not stretchable; plain; snap-on type; violet



Item No.: 793-501  
WMB marking card; as card; not stretchable; plain; snap-on type; white



Item No.: 793-501/000-002  
WMB marking card; as card; not stretchable; plain; snap-on type; yellow



Item No.: 2009-115/000-006  
WMB-Inline; for Smart Printer; 1500 pieces on roll; stretchable 5 - 5.2 mm; plain; snap-on type; blue



Item No.: 2009-115/000-007  
WMB-Inline; for Smart Printer; 1500 pieces on roll; stretchable 5 - 5.2 mm; plain; snap-on type; gray



Item No.: 2009-115/000-023  
WMB-Inline; for Smart Printer; 1500 pieces on roll; stretchable 5 - 5.2 mm; plain; snap-on type; green



Item No.: 2009-115/000-017  
WMB-Inline; for Smart Printer; 1500 pieces on roll; stretchable 5 - 5.2 mm; plain; snap-on type; light green



Item No.: 2009-115/000-012  
WMB-Inline; for Smart Printer; 1500 pieces on roll; stretchable 5 - 5.2 mm; plain; snap-on type; orange



Item No.: 2009-115/000-024  
WMB-Inline; for Smart Printer; 1500 pieces on roll; stretchable 5 - 5.2 mm; plain; snap-on type; violet



Item No.: 2009-115  
WMB-Inline; for Smart Printer; 1500 pieces on roll; stretchable 5 - 5.2 mm; plain; snap-on type; white



Item No.: 2009-115/000-002  
WMB-Inline; for Smart Printer; 1500 pieces on roll; stretchable 5 - 5.2 mm; plain; snap-on type; yellow

1.1.3 Strain relief


1.1.3.1 Mounting accessories



Item No.: 209-174  
Cable clamp; for strain relief; 7 or more poles


Installation Notes

Application




2- to 3-pole; only suitable for cable ties;  
max. 3.6 mm cable tie width  
4- to 16-pole; suitable for cable clamp, covers (included)  
Cable ties and binding tools are not offered by WAGO.


Installation



Snapping a cover into the unused cable outlet.



Strain relief housing shown with a male connector equipped with CAGE CLAMP®



Disassembling a strain relief housing is only possible using an operating tool (e.g., 210-719).