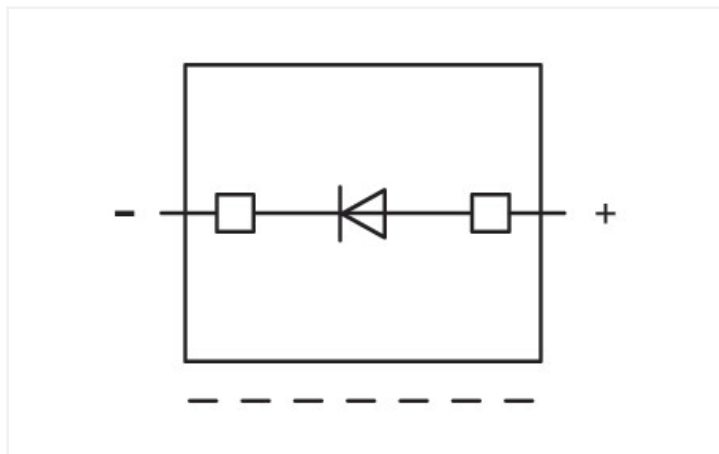


# Data Sheet | Item Number: 2002-800/1000-411

Component plug; for carrier terminal blocks; 2-pole; with diode 1N4007; 5.2 mm wide; Operating temperature 85°C max.; gray

<https://www.wago.com/2002-800/1000-411>



Color: ■ gray

Component module with diode, 2002 Series, gray

Our component module with diode (item number 2002-800/1000-411) simplifies electrical installations.

## Electrical data

### Ratings per IEC/EN

Rated current 0.5 A

### General information

Nominal voltage 250 V  
Reverse voltage 1000 V  
Number/type of diode/LED with 1N4007 diode

## Physical data

Width 5.2 mm / 0.205 inches

## Mechanical data

Marking level Center marking

## Material data

Note (material data) [Information on material specifications can be found here](#)

Color gray

Material group I

Insulation material (main housing) Polyamide (PA66)

Flammability class per UL94 V0

Fire load 0.082 MJ

Weight 3.1 g

### Environmental requirements

Processing temperature	-35 ... +85 °C
Continuous operating temperature	-60 ... +105 °C

### Commercial data

Product Group	22 (TOPJOB S)
PU (SPU)	100 pcs
Packaging type	Box
Country of origin	DE
GTIN	4045454948993
Customs tariff number	85366990990

### Product Classification

UNSPSC	39121402
eCl@ss 10.0	27-14-11-49
eCl@ss 9.0	27-14-11-49
ETIM 9.0	EC002018
ETIM 10.0	EC002018
ECCN	NO US CLASSIFICATION

### Environmental Product Compliance

CAS-No.	7439-92-1 79-94-7
REACH Candidate List Substance	2,2',6,6'-tetrabromo-4,4'-isopropylidenediphenol Lead
RoHS Compliance Status	Compliant,With Exemption
RoHS Exemption	7(a)
SCIP notification number (Austria)	b8919147-4073-4998-bb2e-48b7d6d008e9
SCIP notification number (Belgium)	ffc24d50-fc5d-4186-a91f-3a516ddb82a3
SCIP notification number (Bulgaria)	27e92691-a401-468b-9fee-12c0f47aac10
SCIP notification number (Czech Republic)	3662a538-bbc8-42e6-be22-fe8f5af5cf23
SCIP notification number (Denmark)	47471db5-26d4-4e11-9055-5d03a9a6ce19
SCIP notification number (Finland)	bc0c7dd5-165e-456e-9e1b-b3a2bc4cfca2
SCIP notification number (France)	0e19a394-5998-4548-92d4-f8717262714c
SCIP notification number (Germany)	4366427c-ae43-4cb8-b567-53a315cdb89c
SCIP notification number (Hungary)	641f11a9-4164-40e9-aac4-ef8b8a194149
SCIP notification number (Italy)	5336760b-db9a-42bf-a63c-2386d3c37451
SCIP notification number (Netherlands)	fc1be457-3e3b-4db9-aecf-b3be19c4629a
SCIP notification number (Poland)	44bdaca9-97ca-45ca-83b9-3b79747d19a2
SCIP notification number (Romania)	85833a27-38ff-4659-85df-973671f9d621
SCIP notification number (Sweden)	80b6e838-d387-443c-82ce-f494493b0ffc

Downloads

Environmental Product Compliance

Compliance Search

Environmental Product Compliance  
2002-800/1000-411



Documentation

Bid Text

2002-800/1000-411	19.02.2019	xml 2.80 KB	
2002-800/1000-411	02.08.2018	docx 14.31 KB	

CAD/CAE-Data

CAD data

2D/3D Models  
2002-800/1000-411



CAE data

WSCAD Universe  
2002-800/1000-411



ZUKEN Portal  
2002-800/1000-411



1 Compatible Products

1.1 Optional Accessories

1.1.1 Marking

1.1.1.1 Marker



Item No.: 793-5501/000-006

WMB marking card; as card; for terminal block width 5 - 17.5 mm; stretchable 5 - 5.2 mm; plain; snap-on type; blue



Item No.: 793-5501/000-014

WMB marking card; as card; for terminal block width 5 - 17.5 mm; stretchable 5 - 5.2 mm; plain; snap-on type; brown



Item No.: 793-5501/000-007

WMB marking card; as card; for terminal block width 5 - 17.5 mm; stretchable 5 - 5.2 mm; plain; snap-on type; gray



Item No.: 793-5501/000-023

WMB marking card; as card; for terminal block width 5 - 17.5 mm; stretchable 5 - 5.2 mm; plain; snap-on type; green



Item No.: 793-5501/000-017

WMB marking card; as card; for terminal block width 5 - 17.5 mm; stretchable 5 - 5.2 mm; plain; snap-on type; light green



Item No.: 793-5501/000-012

WMB marking card; as card; for terminal block width 5 - 17.5 mm; stretchable 5 - 5.2 mm; plain; snap-on type; orange



Item No.: 793-5501/000-005

WMB marking card; as card; for terminal block width 5 - 17.5 mm; stretchable 5 - 5.2 mm; plain; snap-on type; red



Item No.: 793-5501/000-024

WMB marking card; as card; for terminal block width 5 - 17.5 mm; stretchable 5 - 5.2 mm; plain; snap-on type; violet



Item No.: 793-5501

WMB marking card; as card; for terminal block width 5 - 17.5 mm; stretchable 5 - 5.2 mm; plain; snap-on type; white



Item No.: 793-5501/000-002

WMB marking card; as card; for terminal block width 5 - 17.5 mm; stretchable 5 - 5.2 mm; plain; snap-on type; yellow



Item No.: 2009-115/000-006

WMB-Inline; for Smart Printer; 1500 pieces on roll; stretchable 5 - 5.2 mm; plain; snap-on type; blue



Item No.: 2009-115/000-007

WMB-Inline; for Smart Printer; 1500 pieces on roll; stretchable 5 - 5.2 mm; plain; snap-on type; gray



Item No.: 2009-115/000-023

WMB-Inline; for Smart Printer; 1500 pieces on roll; stretchable 5 - 5.2 mm; plain; snap-on type; green



Item No.: 2009-115/000-017

WMB-Inline; for Smart Printer; 1500 pieces on roll; stretchable 5 - 5.2 mm; plain; snap-on type; light green



Item No.: 2009-115/000-012

WMB-Inline; for Smart Printer; 1500 pieces on roll; stretchable 5 - 5.2 mm; plain; snap-on type; orange



Item No.: 2009-115/000-024

WMB-Inline; for Smart Printer; 1500 pieces on roll; stretchable 5 - 5.2 mm; plain; snap-on type; violet

1.1.1.1 Marker



**Item No.: 2009-115**

WMB-Inline; for Smart Printer; 1500 pieces on roll; stretchable 5 - 5.2 mm; plain; snap-on type; white



**Item No.: 2009-115/000-002**

WMB-Inline; for Smart Printer; 1500 pieces on roll; stretchable 5 - 5.2 mm; plain; snap-on type; yellow

1.1.1.2 Marking strip



**Item No.: 2009-110**

Marking strips; for Smart Printer; on reel; not stretchable; plain; snap-on type; white

1.1.2 Screwless end stop

1.1.2.1 Mounting accessories



**Item No.: 249-117**

Screwless end stop; 10 mm wide; for DIN-rail 35 x 15 and 35 x 7.5; gray



**Item No.: 249-116**

Screwless end stop; 6 mm wide; for DIN-rail 35 x 15 and 35 x 7.5; gray

1.1.3 Terminal blocks

1.1.3.1 Carrier terminal block for modules and plugs



**Item No.: 2002-1661**

2-conductor carrier terminal block; for DIN-rail 35 x 15 and 35 x 7.5; 2.5 mm<sup>2</sup>; Push-in CAGE CLAMP®; 2,50 mm<sup>2</sup>; gray



**Item No.: 2002-1662**

2-conductor carrier terminal block; for DIN-rail 35 x 15 and 35 x 7.5; 2.5 mm<sup>2</sup>; Push-in CAGE CLAMP®; 2,50 mm<sup>2</sup>; orange



**Item No.: 2002-1961**

2-conductor carrier terminal block; with additional jumper position; for DIN-rail 35 x 15 and 35 x 7.5; 2.5 mm<sup>2</sup>; Push-in CAGE CLAMP®; 2,50 mm<sup>2</sup>; gray



**Item No.: 2202-1661**

2-conductor carrier terminal block; with push-button; for DIN-rail 35 x 15 and 35 x 7.5; 2.5 mm<sup>2</sup>; Push-in CAGE CLAMP®; 2,50 mm<sup>2</sup>; gray



**Item No.: 2202-1961**

2-conductor carrier terminal block; with push-button; with additional jumper position; for DIN-rail 35 x 15 and 35 x 7.5; 2.5 mm<sup>2</sup>; Push-in CAGE CLAMP®; 2,50 mm<sup>2</sup>; gray



**Item No.: 2002-1761**

3-conductor carrier terminal block; for DIN-rail 35 x 15 and 35 x 7.5; 2.5 mm<sup>2</sup>; Push-in CAGE CLAMP®; 2,50 mm<sup>2</sup>; gray



**Item No.: 2202-1761**

3-conductor carrier terminal block; with push-button; for DIN-rail 35 x 15 and 35 x 7.5; 2.5 mm<sup>2</sup>; Push-in CAGE CLAMP®; 2,50 mm<sup>2</sup>; gray



**Item No.: 2002-1861**


4-conductor carrier terminal block; for DIN-rail 35 x 15 and 35 x 7.5; 2.5 mm<sup>2</sup>; Push-in CAGE CLAMP®; 2,50 mm<sup>2</sup>; gray



**Item No.: 2202-1861**


4-conductor carrier terminal block; with push-button; for DIN-rail 35 x 15 and 35 x 7.5; 2.5 mm<sup>2</sup>; Push-in CAGE CLAMP®; 2,50 mm<sup>2</sup>; gray

## Installation Notes



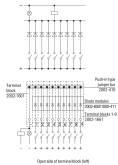
These diode modules are ideal for custom diode circuits (e.g., lamp test and collective fault signal circuits) and offer the following advantages:

- Separation into functional and wiring levels
- Polarized switching direction
- Quick and easy module replacement
- Terminal blocks/modules provide high-density wiring in a width of just 5.2 mm.




### Length of carrier terminal blocks with a pluggable diode module:

- 66.1 mm / 2.62 inch for 2002-1661
- 76.8 mm / 3.02 inch for 2002-1761
- 87.5 mm / 3.45 inch for 2002-1861
- 72.9 mm / 2.87 inch for 2002-1961



Diode Module (2002-800/1000-411)  
Diode gate for collective fault indication


## Testing



### Testing

Can also be performed using 2-pole test plugs.

Marking



Labeling via WMB Multi markers and marking strips