

REVISION

| | | |
|------------|-----------|----------|
| G | JC | D DECKER |
| 11/23/2004 | ECN-41119 | |

CHANGE POSITION-1 INDICATOR (NUMBER AND LETTER) FROM LOWER RIGHT CORNER TO UPPER RIGHT CORNER.

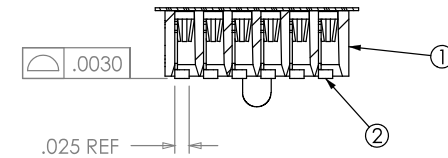
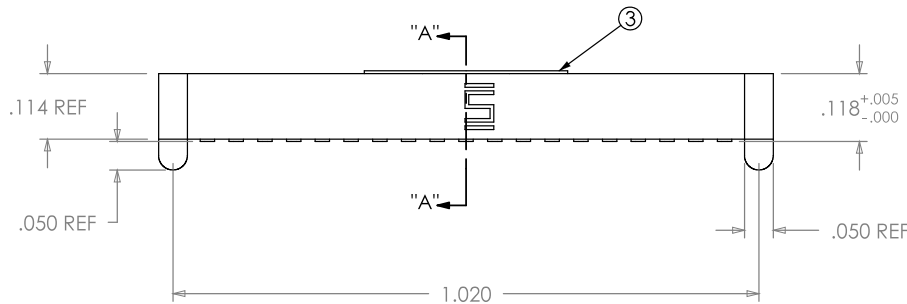
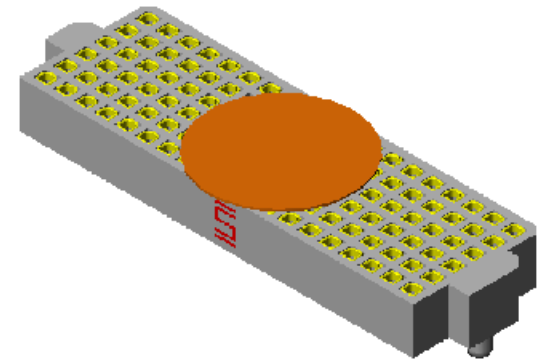
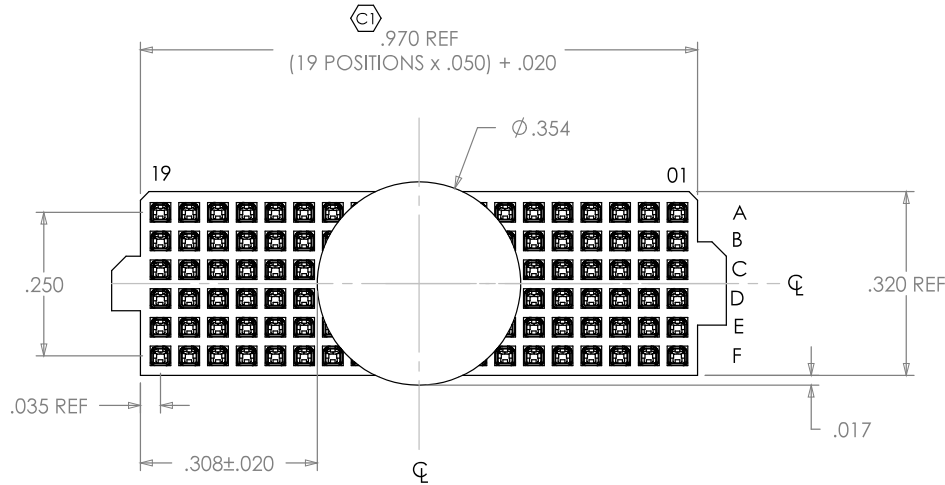
| | | |
|----------|-----------|----------|
| H | TW | D DECKER |
| 6/2/2006 | ECN-60137 | |

REDRAW FOOTPRINT TO MATCH DOG BONE DETAILS OF YFT/YFW FOOTPRINT. CHG. THE VIA PAD SIZE FROM .025 TO .020 AND THE VIA HOLE FROM .012 TO .010. ADD AND BOLD A NOTE IN THE TOP RIGHT CORNER THAT STATES "THIS CONNECTOR IS NOT CAPABLE OF WITHSTANDING TYPICAL LEAD FREE PROCESSING TEMPERATURES".

- NOTES:
1. ASP-105990-01-B NOT AVAILABLE AS STANDARD.
 2. (C) REPRESENTS A CRITICAL DIMENSION.
 3. COPLANARITY: SEE TABLE 1.
 4. BURR ALLOWANCE: .0015 MAX.
 5. MINIMUM PUSHOUT FORCE: .5 LB.
 6. MAXIMUM ALLOWABLE BOW: .002 INCH/INCH AFTER ASSEMBLY.
 7. CONTACT NOT ALLOWED TO PROTRUDE FROM TOP OF BODY.
 8. PARTS TO BE PACKAGED IN T&R.

THIS CONNECTOR IS NOT CAPABLE OF WITHSTANDING TYPICAL LEAD FREE PROCESSING TEMPERATURES.

ANY REV. MADE TO THIS PRINT MUST BE HAVE A UPDATED MKTG. PRINT



SECTION "A"- "A"

| ITEM NO. | PART NUMBER | QUANTITY | MATERIAL |
|----------|------------------------|----------|----------------------------------|
| 1 | ASP-105990-01-B | 1.0000 | VECTRA E130i, COLOR BLACK |
| 2 | C-118-01-H | 114.00 | BeCu #25, 1/2 HARD, AGE HARDENED |
| 3 | K-850-650 | 1.0000 | POLYAMIDE FILM (KAPTON) |
| 4 | CT-ASP1233MS | 1.0000 | CONDUCTIVE POLYMER |

UNLESS OTHERWISE SPECIFIED, DIMENSIONS ARE IN INCHES.
 TOLERANCES ARE:
 DECIMALS ANGLES
 .XX: ±.01[.3] 2°
 .XXX: ±.005[.13]
 .XXXX: ±.0020[.051]

PROPRIETARY NOTE
 THIS DOCUMENT CONTAINS INFORMATION CONFIDENTIAL AND PROPRIETARY TO SAMTEC, INC. AND SHALL NOT BE REPRODUCED OR TRANSFERRED TO OTHER DOCUMENTS OR DISCLOSED TO OTHERS OR USED FOR ANY PURPOSE OTHER THAN THAT WHICH IT WAS OBTAINED WITHOUT THE EXPRESSED WRITTEN CONSENT OF SAMTEC, INC.

SAMTEC

520 PARK EAST BLVD, NEW ALBANY, IN 47150
 * PHONE: 812.944.6733 FAX: 812.948.5047
 e-Mail: INFO@SAMTEC.COM CODE: 55322

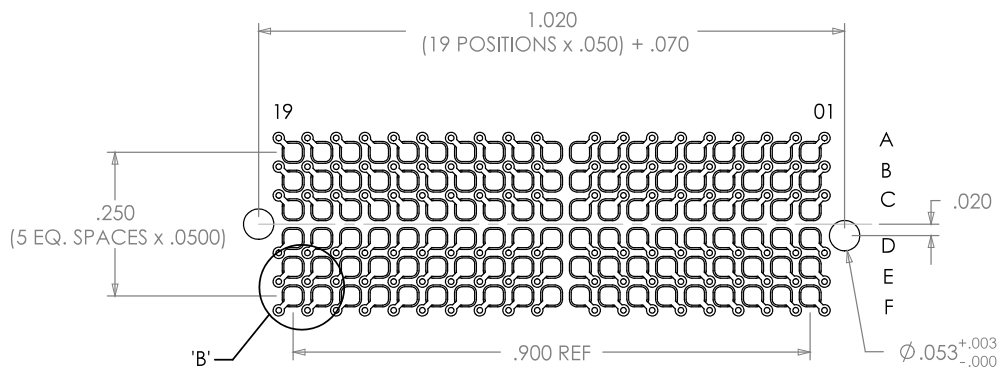
DO NOT SCALE DRAWING SHEET SCALE: 3:1
 PLATING:
 CONTACT AREA: .000030 GOLD OVER .000050 NICKEL
 REMAINDER: .000003 FLASH GOLD OVER .000050 NICKEL

DESCRIPTION: .050 DUAL SOCKET ASSEMBLY

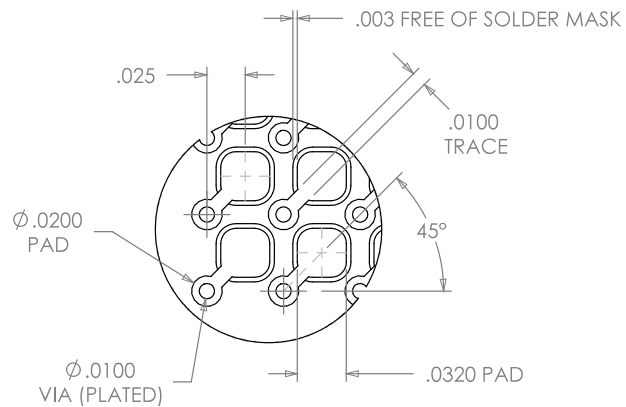
DWG. NO. **ASP-105884-01**

BY: T.WERNE 4/8/2003 SHEET 1 OF 2

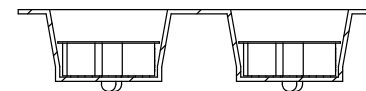
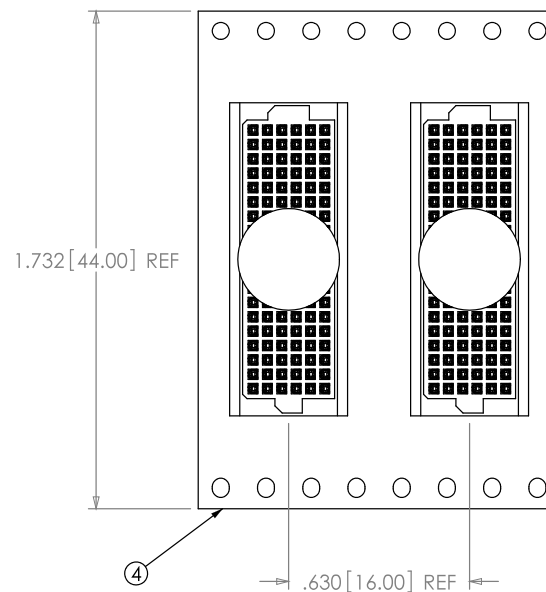




RECOMENDED BOARD LAYOUT



DETAIL 'B'
SCALE 8 : 1



USER DIRECTION OF UNREELING →
POCKET NOT DETAILED

PACKAGING VIEW

PROPRIETARY NOTE

THIS DOCUMENT CONTAINS INFORMATION CONFIDENTIAL AND PROPRIETARY TO SAMTEC, INC. AND SHALL NOT BE REPRODUCED OR TRANSFERRED TO OTHER DOCUMENTS OR DISCLOSED TO OTHERS OR USED FOR ANY PURPOSE OTHER THAN THAT WHICH IT WAS OBTAINED WITHOUT THE EXPRESSED WRITTEN CONSENT OF SAMTEC, INC.

SHEET SCALE: 3:1



F:\DWG\SW\ASP\105000\ASP-105884-01.SLDDRW

SAMTEC

520 PARK EAST BLVD, NEW ALBANY, IN 47150
* PHONE: 812.944.6733 FAX: 812.948.5047
e-Mail: INFO@SAMTEC.COM CODE: 55322

DESCRIPTION: .050 DUAL SOCKET ASSEMBLY

DWG. NO. ASP-105884-01

BY: T.WERNE 4/8/2003 SHEET 2 OF 2