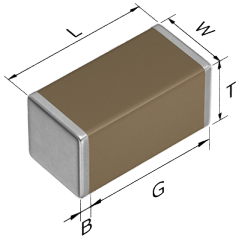


Product Status	Production
TDK Item Description	C3216X7S1A226MT****
Applications	Commercial Grade Please refer to Part No. CGA5L1X7S1A226M160AC for Automotive use.
Feature	GeneralGeneral (Up to 75V)
Series	C3216 [EIA 1206]
Brand	TDK
Environmental Compliance	<div><div>RoHS</div><div>REACH</div><div>Halogen Free</div><div>Lead Free</div></div>



Size	
Length(L)	3.20mm ±0.20mm
Width(W)	1.60mm ±0.20mm
Thickness(T)	1.60mm ±0.20mm
Terminal Width(B)	0.20mm Min.
Terminal Spacing(G)	1.00mm Min.
Recommended Land Pattern (PA)	2.10mm to 2.50mm(Flow Soldering) 2.00mm to 2.40mm(Reflow Soldering)
Recommended Land Pattern (PB)	1.10mm to 1.30mm(Flow Soldering) 1.00mm to 1.20mm(Reflow Soldering)
Recommended Land Pattern (PC)	1.00mm to 1.30mm(Flow Soldering) 1.10mm to 1.60mm(Reflow Soldering)

Electrical Characteristics	
Capacitance	22μF ±20%
Rated Voltage	10VDC
Temperature Characteristic	X7S(±22%)
Dissipation Factor (Max.)	10%
Insulation Resistance (Min.)	4MΩ

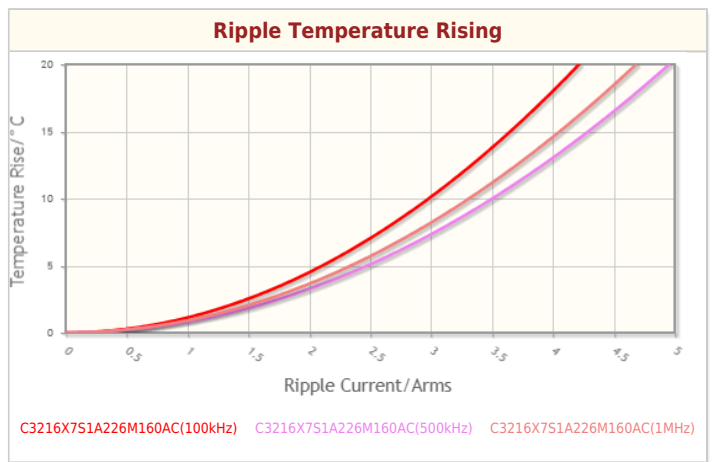
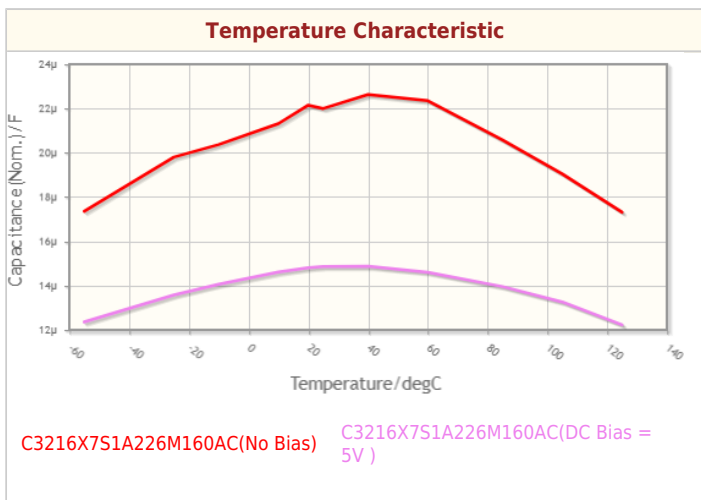
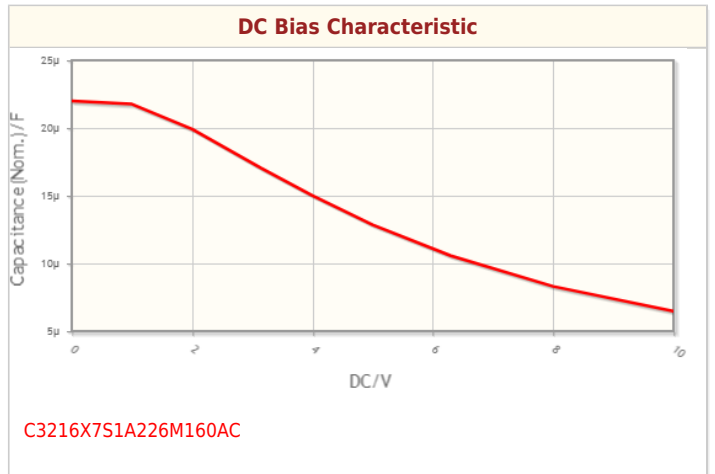
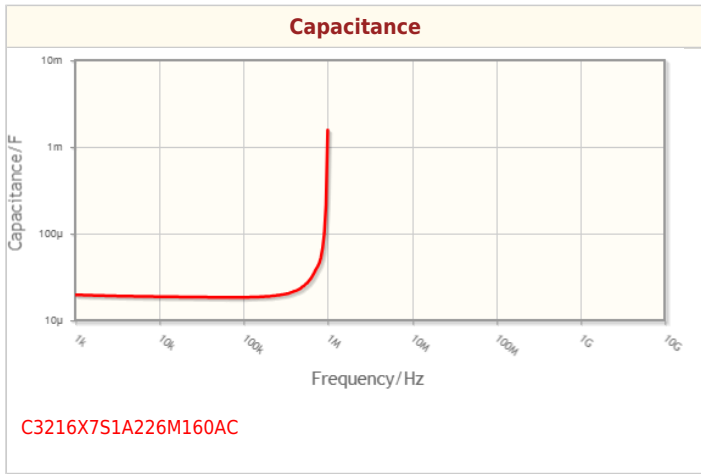
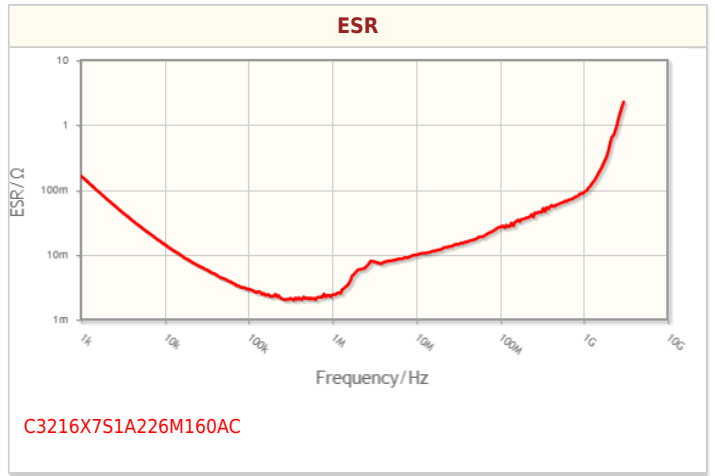
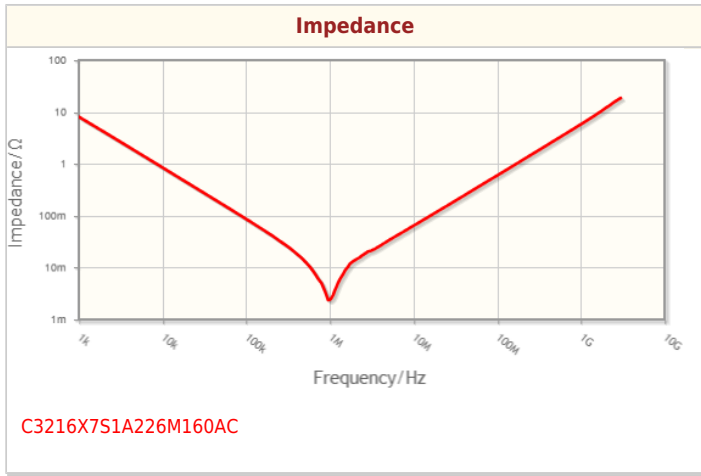
Other	
Operating Temp. Range	-55 to 125°C
Soldering Method	Wave (Flow) Reflow
AEC-Q200	NO
Packing	Embossed (Plastic)Taping [180mm Reel]
Package Quantity	2000pcs

! Images are for reference only and show exemplary products.

! This PDF document was created based on the data listed on the TDK Corporation website.

! All specifications are subject to change without notice.

Characteristic Graphs(This is reference data, and does not guarantee the products characteristics.)



Associated Images

