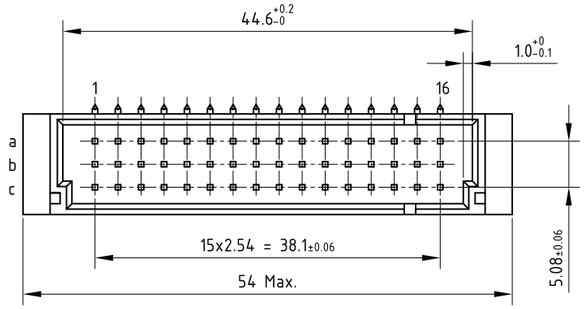

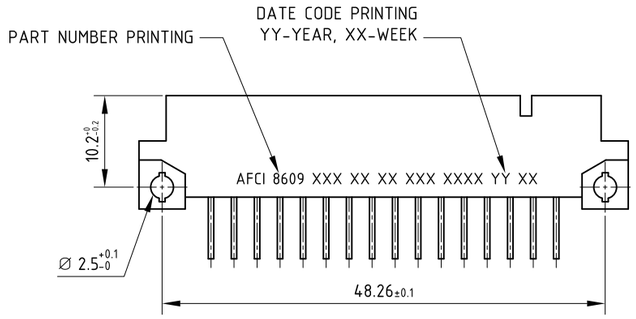

PCB DRILLING DETAILS

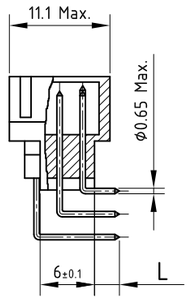

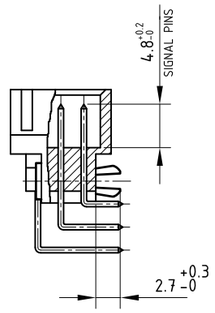

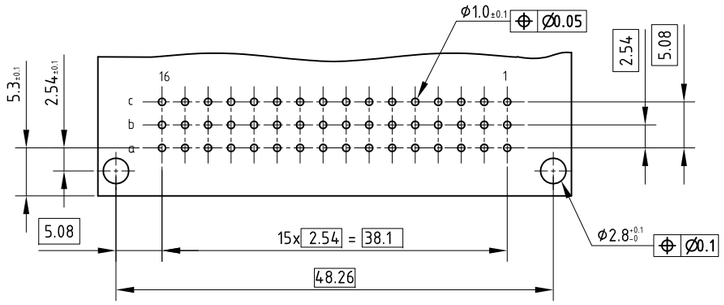

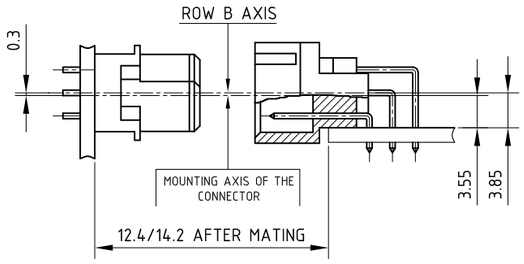

TECHNICAL SPECIFICATION

HOUSING MATERIAL : HIGH TEMPERATURE THERMOPLASTIC POLYESTER UL94V-0, NATURAL

HOUSING CAN WITHSTAND EXPOSURE 260°C PEAK TEMPERATURE FOR 30 SECONDS IN A CONVECTION, INFRARED OR VAPOUR REFLOW SOLDER APPLICATION.

CONTACT / HARPOON MATERIAL : COPPER ALLOY
CONTACT PLATING : CONTACT ZONE - Au / GXT™ OVER Ni
TERMINATION ZONE - Sn (MATT) OVER Ni
HARPOON PLATING : Sn (MATT) OVER Ni

ELECTRICAL DATA

CURRENT RATING AT 20°C : 1.5 A
CURRENT (I MAX) : 2 A
TEMPERATURE RANGE : -55°C TO +125°C
CONTACT RESISTANCE : ≤20 mΩ
INSULATION RESISTANCE : ≥10^6MΩ
TEST VOLTAGE (rms) : 1000 V

MECHANICAL DATA

INSERTION FORCE PER CONTACT : ≤ 0.94 N
EXTRACTION FORCE PER CONTACT : ≥ 0.15 N

REFERENCE SPECIFICATION : DIN 41612 / IEC 603-2

SERIES	8609	3	48	7	3	13	B	5	5	F1LF

ROWS FITTED WITH CONTACTS
Rows a b c — 3 — 48
Rows a – c — 4 — 32

NUMBER OF CONTACTS

TYPE OF INSULATOR
3 ROW MALE INSULATOR — 7

METHOD OF MOUNTING
STANDARD MOUNTING – STYLE C/2 — 1

TERMINATION
ANGLED SPILL SHORT (L = 2.6 +0.3 -0) — 13
ANGLED SPILL LONG (L = 4.0 +0.3 -0) — 23

OPTIONS
HIGH TEMPERATURE HOUSING (NATURAL) — B
HIGH TEMPERATURE HOUSING (NATURAL) WITH HARPOONS — T

PERFORMANCE CLASS
DIN 41612 CLASS 3 — 4
DIN 41612 CLASS 2 — 5
DIN 41612 CLASS 1 — 6
AS PER MIL C 55302/ JSS 50808 — 8

PITCH PER ROW
2.54 — 5

SPECIAL CODE : F1LF — HIGH TEMPERATURE INSULATOR, LEADFREE VERSION

NOTES:

1. THE "LF" PRODUCTS MEET EUROPEAN UNION DIRECTIVES AND OTHER COUNTRY REGULATIONS AS DESCRIBED IN GS-47-0004.
2. LEAD FREE OR RoHS DIRECTIVE LABELING TO BE PROVIDED AS PER GS-14-920 FOR LEAD FREE VERSION.
3. FOR GENERAL CHARACTERISTICS AND RoHS INFORMATION, REFER DRAWING C-8609-0000A.

mat'l. code	surface	tolerance	projection	product family
SEE TECH. SPEC.	ISO 1302	ISO 406 ISO 1101		8609

ltr	ecn no	dr	date
A	-	MJA	2016-11-29
B	ELX-I-28738	MJA	2017-12-09

tolerances unless otherwise specified: angles 0°±1°; linear .0±.1

mm

scale 3:2

title: DIN STANDARD HEADER ANGLED SPILL DIN 41612 STYLE-C/2 (HIGH TEMPERATURE VERSION)

dr	M JACOB	2016-11-29
engr	M JACOB	2016-11-29
chr	STALIN ALOSIUS	2016-11-29
appd	BIJU K PAUL	2016-11-29

dwg no C-8609-2364 — sheet 1 of 1 — size A3

type Product Customer Drawing

sheet index — revision B — sheet 1

form: A3

Copyright AFCI

Downloaded from Arrow.com.