

# UHSK/S 2000 - Feed-through terminal block



0704076

<https://www.phoenixcontact.com/ae/products/0704076>

Please be informed that the data shown in this PDF document is generated from our online catalog. Please find the complete data in the user documentation. Our general terms of use for downloads are valid.



Feed-through terminal block, nom. voltage: 2000 V, nominal current: 41 A, number of connections: 2, connection method: Screw connection, cross section: 0.5 mm<sup>2</sup> - 10 mm<sup>2</sup>, mounting type: NS 35/7,5, NS 35/15, NS 32, color: gray

## Your advantages

- All universal terminal blocks in the UK... series can also be used in the Ex e area according to IEC/EN 60079 as standard
- The corresponding EC-type examination numbers for Ex approval can be found in the technical connection data

## Commercial data

Item number	0704076
Packing unit	50 pc
Minimum order quantity	1 pc
Sales key	BE1
Product key	BE1211
GTIN	4017918003661
Weight per piece (including packing)	26.628 g
Weight per piece (excluding packing)	25.602 g
Customs tariff number	85369010
Country of origin	CN

# UHSK/S 2000 - Feed-through terminal block



0704076

<https://www.phoenixcontact.com/ae/products/0704076>

## Technical data

### Product properties

Product type	Feed-through terminal block
Product family	UHSK
Number of connections	2
Number of rows	1
Potentials	2

### Insulation characteristics

Overvoltage category	III
Degree of pollution	3

### Electrical properties

Rated surge voltage	12 kV
Maximum power dissipation for nominal condition	1.31 W

### Connection data

Number of connections per level	2
Nominal cross section	6 mm <sup>2</sup>

### Level 1 above 1 below 1

Connection method	Screw connection
Screw thread	M4
Tightening torque	1.5 ... 1.8 Nm
Stripping length	15 mm
Internal cylindrical gage	A5
Connection in acc. with standard	IEC 60947-7-1
Conductor cross-section rigid	0.5 mm <sup>2</sup> ... 10 mm <sup>2</sup>
Cross section AWG	20 ... 8 (converted acc. to IEC)
Conductor cross-section flexible	0.5 mm <sup>2</sup> ... 6 mm <sup>2</sup>
Conductor cross-section, flexible [AWG]	20 ... 10 (converted acc. to IEC)
Conductor cross-section flexible (ferrule without plastic sleeve)	0.5 mm <sup>2</sup> ... 10 mm <sup>2</sup>
Flexible conductor cross-section (ferrule with plastic sleeve)	0.5 mm <sup>2</sup> ... 6 mm <sup>2</sup>
2 conductors with same cross section, solid	0.5 mm <sup>2</sup> ... 6 mm <sup>2</sup>
2 conductors with same cross section, flexible	0.5 mm <sup>2</sup> ... 6 mm <sup>2</sup>
2 conductors with same cross section, flexible, with ferrule without plastic sleeve	0.5 mm <sup>2</sup> ... 6 mm <sup>2</sup>
2 conductors with the same cross section, flexible, with TWIN ferrule with plastic sleeve	0.5 mm <sup>2</sup> ... 6 mm <sup>2</sup>
Nominal current	41 A (with 6 mm <sup>2</sup> conductor cross-section)
Maximum load current	57 A (with 10 mm <sup>2</sup> conductor cross-section)
Nominal voltage	2000 V (in the case of enclosed clamping space)

### Ex data

# UHSK/S 2000 - Feed-through terminal block



0704076

<https://www.phoenixcontact.com/ae/products/0704076>

## Rated data (ATEX/IECEX)

Identification	⊕ II 2 GD Ex eb IIC Gb
Operating temperature range	-60 °C ... 110 °C
Ex-certified accessories	0704021 D-UHSK 2000
	1205066 SZS 1,0X4,0 VDE
	1201442 E/UK
Bridge data	51 A (10 mm <sup>2</sup> )
Ex temperature increase	40 K (57 A / 10 mm <sup>2</sup> )
for bridging with bridge	1100 V
Rated insulation voltage	1000 V
output	(Permanent)

## Ex level General

Rated voltage	1100 V
Rated current	41 A
Maximum load current	57 A
Contact resistance	0.3 mΩ

## Ex connection data General

Torque range	1.5 Nm ... 1.8 Nm
Nominal cross section	6 mm <sup>2</sup>
Rated cross section AWG	10
Connection capacity rigid	0.5 mm <sup>2</sup> ... 10 mm <sup>2</sup>
Connection capacity AWG	20 ... 8
Connection capacity flexible	0.5 mm <sup>2</sup> ... 6 mm <sup>2</sup>
Connection capacity AWG	20 ... 10
2 conductors with same cross section, solid	0.5 mm <sup>2</sup> ... 6 mm <sup>2</sup>
2 conductors with the same cross-section AWG rigid	20 ... 10
2 conductors with same cross section, stranded	0.5 mm <sup>2</sup> ... 6 mm <sup>2</sup>
2 conductors with the same cross-section AWG flexible	20 ... 10

## Dimensions

Width	10.2 mm
End cover width	2 mm
Height	52 mm
Depth on NS 32	75.5 mm
Depth on NS 35/7,5	70.5 mm
Depth on NS 35/15	78 mm

## Material specifications

Color	gray (RAL 7042)
Flammability rating according to UL 94	V0
Insulating material group	I
Insulating material	PA
Static insulating material application in cold	-60 °C

# UHSK/S 2000 - Feed-through terminal block



0704076

<https://www.phoenixcontact.com/ae/products/0704076>

Temperature index of insulation material (DIN EN 60216-1 (VDE 0304-21))	125 °C
Relative insulation material temperature index (Elec., UL 746 B)	130 °C
Fire protection for rail vehicles (DIN EN 45545-2) R22	HL 1 - HL 3
Fire protection for rail vehicles (DIN EN 45545-2) R23	HL 1 - HL 3
Fire protection for rail vehicles (DIN EN 45545-2) R24	HL 1 - HL 3
Fire protection for rail vehicles (DIN EN 45545-2) R26	HL 1 - HL 3
Calorimetric heat release NFPA 130 (ASTM E 1354)	27,5 MJ/kg
Surface flammability NFPA 130 (ASTM E 162)	passed
Specific optical density of smoke NFPA 130 (ASTM E 662)	passed
Smoke gas toxicity NFPA 130 (SMP 800C)	passed

## Electrical tests

### Surge voltage test

Test voltage setpoint	14.8 kV
Result	Test passed

### Temperature-rise test

Requirement temperature-rise test	Increase in temperature $\leq$ 45 K
Result	Test passed
Short-time withstand current 6 mm <sup>2</sup>	0.72 kA
Short-time withstand current 10 mm <sup>2</sup>	1.2 kA
Result	Test passed

### Power-frequency withstand voltage

Test voltage setpoint	3.5 kV
Result	Test passed

## Mechanical properties

### Mechanical data

Open side panel	Yes
-----------------	-----

## Mechanical tests

### Mechanical strength

Result	Test passed
--------	-------------

### Attachment on the carrier

DIN rail/fixing support	NS 32/NS 35
Test force setpoint	5 N
Result	Test passed

### Test for conductor damage and slackening

Rotation speed	10 rpm
Revolutions	135
	0.5 mm <sup>2</sup> / 0.3 kg

# UHSK/S 2000 - Feed-through terminal block



0704076

<https://www.phoenixcontact.com/ae/products/0704076>

Conductor cross-section/weight	6 mm <sup>2</sup> / 1.4 kg
	10 mm <sup>2</sup> / 2 kg
Result	Test passed

## Environmental and real-life conditions

### Needle-flame test

Time of exposure	30 s
Result	Test passed

### Ambient conditions

Ambient temperature (operation)	-60 °C ... 110 °C (Operating temperature range incl. self-heating; for max. short-term operating temperature, see RTI Elec.)
Ambient temperature (storage/transport)	-25 °C ... 60 °C (for a short time, not exceeding 24 h, -60 °C to +70 °C)
Ambient temperature (assembly)	-5 °C ... 70 °C
Ambient temperature (actuation)	-5 °C ... 70 °C
Permissible humidity (operation)	20 % ... 90 %
Permissible humidity (storage/transport)	30 % ... 70 %

## Standards and regulations

Connection in acc. with standard	IEC 60947-7-1
----------------------------------	---------------

## Mounting

Mounting type	NS 35/7,5
	NS 35/15
	NS 32

# UHSK/S 2000 - Feed-through terminal block



0704076

<https://www.phoenixcontact.com/ae/products/0704076>

## Drawings

### Circuit diagram



# UHSK/S 2000 - Feed-through terminal block





0704076

<https://www.phoenixcontact.com/ae/products/0704076>


## Approvals


To download certificates, visit the product detail page: <https://www.phoenixcontact.com/ae/products/0704076>

 <b>CSA</b> Approval ID: 13631				
	Nominal voltage $U_N$	Nominal current $I_N$	Cross section AWG	Cross section $mm^2$
keine				
	600 V	25 A	26 - 12	-


 <b>cULus Recognized</b> Approval ID: E60425				
	Nominal voltage $U_N$	Nominal current $I_N$	Cross section AWG	Cross section $mm^2$
B				
	600 V	50 A	26 - 8	-
C				
	600 V	50 A	26 - 8	-
F				
	1000 V	50 A	26 - 8	-
E				
	1000 V	50 A	26 - 8	-

<b>DNV</b> Approval ID: TAE00001CT				
---------------------------------------	--	--	--	--

 <b>EAC Ex</b> Approval ID: RU C-DE.Ax07.B.03227				
--	--	--	--	--

 <b>IECEX</b> Approval ID: IECEX SEV12.0008U				
--	--	--	--	--

 <b>ATEX</b> Approval ID: SEV12ATEX0168U				
--	--	--	--	--

 <b>CCC</b> Approval ID: 2020322313000623				
---	--	--	--	--

 <b>EAC Ex</b> Approval ID: KZ 7500525010101950				
---	--	--	--	--

# UHSK/S 2000 - Feed-through terminal block

0704076

<https://www.phoenixcontact.com/ae/products/0704076>



# UHSK/S 2000 - Feed-through terminal block



0704076

<https://www.phoenixcontact.com/ae/products/0704076>

## Classifications

### ECLASS

ECLASS-13.0	27250101
ECLASS-15.0	27250101

### ETIM

ETIM 9.0	EC000897
----------	----------

### UNSPSC

UNSPSC 21.0	39121400
-------------	----------

# UHSK/S 2000 - Feed-through terminal block



0704076

<https://www.phoenixcontact.com/ae/products/0704076>

## Environmental product compliance

### EU RoHS

Fulfills EU RoHS substance requirements	Yes, No exemptions
---	--------------------

### China RoHS

Environment friendly use period (EFUP)	EFUP-E
	No hazardous substances above the limits

### EU REACH SVHC

REACH candidate substance (CAS No.)	No substance above 0.1 wt%
-------------------------------------	----------------------------

### EF3.0 Climate Change

CO2e kg	0.393 kg CO2e
---------	---------------

Phoenix Contact 2025 © - all rights reserved  
<https://www.phoenixcontact.com>

PHOENIX CONTACT Middle East FZ LLC  
1201N-1206N, Dubai Science Park Towers – North  
P.O. Box 345002, Dubai, United Arab Emirates  
(+971) 4 437-0324  
[info-me@phoenixcontact.com](mailto:info-me@phoenixcontact.com)