

DLW21HN900SQ2#

“#” indicates a package specification code.

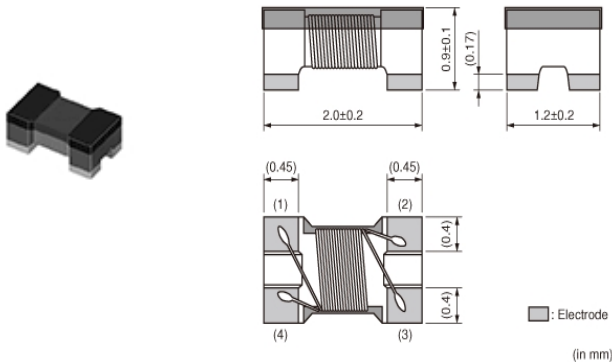


< List of part numbers with package codes >

DLW21HN900SQ2B

DLW21HN900SQ2L

Appearance & Shape



Features

1. Small size and low profile (2.0x1.2x0.9mm).
Excellent noise suppression for sets of small and thin size.
2. High common mode impedance at high frequency effects excellent noise suppression performance.
3. Various common mode impedance from 67 to 180 ohm can be used, selected depending on noise level and signal frequency.
4. Suitable for differential signal line like USB2.0, IEEE1394 and LVDS, because DLW21H does not provide distortion to high speed signal transmission due to its high coupling. (USB2.0: DLW21HN900SQ2)
5. Small dimension enables higher density mounting

Applications

Common mode noise suppression of signal lines in high speed and high density digital equipment such as PCs and peripherals and telecommunications equipment.

Applications

Other Usage	For general
-------------	-------------

Packaging Information

Packaging	Specifications	Standard Packing Quantity
B	Bulk(Bag)	500
L	180mm Embossed Tape	3000

Attention

1.This datasheet is downloaded from the website of Murata Manufacturing Co., Ltd. Therefore, it's specifications are subject to change or our products in it may be discontinued without advance notice. Please check with our sales representatives or product engineers before ordering.

2.This datasheet has only typical specifications because there is no space for detailed specifications.

Therefore, please review our product specifications or consult the approval sheet for product specifications before ordering.

DLW21HN900SQ2#

“#” indicates a package specification code.



Specifications

Shape	SMD
Size Code (in mm)	2012
Size Code (in inch)	0805
Length	2.0mm
Length Tolerance	±0.2mm
Width	1.2mm
Width Tolerance	±0.2mm
Thickness	0.9mm
Thickness Tolerance	±0.1mm
Common Mode Impedance (at 100MHz)	90Ω
Common Mode Impedance (at 100MHz) Tolerance	±25%
Rated Current	330mA
Derating of Rated Current	No
Rated Voltage	50Vdc
Withstanding Voltage	125Vdc
DC Resistance(max.)	0.35Ω
DC Resistance	0.35Ω max.
Insulation Resistance(min.)	10MΩ
Operating Temperature Range	-40°C to 85°C
Mass(typ.)	0.009g
Number of Circuit	1
Operating Temperature Range(Self-temperature rise is included)	No

Attention

1.This datasheet is downloaded from the website of Murata Manufacturing Co., Ltd. Therefore, it's specifications are subject to change or our products in it may be discontinued without advance notice. Please check with our sales representatives or product engineers before ordering.

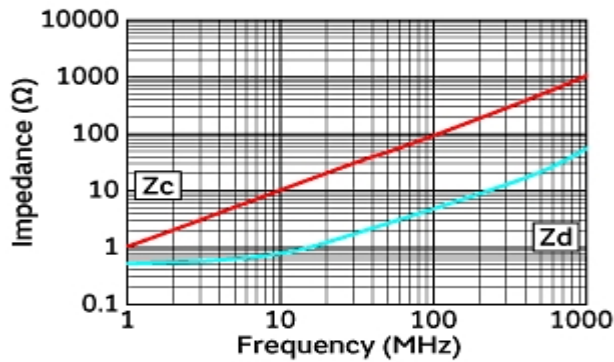
2.This datasheet has only typical specifications because there is no space for detailed specifications.

Therefore, please review our product specifications or consult the approval sheet for product specifications before ordering.

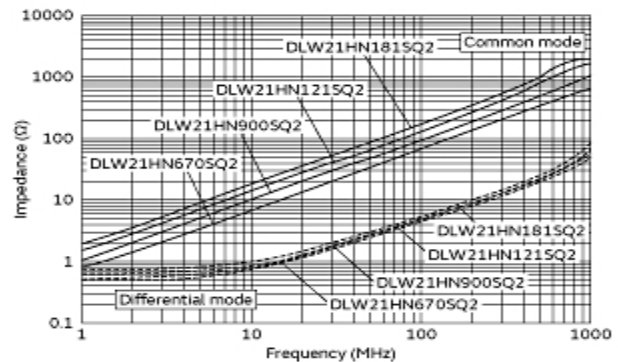
DLW21HN900SQ2#

“#” indicates a package specification code.

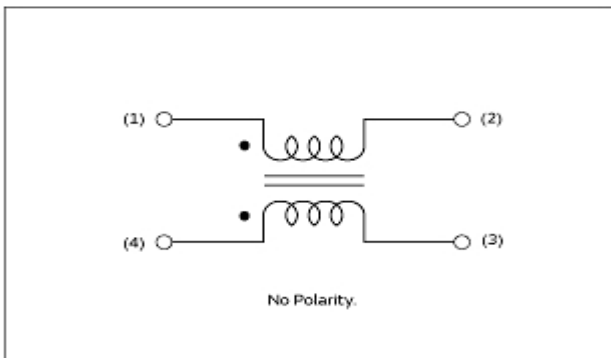
Product Data



Impedance-Frequency Characteristics



Impedance-Frequency Characteristics
(Main Items)



Equivalent Circuit

Attention

1.This datasheet is downloaded from the website of Murata Manufacturing Co., Ltd. Therefore, it's specifications are subject to change or our products in it may be discontinued without advance notice. Please check with our sales representatives or product engineers before ordering.

2.This datasheet has only typical specifications because there is no space for detailed specifications.

Therefore, please review our product specifications or consult the approval sheet for product specifications before ordering.