© – TE Connectivity. All Rights Reserved.

REVISIONS					
P	LTR	DESCRIPTION	DATE	DWN	APVD
	A	ECN–25–358921;GTP	12DEC2025	TP	WILL

NOTES:

ALL DIMENSIONS ARE NOMINAL FOR REFERENCE ONLY UNLESS OTHERWISE STATED.

RoHS: COMPLIANT.

SPECIFICATIONS:
IMPEDANCE: 75Ω

FREQUENCY: DC TO 12GHz

VSWR/RL: 1.065 MAX. / 30 dB MIN.@DC~6GHz
1.433 MAX. / 15 dB MIN.@6~12GHz

INSERTION LOSS: 0.25 dB MAX.

CONTACT RESISTANCE:
CENTER: 3.0 MΩ MAX.
OUTER: 2.0 MΩ MAX.

VOLTAGE RATING: 500 VRMS MAX

DIELECTRIC WITHSTANDING VOLTAGE: 1500V MAX

INSULATION RESISTANCE: 5000MΩ

MECHANICAL CHARACTERISTICS
DURABILITY: 500 CYCLES.

ENGAGEMENT AND DISENGAGEMENT FORCE:
ENGAGEMENT: 2.5 in–lbs MAX.
DISENGAGEMENT: 3 lbs MAX.

ENVIRONMENTAL PARAMETER
TEMPERATURE RANGE: –65°C TO +165°C

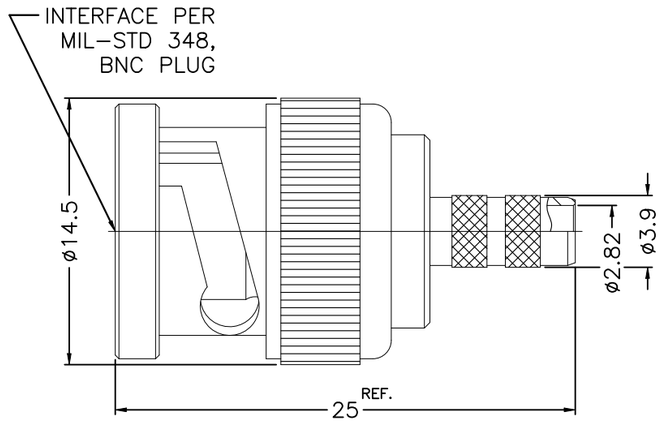

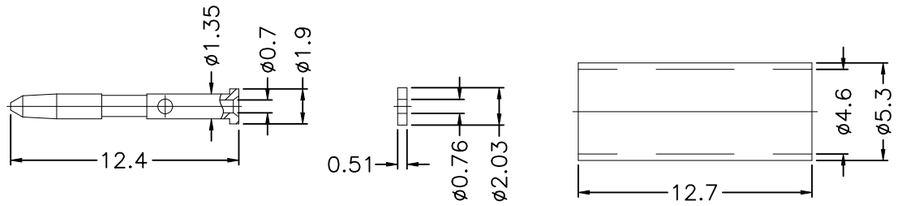

1. CRIMPED FERRULE
HEX CRIMP SIZE .178”
2. CONTACT PIN TO SOLDER OR
SQ. CRIMP SIZE .043”

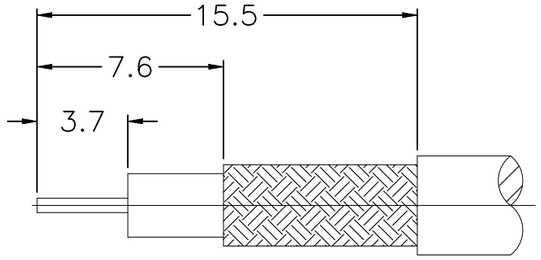

RECOMMENDED
CABLE STRIPPING DIM’S

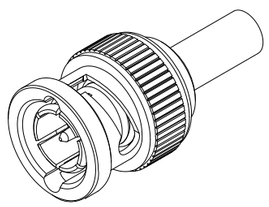

NOTES:
FINISH (PLATING THICKNESS IN MICRO–INCHES)

1 100 MICROINCHES MIN NICKEL PLATED.
50 MICROINCHES MIN OVER COPPER UNDERPLATED
2 3 MICROINCHES MIN GOLD PLATED,
100 MICROINCHES MIN OVER NI–P (WT%10) NICKEL UNDERPLATED.

	1	NOTE 1	COPPER	FERRULE	10
	1	NATURAL	PTFE	INSULATOR	9
	1	NOTE 2	BRASS	CONTACT PIN	8
	1	NOTE 1	BRASS	WASHER	7
	1	NOTE 1	SK5	SPRING	6
	1	NOTE 1	BRASS	RETAINER RING	5
	1	RED	SILICONE	GASKET	4
	1	NATURAL	PTFE	INSULATOR	3
	1	NOTE 1	BRASS	BODY	2
	1	NOTE 1	BRASS	SHELL	1
	2510943–1	FINISH/PLATING	MATERIAL	DESCRIPTION	ITEM
QUANTITY PER ASSY		PARTS LIST			

THIS DRAWING IS A CONTROLLED DOCUMENT.

DIMENSIONS: mm

TOLERANCES UNLESS OTHERWISE SPECIFIED:
0 PLC ± 0.3
1 PLC ± 0.2
2 PLC ± 0.1
3 PLC ± 0.05
4 PLC ± –
ANGLES ± 1

MATERIAL: SEE TABLE

FINISH: –

DWN TP	30JUL2025
CHK TP	30JUL2025
APVD WILL	30JUL2025
PRODUCT SPEC	–
APPLICATION SPEC	–
WEIGHT	9.9 G

TE Connectivity

NAME: 12G SDI 75 ohm BNC Plug 1855A/4855R Type
–
–

SIZE	CAGE CODE	DRAWING NO	RESTRICTED TO
A3	00779	C–2510943	–

CUSTOMER DRAWING

SCALE	SHEET	REV
1:1	1 OF 1	A

Downloaded from Arrow.com.