





	Production (NRND)
Product Status	Recommended Alternate Part No. : VLS252010CX-6R8M-1 (Interchangeability is not guaranteed.)
Applications	Commercial Grade
Feature	Wire WoundWire Wound ShieldMagnetic Shield Ferrite CoreFerrite Core
Series Type	VLS-E
Brand	TDK
Environmental Compliance	<div><div>RoHS</div><div>REACH</div><div>Halogen Free</div><div>Lead Free</div></div>



Size	
Length(L)	2.50mm ±0.10mm
Width(W)	2.00mm ±0.10mm
Thickness Height	1.00mm Max.
Recommended Land Pattern (A)	0.85mm Nom.
Recommended Land Pattern (B)	0.80mm Nom.
Recommended Land Pattern (C)	2.00mm Nom.

Electrical Characteristics	
Inductance	6.8μH ±20% at 1MHz
Rated Current (L Change) [Typ.]	760mA (30% Down)
Rated Current (L Change) [Max.]	680mA (30% Down)
Rated Current (Temperature Rise) [Typ.]	710mA (40°C Rise)
Rated Current (Temperature Rise) [Max.]	
DC Resistance [Typ.]	443mΩ
DC Resistance [Max.]	532mΩ
Rated Voltage [Max.]	
Self Resonant Frequency [Min.]	
Self Resonant Frequency [Typ.]	
Q [Min.]	
Q [Typ.]	

Other	
Operating Temp. Range	-40 to 105°C (Including Self-Temp. Rise)
Soldering Method	Reflow
AEC-Q200	NO
Packing	Embossed (Plastic)Taping [180mm Reel]

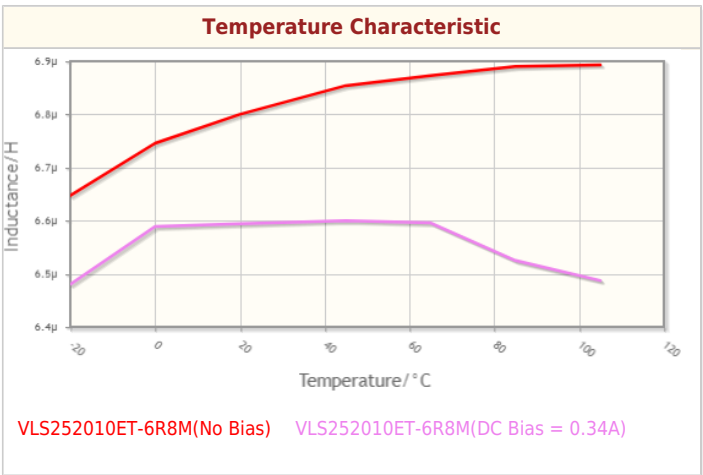
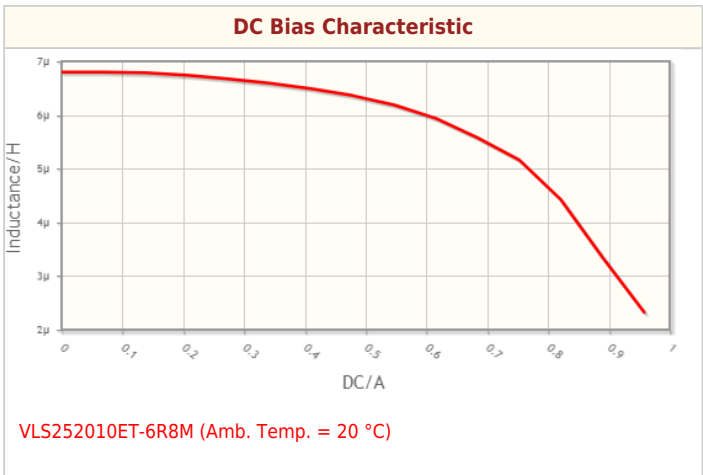
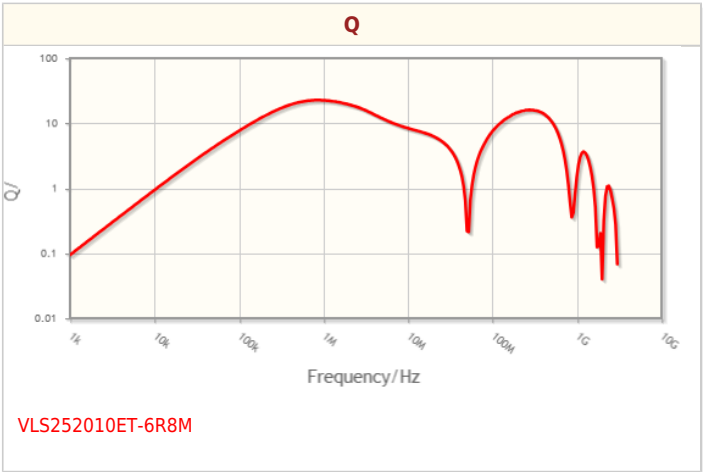
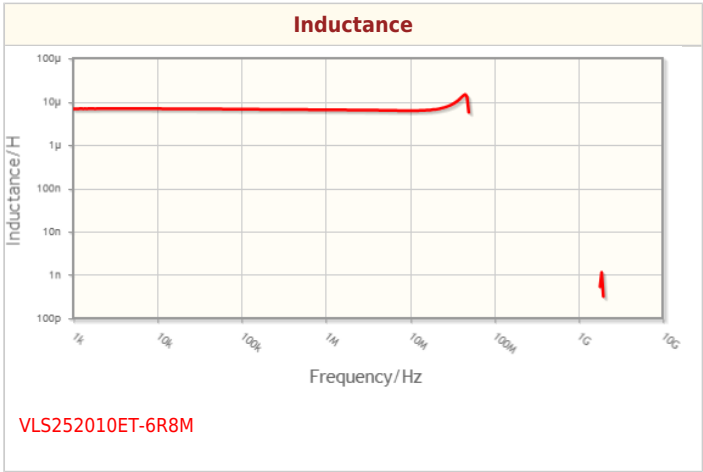
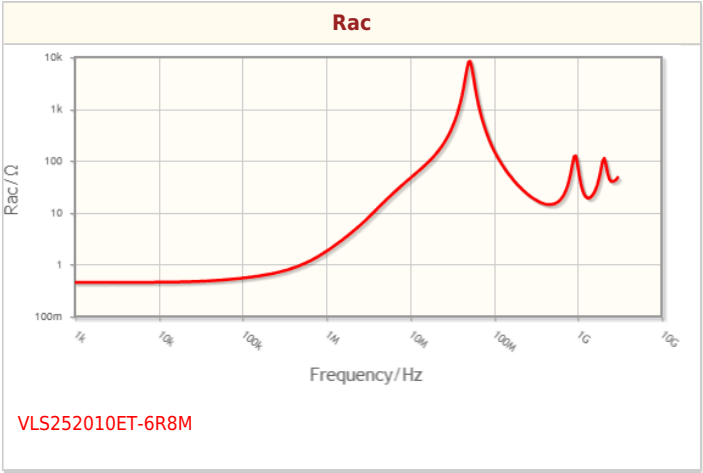
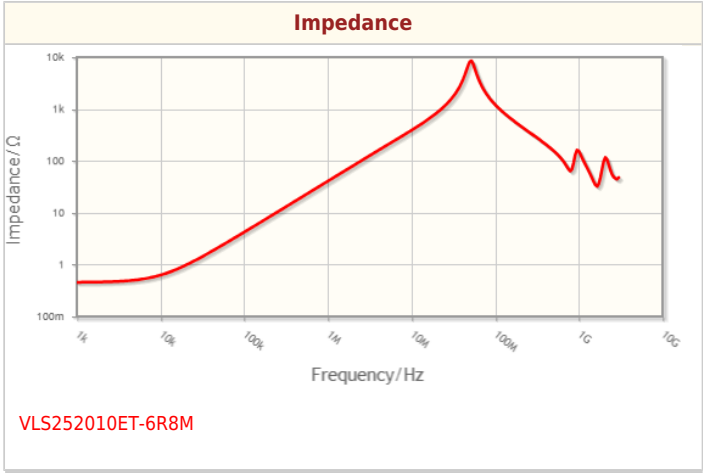
! Images are for reference only and show exemplary products.

! This PDF document was created based on the data listed on the TDK Corporation website.

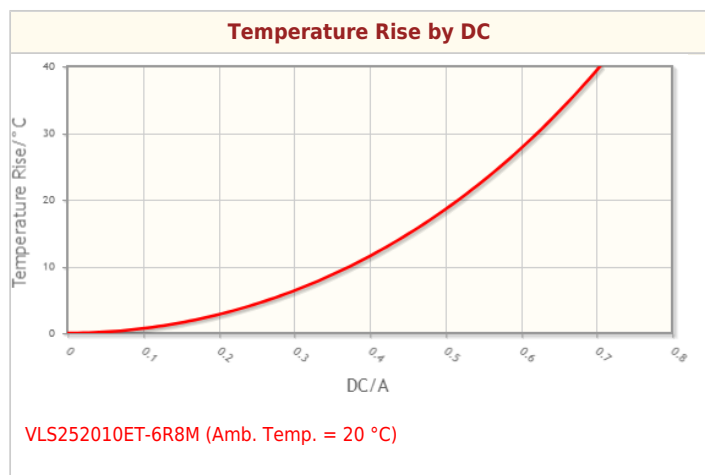
! All specifications are subject to change without notice.

Package Quantity	2000pcs
Weight	0.017g

Characteristic Graphs(This is reference data, and does not guarantee the products characteristics.)



Characteristic Graphs(This is reference data, and does not guarantee the products characteristics.)



Associated Images

