

VLS252012ET-2R2M



Applications	Commercial Grade
Feature	Wire Wound
	Magnetic Shield
	Ferrite Core
Series Type	VLS-E
Status	Production (Not Recommended for New Design)
	Recommended Alternate Part No. : VLS252010CX-2R2M-1 (Interchangeability is not guaranteed.)
Brand	TDK



Size	
Length(L)	2.50mm ±0.10mm
Width(W)	2.00mm ±0.10mm
Thickness Height	1.20mm Max.
Recommended Land Pattern (A)	0.85mm Nom.
Recommended Land Pattern (B)	0.80mm Nom.
Recommended Land Pattern (C)	2.00mm Nom.

Electrical Characteristics	
Inductance	2.2μH ±20% at 1MHz
Rated Current (L Change) [Typ.]	1.75A (30% Down)
Rated Current (L Change) [Max.]	1.55A (30% Down)
Rated Current (Temperature Rise) [Typ.]	1.3A (40°C Rise)
Rated Current (Temperature Rise) [Max.]	
DC Resistance [Typ.]	129mΩ
DC Resistance [Max.]	154mΩ
Rated Voltage [Max.]	
Self Resonant Frequency [Min.]	
Self Resonant Frequency [Typ.]	
Q [Min.]	
Q [Typ.]	

Other	
Operating Temp. Range	-40 to 105°C (Including Self-Temp. Rise)
Soldering Method	Reflow
AEC-Q200	NO
Packing	Embossed (Plastic)Taping [180mm Reel]

! Images are for reference only and show exemplary products.
! This PDF document was created based on the data listed on the TDK Corporation website.
! All specifications are subject to change without notice.

VLS252012ET-2R2M

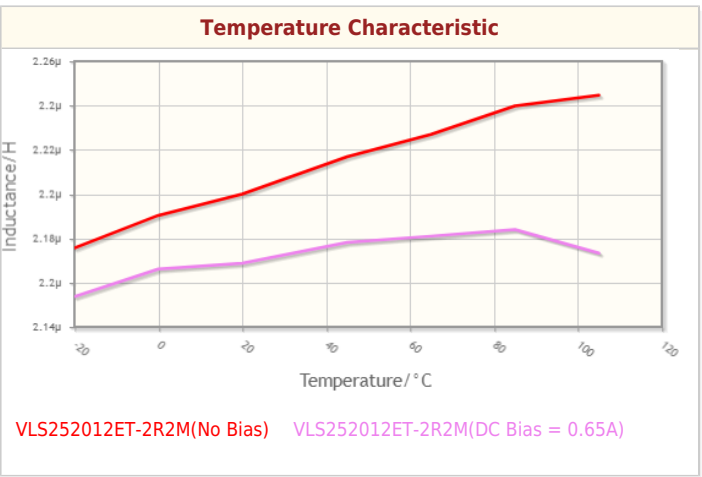
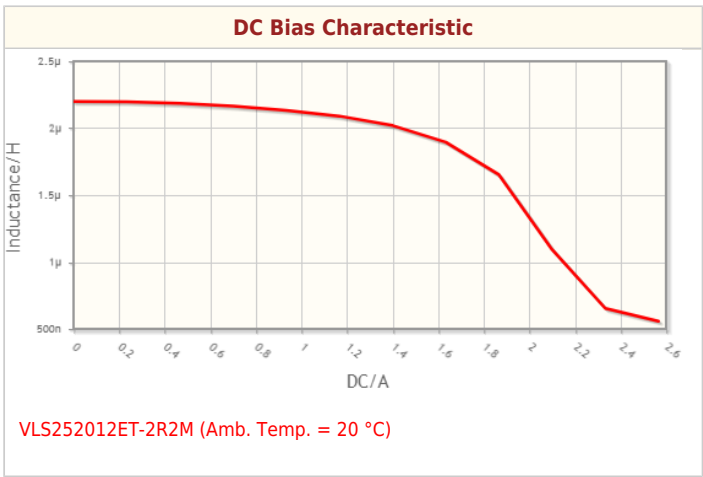
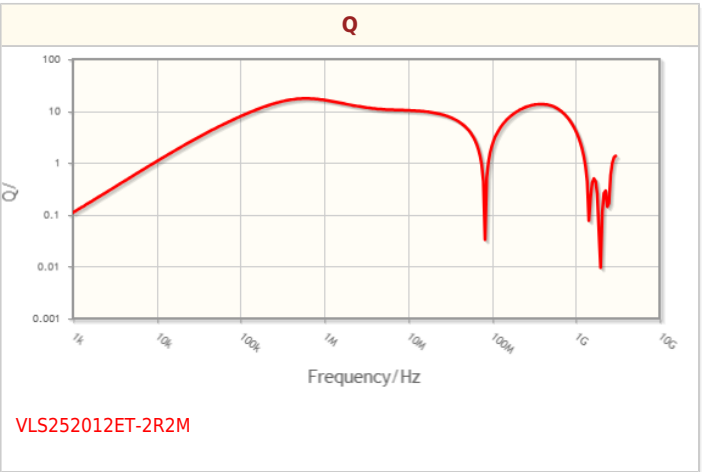
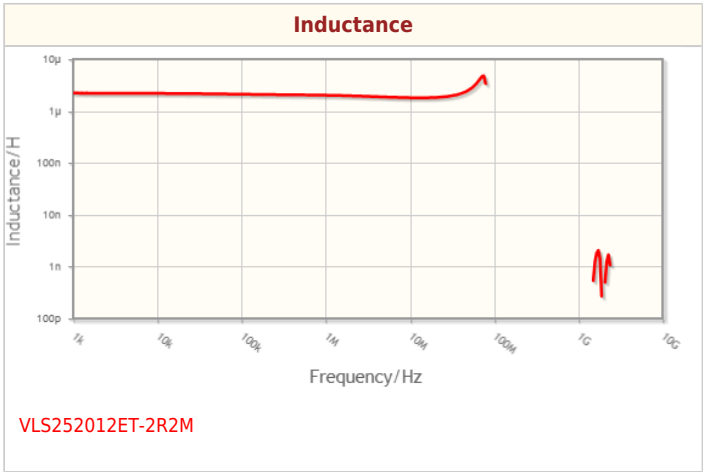
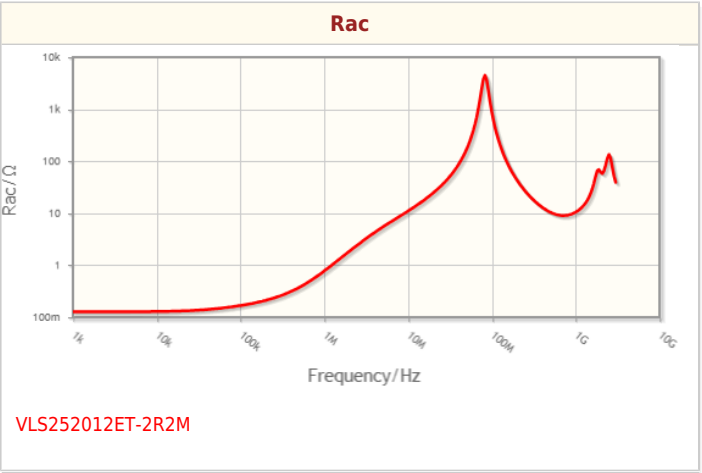
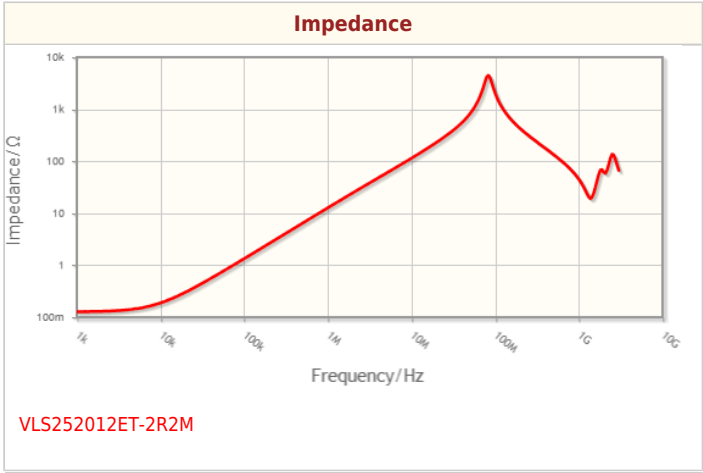


Package Quantity	2000pcs
Weight	0.024g

VLS252012ET-2R2M



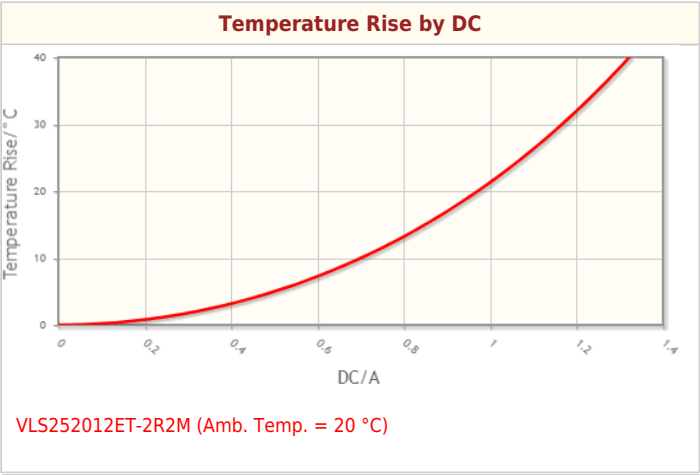
Characteristic Graphs(This is reference data, and does not guarantee the products characteristics.)



VLS252012ET-2R2M



Characteristic Graphs(This is reference data, and does not guarantee the products characteristics.)



VLS252012ET-2R2M



Associated Images

