

THE INFORMATION CONTAINED HEREIN IS CONSIDERED "PROPRIETARY" TO BEL FUSE INC. AND SHALL NOT BE COPIED, REPRODUCED OR DISCLOSED WITHOUT THE WRITTEN APPROVAL OF BEL FUSE INC.

LED 2 & 4 POLARITY			LED 1 & 3 POLARITY		
PIN 13	PIN 14	COLOR	PIN 15	PIN 16	COLOR
+	-	YELLOW	+	-	GREEN
-	+	YELLOW	-	+	ORANGE

RoHS



ELECTRICAL CHARACTERISTICS @ 25°C

URNS RATIO

TP1	1CT : 1CT
TP2	1CT : 1CT
TP3	1CT : 1CT
TP4	1CT : 1CT

INS. LOSS (MAX)

1MHz TO 20MHz	-0.8 dB
50MHz	-1.0 dB
200MHz	-1.2 dB
400MHz	-2.0 dB
500MHz	-3.0 dB

RET. LOSS (MIN) _FORM TESTING

1MHz	-20 dB
2MHz	-20 dB
100MHz	-20 dB
200MHz	-17 dB
300MHz	-13 dB
400MHz	-10 dB
500MHz	-6 dB

CM TO DM REJ

1MHz - 500MHz -30 dB MIN

HIPOT (Isolation Voltage): 2250VDC

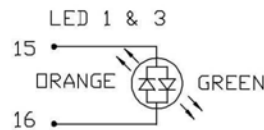
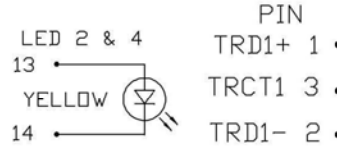
100% OF PRODUCTION TESTED TO COMPLY WITH IEEE 802.3 ISOLATION REQUIREMENTS.

LED 1 & 3

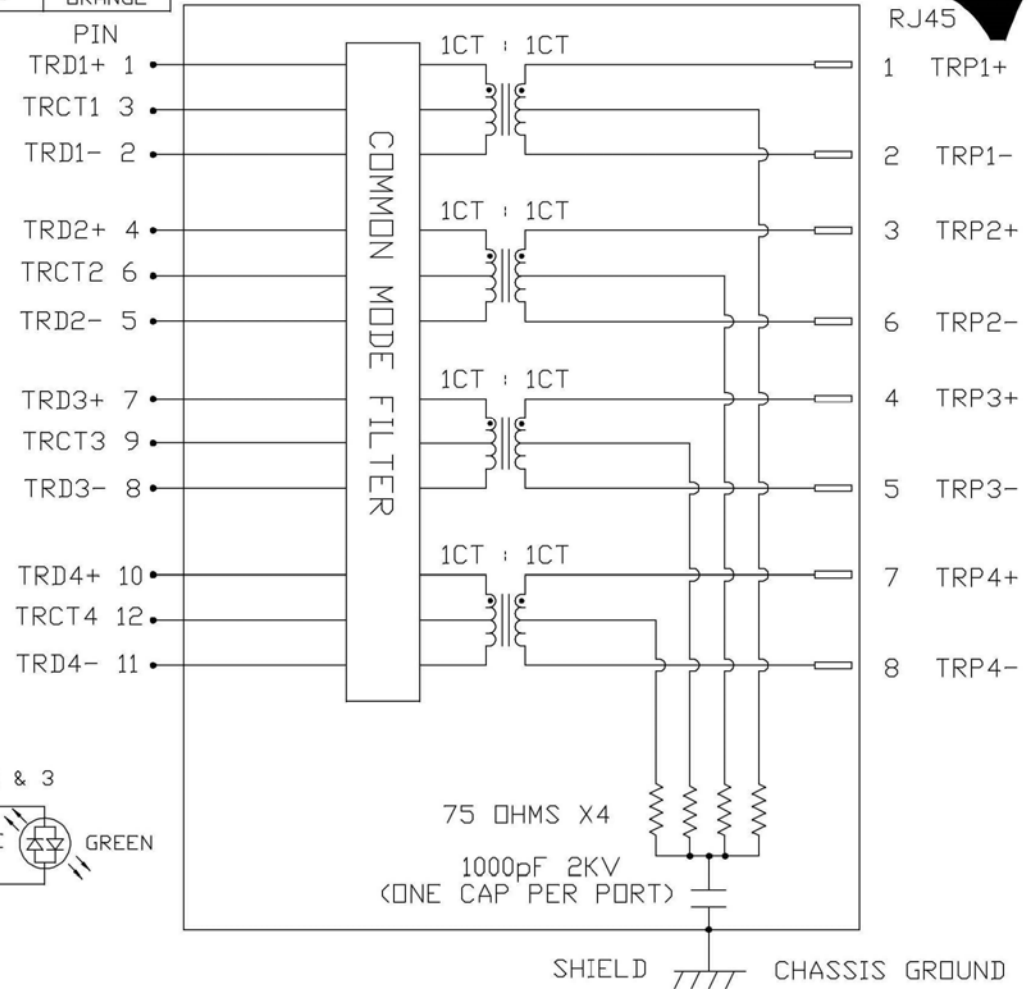
VF (FORWARD VOLTAGE) IF=20mA GREEN 2.2V TYP.
ORANGE 2.0V TYP.
λD (DOMINANT WAVELENGTH) IF=20mA GREEN 570nm TYP.
ORANGE 605nm TYP.

LED 2 & 4

VF (FORWARD VOLTAGE) IF=20mA YELLOW 2.1V TYP.
λD (DOMINANT WAVELENGTH) IF=20mA YELLOW 590nm TYP.



SCHEMATIC



- RJ45
- 1 TRP1+
- 2 TRP1-
- 3 TRP2+
- 6 TRP2-
- 4 TRP3+
- 5 TRP3-
- 7 TRP4+
- 8 TRP4-

ORIGINATED BY
CHOW WANCHUNG
DATE 2015-08-15

DRAWN BY
HU XIANG
DATE 2015-08-15

TITLE
2X1 10 Gigabit MagJack®

PATENTED

PART NO. / DRAWING NO.
G23-21YR-112

FILE NAME
G23-21YR-112_PC.DWG

STANDARD DIM.
TOL. IN INCH [] METRIC DIM.
AS REF.

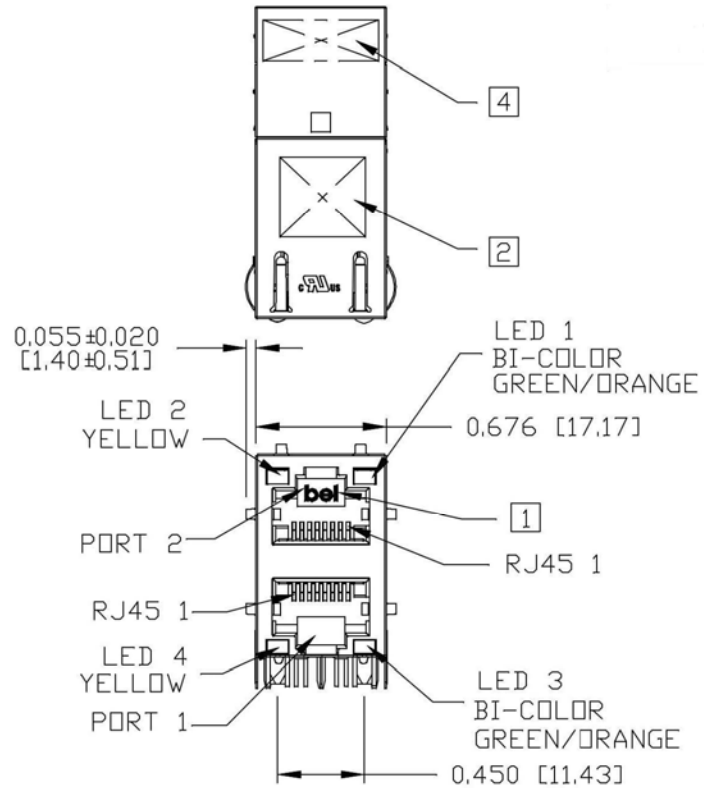
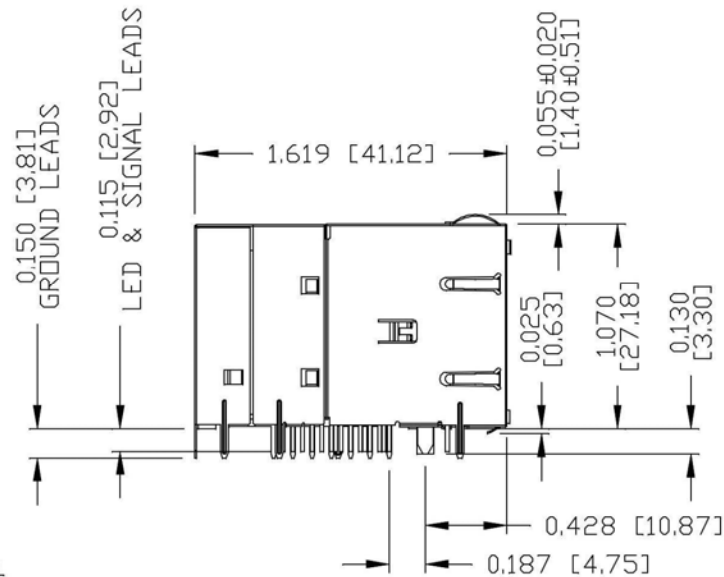
.X UNIT : INCH [mm]
.XX SCALE : N/A
.XXX SIZE : A4

REV. : PC PAGE : 2



THE INFORMATION CONTAINED HEREIN IS CONSIDERED 'PROPRIETARY' TO BEL FUSE INC. AND SHALL NOT BE COPIED, REPRODUCED OR DISCLOSED WITHOUT THE WRITTEN APPROVAL OF BEL FUSE INC.

RoHS



NOTES:

- PLASTIC HOUSING: THERMOPLASTIC PBT
FLAMMABILITY RATING UL 94V-0
- CONTACT PLATING: 50 MICRO-INCH HARD GOLD PLATING OR EQUIVALENT
- OUTPUT PINS: TIN-COATED COPPER WIRE, DIA 0.018 INCH.
- METAL SHIELD: NICKEL PLATED ON COPPER ALLOY,
(ALL GROUND LEADS ARE SOLDER DIPPED)

- [1] JACK CAVITY CONFORMS TO FCC RULES AND REGULATIONS, PART 68 SUBPART F.
- [2] MARK PART WITH MFG LOGO, NAME, PART NUMBER AND DATE CODE.

- 3. THE PRODUCT IS RoHS COMPLIANT
 UL RECOGNIZED - FILE #E169987.
- [4] THE PRODUCT IS PATENTED. "PATENTED" MARKING IS ON THE TOP SURFACE. THE PATENT NUMBER ARE U.S. PAT. 7,429,195 & U.S. PAT. 5,736,910 & U.S. PAT. 6,840,817 & U.S. PAT. 7,123,117 AND U.S. PAT. 7,924,130.
- 5. THE AXIAL RETENTION FORCE OF RJ PORT IS 15LBS MIN.

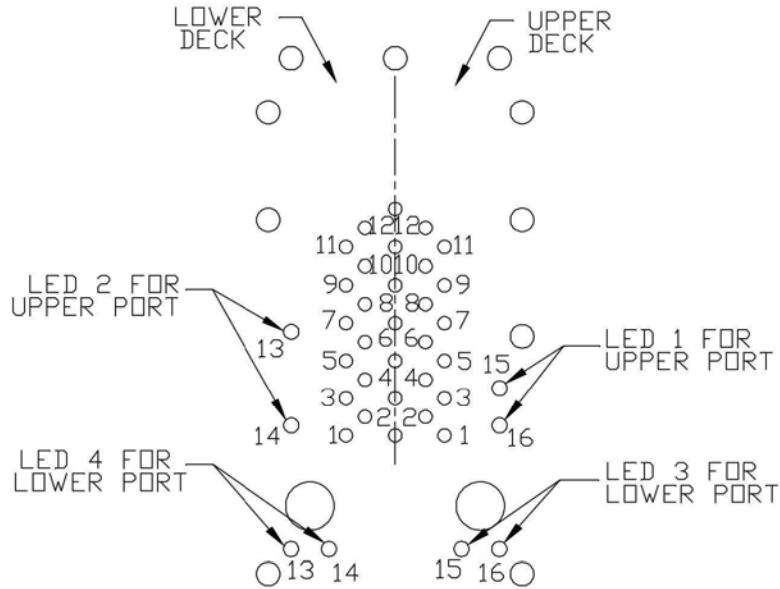
REV. :	PC	PAGE :	3
		UNIT : INCH [mm]	
		SCALE : N/A	
		SIZE : A4	

ORIGINATED BY SANDY LIN DATE 2015-08-15	TITLE 2X1 10 Gigabit MagJack® PATENTED	PART NO. / DRAWING NO. G23-21YR-112	STANDARD DIM. TOL. IN INCH	[] METRIC DIM. AS REF.
DRAWN BY XUE RIPING DATE 2015-08-15		FILE NAME G23-21YR-112_PC.DWG	.X	
			.XX	
			.XXX	±0.010

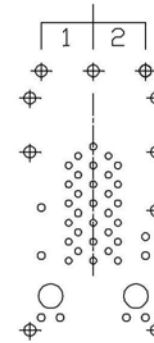
This document is electronically generated. This is a controlled copy if used internally

THE INFORMATION CONTAINED HEREIN IS CONSIDERED 'PROPRIETARY' TO BEL FUSE INC. AND SHALL NOT BE COPIED, REPRODUCED OR DISCLOSED WITHOUT THE WRITTEN APPROVAL OF BEL FUSE INC.

RoHS

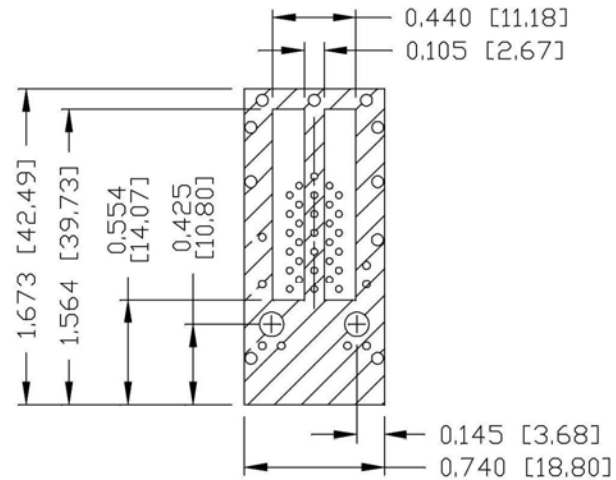


PORT ASSIGNMENT
(COMPONENT SIDE VIEW)



PIN-OUT INFORMATION
(COMPONENT SIDE VIEW)

10	TRD4+		
9	TRCT3		
8	TRD3-		
7	TRD3+		
6	TRCT2	16	ORANGE(+)/GREEN(-)
5	TRD2-	15	ORANGE(-)/GREEN(+)
4	TRD2+	14	YELLOW (-)
3	TRCT1	13	YELLOW (+)
2	TRD1-	12	TRCT4
1	TRD1+	11	TRD4-



THE SHADED AREA ON THE CUSTOMER BOARD ARE RECOMMENDED TO BE CLEAR OFF ANY VIA HOLE OR COMPONENT PAD.

REV. : PC PAGE : 4

ORIGINATED BY
SANDY LIN
DATE 2015-08-15

TITLE
2X1 10 Gigabit MagJack®
PATENTED

PART NO. / DRAWING NO.
G23-21YR-112

STANDARD DIM. TOL. IN INCH [] METRIC DIM. AS REF.

DRAWN BY
XUE RIPING
DATE 2015-08-15

FILE NAME
G23-21YR-112_PC.DWG

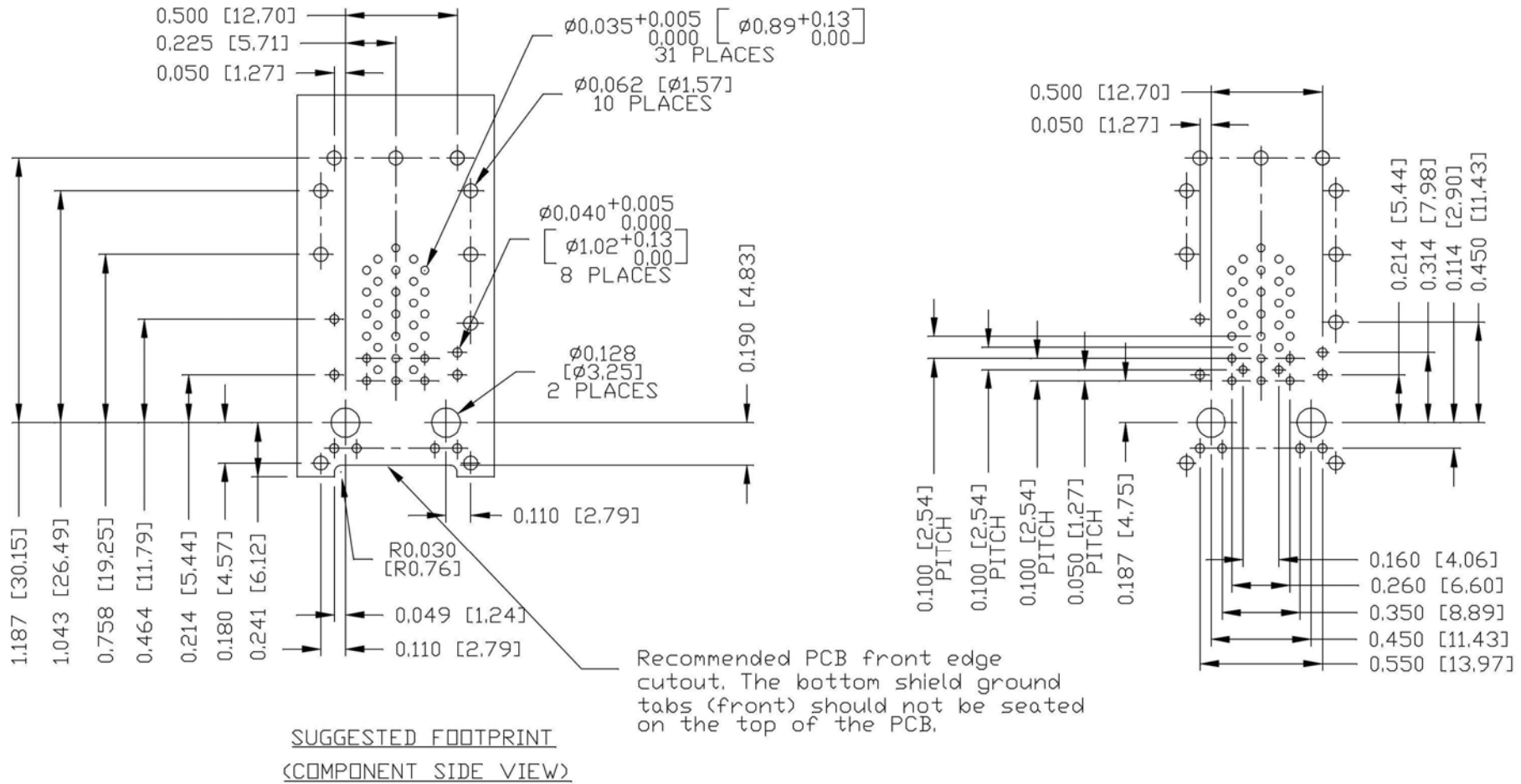
.X UNIT : INCH [mm]
.XX SCALE : N/A
.XXX ±0.004



SIZE : A4

THE INFORMATION CONTAINED HEREIN IS CONSIDERED "PROPRIETARY" TO BEL FUSE INC. AND SHALL NOT BE COPIED, REPRODUCED OR DISCLOSED WITHOUT THE WRITTEN APPROVAL OF BEL FUSE INC.

RoHS



ORIGINATED BY
SANDY LIN
DATE 2015-08-15
DRAWN BY
XUE RIPING
DATE 2015-08-15

TITLE
2X1 10 Gigabit MagJack®
PATENTED

PART NO. / DRAWING NO.
G23-21YR-112
FILE NAME
G23-21YR-112_PC.DWG

STANDARD DIM. TOL. IN INCH	[] METRIC DIM. AS REF.
.X	UNIT : INCH [mm]
.XX	SCALE : N/A
.XXX	SIZE : A4

REV. : PC PAGE : 5

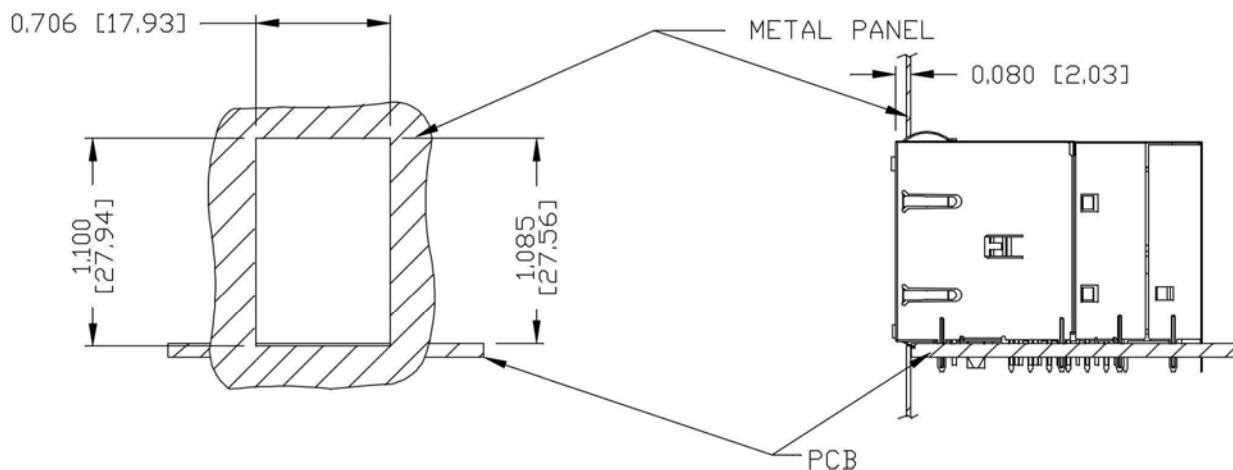


THE INFORMATION CONTAINED HEREIN IS CONSIDERED 'PROPRIETARY' TO BEL FUSE INC. AND SHALL NOT BE COPIED, REPRODUCED OR DISCLOSED WITHOUT THE WRITTEN APPROVAL OF BEL FUSE INC.

RoHS



SUGGESTED PANEL OPENING



NOTE:

THE DISTANCE OF PANEL INSIDE SURFACE RELATIVE TO FRONT SURFACE OF PART IS ONLY A SUGGESTION. IN CASE THIS DISTANCE IS DIFFERENT, THE REQUIRED PANEL OPENING DIMENSIONS CHANGE ACCORDINGLY.

PACKING INFORMATION

PACKING TRAY : 0200M9999-P3 (TOP)
0200M9999-P2 (BOTTOM)

PACKING QUANTITY : 18 PCS FINISHED GOODS PER TRAY,
9 TRAYS (162 PCS FINISHED GOODS) PER CARTON BOX.

REMARK : CARDBOARDS ARE PLACED BETWEEN LAYERS OF PACKING TRAY INSIDE CARTON BOX.
(INCLUDE THE UPPERMOST AND LOWERMOST TRAY)

REV. :	PC	PAGE :	6
		[] METRIC DIM. AS REF.	
		UNIT : INCH [mm]	
		SCALE : N/A	
		SIZE : A4	

ORIGINATED BY SANDY LIN DATE 2015-08-15	TITLE 2X1 10 Gigabit MagJack® PATENTED	PART NO. / DRAWING NO. G23-21YR-112	STANDARD DIM. TOL. IN INCH	[] METRIC DIM. AS REF.
DRAWN BY XUE RIPING DATE 2015-08-15		FILE NAME G23-21YR-112_PC.DWG	.X	UNIT : INCH [mm]
			.XX	SCALE : N/A
			.XXX ±0.004	SIZE : A4

DC002(2)120214

This document is electronically generated. This is a controlled copy if used internally