LOADING PATTERN MATING SIDE

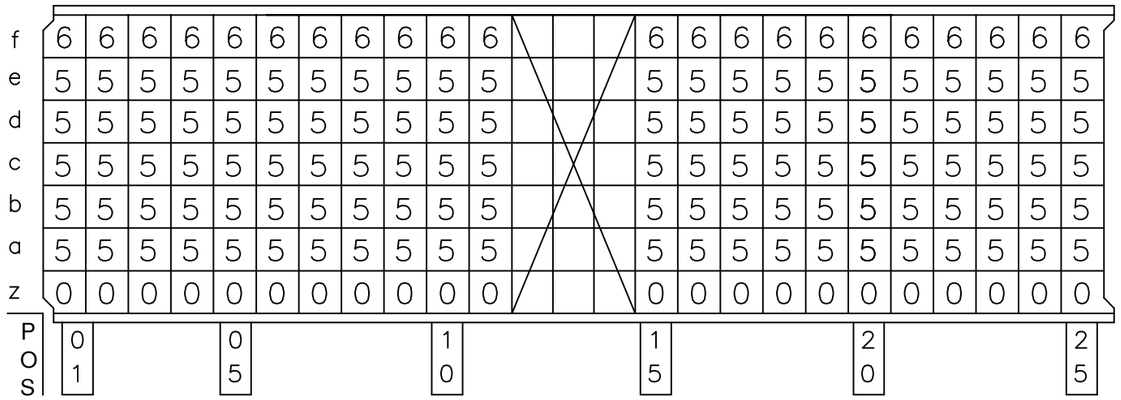

LOADED CONNECTOR ASSEMBLY
(FOR EXAMPLE)

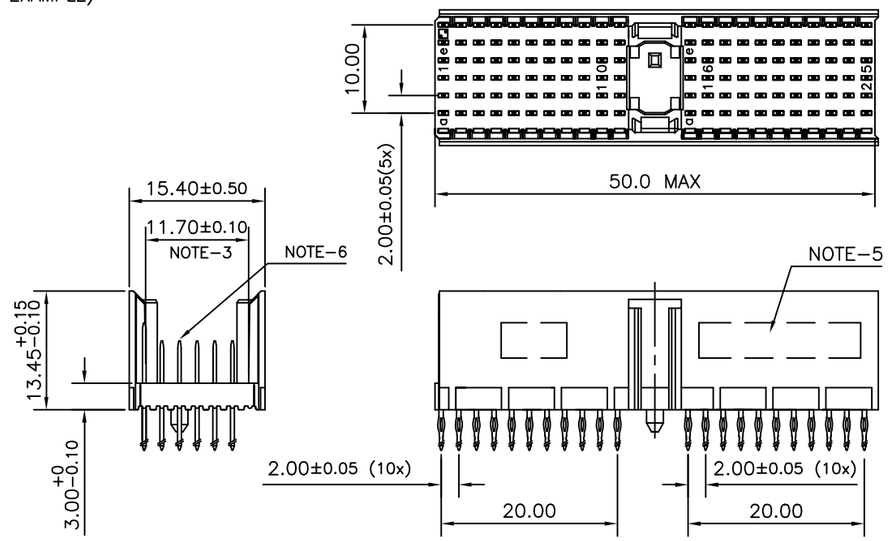

CONTACT OVERHEAD

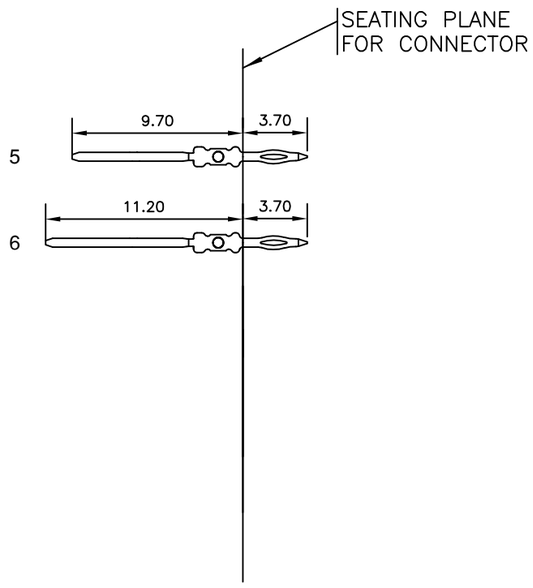

LAY-OUT P.C.B.-HOLE

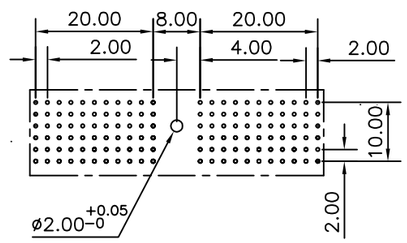

HM2P07PDE129-- -

LEAD FREE INDICATOR : LF = LEAD FREE
(DIGIT 15 & 16)

PLATING CODE (DIGIT 13 AND 14)
(REF DRW NO. BS,C , 201844 , 003)

NOTES

1. THIS PRODUCT IS CSA APPROVED.
2. THIS PRODUCT IS UL RECOGNIZED.
3. MEASURED AT THE BOTTOM.
4. MATERIAL CONTACT: PHOSPHORBRONZE
   HOUSING: CREAM WHITE GLASS FILLED POLYESTER UL-94V0
5. CONNECTOR PRINTED WITH P/N AND DATE CODE.
6. FOR ACTUAL CONTACT LOADINGS, SEE LOADING PATTERN MATING SIDE.
7. SHAPE OF CONNECTOR HOUSING CAN ALTER DEPENDING ON PRODUCTION LOCATION
8. THE PRODUCT (LF) MEETS EUROPEAN UNION DIRECTIVES AND OTHER COUNTRY REGULATIONS AS DESCRIBED IN GS-22-008
9. FOR RECOMMENDED PTH DIMENSIONS REFER DRAWING : BS, A , 201572 , 001

CATALOG NO: HM2P07PDE129----

mat'l. code				surface	tolerance		projection	product family	
SEE NOTE 4				ISO 1302	ISO 406 ISO 1101			MILLIPACS	
ltr	ecn no	dr	date	tolerances unless otherwise specified				title	
A	I05-0104	MINI	2005-06-21	angles	linear	.0±0.2	MM	MPACS 5+2R STR HDR PF CONN TYPE A	
B	I06-0099	MINI	2006-07-14			.00±0.1			
				0°±1°			scale –		
				dr	MINI K VANDANATH	2005-06-21		dwg no	sheet 1 of 1 / size
				engr	BIJU K PAUL	2005-06-21		BS, C ,203028, 273	A3
				chr	BIJU K PAUL	2006-07-14			
				appd	BIJU K PAUL	2006-07-14		type Product Customer Drawing	
sheet index	revision	B							
	sheet	1							

form: A3

FCIconnect.com
Copyright FCI

Downloaded from Arrow.com.

PDM: Rev:B STATUS:Released Printed: Dec 03, 2007