YM Series
4 Tumbler Miniature Switchlocks



Description

Designers of cable TV connectors, automotive accessories and computers turn to YM series of 4 tumbler miniature switchlocks to meet their security needs. As a 4 tumbler lock with positive detent, the YM series feature snap-together assemblies for pre-wiring the switch and are available with wire lead terminations.

Features & Benefits

- Snap-together assembly allows for pre-wiring of switch
- Wire lead terminations available
- 4 Tumbler lock with positive detent

Applications

- Cable TV connectors
- Automotive accessories
- Computers

Specifications

Contact Ratings	Q contact material: 4 amps @ 125 V AC or 28 V DC; 2 amps @ 250 V AC (UL). 4 amps @ 125 V AC, 2 amps @ 250 V AC, T65, class 1 (VDE). See page 3 for additional ratings.
Contact Resistance	Below 10 m Ω typ. initial @ 2-4 V DC, 100 mA

Electrical Characteristics

Electrical Life	10,000 make-and-break cycles at full load.
Insulation Resistance	10^9 Ω min.
Dielectric Strength	1,000 Vrms min. @ sea level.
Indexing	90°: 2 positions

Notes:
Max temperature for UL Recognition is 65ºC.

Agency Approvals

Agency	Agency File Number
c UL us	E42363

Materials

Lock	Zinc alloy with stainless steel facing. 4 tumbler single bitted lock with integral detent mechanism.
Keys	Two nickel plated brass keys with code number.
Switch Housing	6/6 Nylon (UL 94 V-2).
Contacts and Terminals	Q contact material: Copper, silver plated. See page 3 for additional contact materials
Mounting Nut	Brass, bright zinc plated.

Notes:
Any models supplied with Q or B contact material are RoHS compliant. Specifications and materials listed above are for switchlocks with standard options. For information on specific and custom switchlocks, consult Customer Service Center.

Ordering Number

To order, simply select desired option from each category and place in the appropriate box. For additional options not shown in catalog, consult Customer Service Center.

YMxxxx - 2 - C - x - xx - N - x

Switch and Lock Function
YM0613: SP, 90° Index, keypull pos. 1
YM061U: DP, 90° Index, keypull pos. 1 & 2

Keying
2: Two nickel plated brass keys

Lock Type
C: 4 Tumbler, single bitted lock with detent

Lock Finish
2: Stainless steel facing
8: Gloss black facing

Terminations
05: Quick connect
WC: Wire lead

Mounting/Lock Style
N: With nut

Contact Material
Q: Silver
B: Gold

© 2025 Littelfuse, Inc.
Specifications are subject to change without notice.
Revised: CM.06/17/25

Downloaded from Arrow.com.

YM Series
4 Tumbler Miniature Switchlocks

Switch and Lock Function

No. Poles	Model No.	Switch Function		Key Pull Positions	Lock Configuration	Indexing	Schematic
		POS. 1	POS. 2				
SP	YM0613	OFF	ON	Position 1		90°	
SP	YM061U	OFF	ON	Position 1 & 2			

SPST inches (mm)

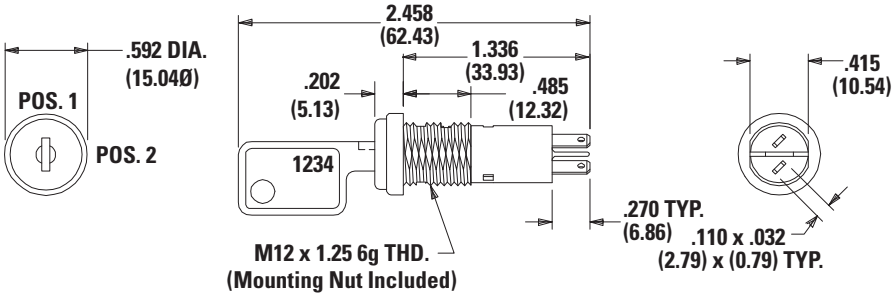

Part number shown: YM0613C205NQ

Notes: All models c UL us with all options when ordered with 'Q' contact material.

Legend

- ● = Detent Positions (90°)
- ◉ = Key pull possible in these positions
- ● ◉ = Stop Positions

Keying

2 Two Nickel Plated Brass Keys

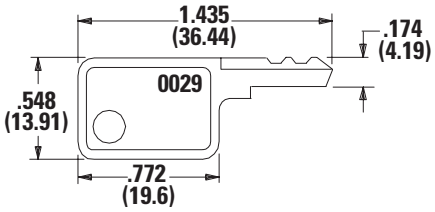

Key Part Number: 960B10029

Note: All orders keyed alike with code number on key. For more than one key code, replacement keys, or other special features, consult Customer Service Center.

Lock Type

C 4 Tumbler, Single Bitted Lock with Detent

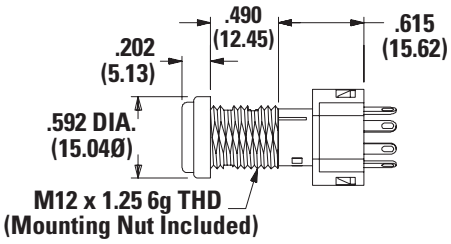

Lock Finish

2 Stainless Steel Facing

8 Gloss Black Facing

© 2025 Littelfuse, Inc.
Specifications are subject to change without notice.
Revised: CM.06/17/25

Downloaded from Arrow.com.

YM Series
4 Tumbler Miniature Switchlocks

Terminations

05 Quick Connect

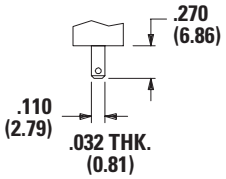

WC Wire Lead



Black wire standard, other colors and lengths available, consult Customer Service Center. UL style 1015.

Mounting Style

N With Nut

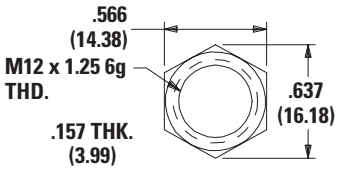

Nut part number: 1790901A47

Panel Mounting

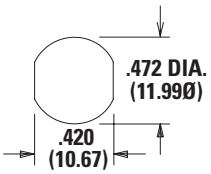

Panel thickness:
.300 (7.62) max.

Contact Material

Option Code	ROHS Compliant[1]	ROHS Compatible[1]	Contact and Terminal Material	Rating	
Q	Yes	Yes	Silver[2]	Power	4 amps @ 125 V AC or 28 V DC; 2 amps @ 250 AC V AC (UL[3]).
B	Yes	Yes	Gold[1]	Low Level / Dry Circuit	0.4 VA max. @ 20 V AC or DC max.

Note: See Technical Data section of this catalog for RoHS compliant and compatible definitions and specifications.
1. Contacts & Terminals: Copper, with gold plate over nickel plate.
2. Contacts & Terminals: Copper, silver plated (std. with all termination options).
3. All models c UL us with all options when ordered with 'G' or 'Q' contact material.

Available Hardware

Material: Brass
Finish: Nickel plate
Key Code: 0029
Part No. (One Key) 960B10029

Disclaimer Notice - Information furnished is believed to be accurate and reliable. However, users should independently evaluate the suitability of and test each product selected for their own applications. Littelfuse products are not designed for, and may not be used in, all applications. Read complete Disclaimer Notice at http://www.littelfuse.com/disclaimer-electronics.

© 2025 Littelfuse, Inc.
Specifications are subject to change without notice.
Revised: CM.06/17/25

Downloaded from Arrow.com.