

















REMOTE INDICATION, SENSING RESISTORS

REMOTE INDICATION & METERS		
Product	Features	Accessory For
RK-302 Remote Indication and Reset Kit 	Panel-mounted remote indication and reset, standard 22 mm mounting with NEMA 4 and NEMA 13 rating.	SE-325
RK-332 Remote Indication and Reset Kit 	Panel-mounted remote indication and reset, standard 22 mm mounting with NEMA 4 and NEMA 13 rating.	SE-330 SE-330AU SE-330HV
PGB-6130 Remote Indication and Reset Assembly 	Remote indication of overcurrent, phase unbalance, phase loss, phase sequence, and overtemperature. Remote reset included.	PGR-6130
PGB-6800 Remote Indication and Reset Assembly 	Remote indication of overcurrent, undercurrent, phase unbalance, phase loss, and phase sequence. Remote reset included.	PGR-6800
PGA-0500 Analog % Current Meter 	Panel-mounted analog meter displays ground-fault current as a percentage of the set point.	SE-601 PGR-4300 PGR-6100 SE-701 SE-703 SE-704
PGA-0510 Analog Ohm Meter 	Panel-mounted analog ohmmeter displays insulation resistance from 0 Ω to infinity.	PGR-3200 PGR-6100
E2323 & E2324 Megaohmmeter & Kiloohmmeter 	Flush-mounted units designed for connection with the T3200 for instrument readings.	T3200
M8100 Synchroscope 	Flush-mounted units provide illuminated indication of the phase and frequency difference between voltages on two separate AC systems.	T5000 T4500 C6200 FlexGen S6000 Sigma

SENSING RESISTORS		
Product	Features	Accessory For
ER-600VC (PGE-600V) Sensing Resistor 	Used on systems up to 1 kV. (Continuous duty)	SE-330 SE-325 SE-330AU
SE-MRE-600 Enclosure 	Used in outdoor enclosures. (ER-600VC ordered separately)	ER-600VC
ER-5KV (PGE-05KV) Sensing Resistor 	Used on systems up to 5 kV. (Continuous duty)	SE-330 SE-325 SE-330AU
ER-5WP (PGE-05WV) Sensing Resistor 	Used on systems up to 5 kV, includes weather-protected terminals for use in outdoor enclosures. (Continuous duty)	SE-330 SE-325 SE-330AU
ER-15KV (PGE-15KV) Sensing Resistor 	Used on systems up to 15 kV. (Non-continuous duty)	SE-330 SE-325 SE-330HV SE-330AU
ER-25KV (PGE-25KV) Sensing Resistor 	Used on systems up to 25 kV. (Non-continuous duty)	SE-330 SE-325 SE-330HV SE-330AU
ER-35KV (PGE-35KV) Sensing Resistor 	Used on systems up to 35 kV. (Non-continuous duty)	SE-330 SE-330HV SE-330AU
ER-72KV (PGE-72KV) Sensing Resistor 	Used on systems up to 72 kV. (Non-continuous duty)	SE-330HV