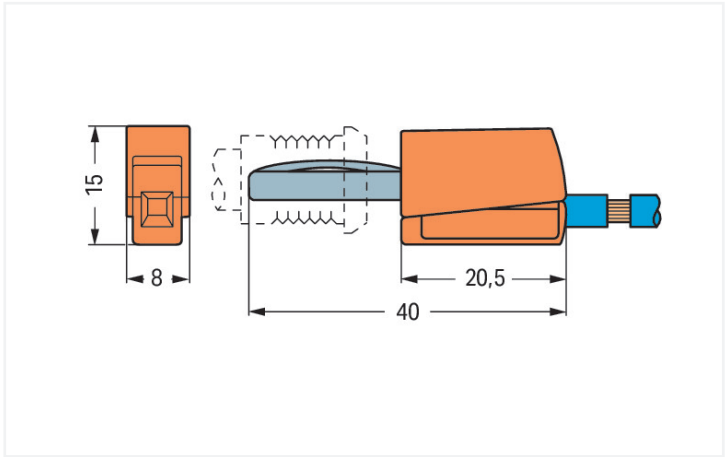


Color: ■ yellow



Dimensions in mm

Technical data	
Total number of potentials	1

Electrical data	
Rated current	20 A
Test voltage	42 V

Connection data	
Connection technology	CAGE CLAMP®
Strip length	9 ... 11 mm / 0.35 ... 0.43 inches
Clamping units	1
Solid conductor	0.08 ... 2.5 mm² / 28 ... 14 AWG
Fine-stranded conductor	0.08 ... 2.5 mm² / 28 ... 14 AWG

Physical data	
Width	8 mm / 0.315 inches
Height	15 mm / 0.591 inches
Depth	40 mm / 1.575 inches

Material data	
Color	yellow
Fire load	0.042 MJ
Weight	3.8 g



Commercial data	
Product Group	2 (Terminal Block Accessories)
PU (SPU)	50 pcs
Packaging type	Box
Country of origin	DE
GTIN	4045454293512
Customs tariff number	85366990990

Product classification	
UNSPSC	39121421
eCl@ss 10.0	27-44-03-13
eCl@ss 9.0	27-44-03-13
ETIM 9.0	EC002255
ETIM 8.0	EC002255
ECCN	NO US CLASSIFICATION

Environmental Product Compliance	
RoHS Compliance Status	Compliant,No Exemption

Downloads

Environmental Product Compliance

Compliance Search

Environmental Product Compliance 215-511


↓

Documentation			
Bid Text			
215-511	19.02.2019	xml 3.02 KB	↓
215-511	19.09.2017	doc 24.50 KB	↓

CAD/CAE-Data	
CAD data	CAE data
2D/3D Models 215-511	EPLAN Data Portal 215-511
↓	↓
	WSCAD Universe 215-511
	↓


Installation Notes

Conductor termination



Conductor termination: Press button fully, insert stripped conductor into square entry and release.

Testing



Testing via banana plug.
Picture shows a test plug adapter (Item No. 209-170).