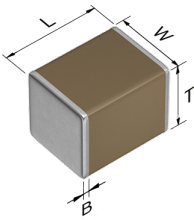



Product Status	Production (NRND)
TDK Item Description	C3225X7R1H335KT****
Applications	Commercial Grade Please refer to Part No. CGA6P3X7R1H335K250AB for Automotive use.
Feature	GeneralGeneral (Up to 75V)
Series	C3225 [EIA 1210]
Status	 Production (Not Recommended for New Design)
Brand	TDK
Environmental Compliance	   



Size	
Length(L)	3.20mm ±0.40mm
Width(W)	2.50mm ±0.30mm
Thickness(T)	2.50mm ±0.30mm
Terminal Width(B)	0.20mm Min.
Recommended Land Pattern (PA)	2.00mm to 2.40mm
Recommended Land Pattern (PB)	1.00mm to 1.20mm
Recommended Land Pattern (PC)	1.90mm to 2.50mm

Electrical Characteristics	
Capacitance	3.3μF ±10%
Rated Voltage	50VDC
Temperature Characteristic	X7R(±15%)
Dissipation Factor (Max.)	5%
Insulation Resistance (Min.)	151MΩ

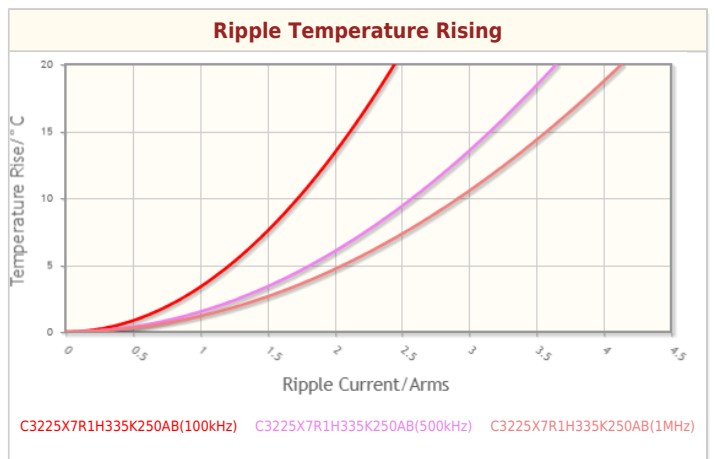
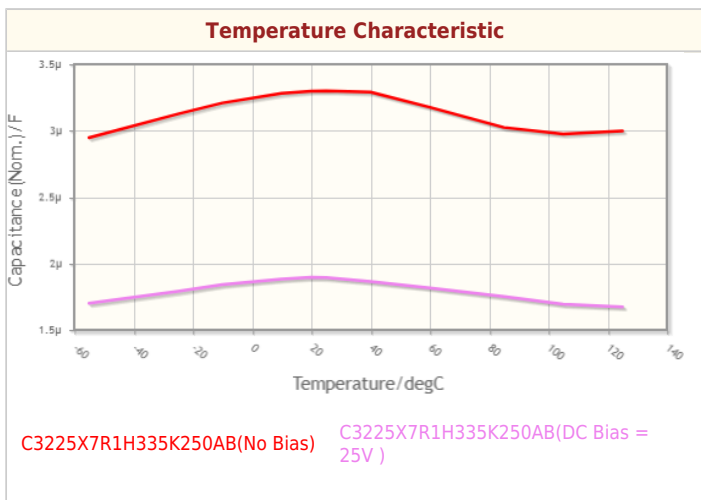
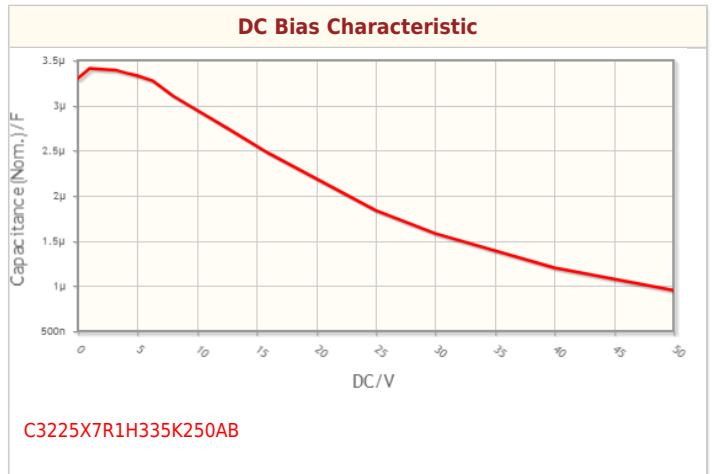
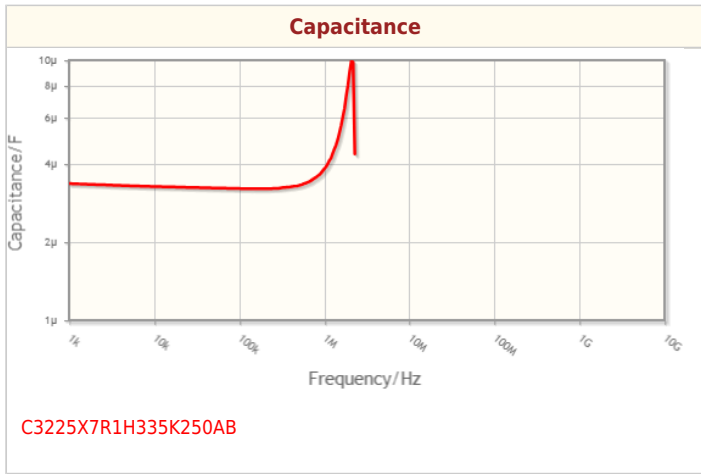
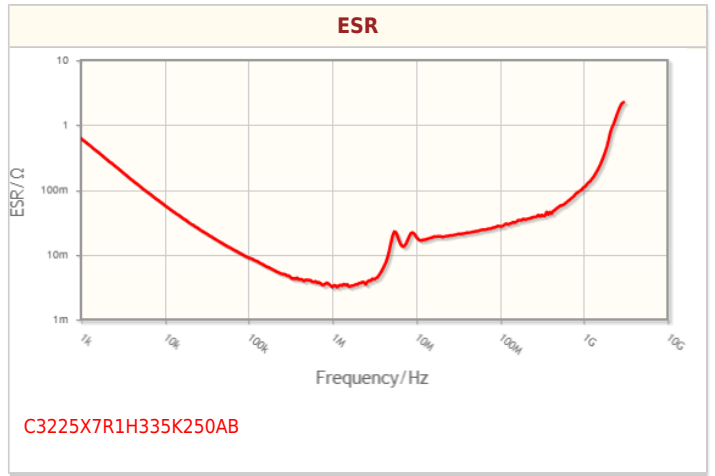
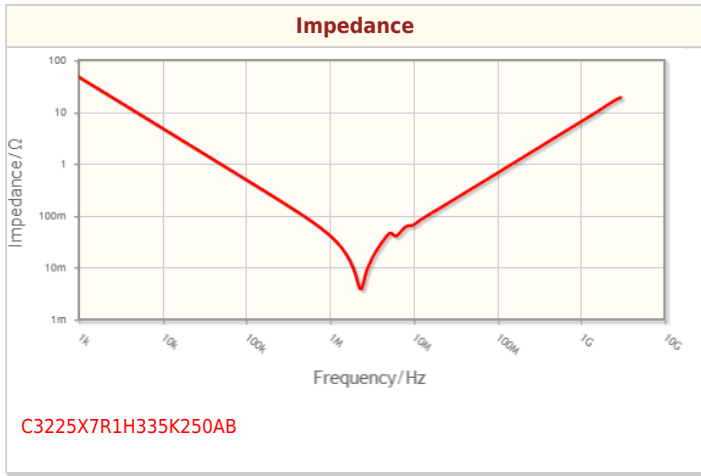
Other	
Operating Temp. Range	-55 to 125°C
Soldering Method	Reflow
AEC-Q200	NO
Packing	Embossed (Plastic)Taping [180mm Reel]
Package Quantity	1000pcs
FIT (Failure In Time)	 This will be displayed when you login to myTDK

! Images are for reference only and show exemplary products.

! This PDF document was created based on the data listed on the TDK Corporation website.

! All specifications are subject to change without notice.

Characteristic Graphs(This is reference data, and does not guarantee the products characteristics.)



Associated Images

