

VLF10045T-1R0N100



Applications	Commercial Grade
Feature	Wire Wound
	Magnetic Shield
	Ferrite Core
Series Type	VLF
Status	Obsolete
	Recommended Alternate Part No. : CLF10040T-1R0N-D (Interchangeability is not guaranteed.)
	Discontinue Issue Date : May.18, 2017
	Last Purchase Order Date : Mar.29, 2019
	Last Shipment Date : Sep.30, 2019
Brand	TDK



Size	
Length(L)	10.00mm Nom.
Width(W)	9.70mm Nom.
Thickness Height	4.50mm Max.
Recommended Land Pattern (A)	1.70mm Nom.
Recommended Land Pattern (B)	7.30mm Nom.
Recommended Land Pattern (C)	3.60mm Nom.

Electrical Characteristics	
Inductance	1μH ±30% at 100kHz
Rated Current (L Change) [Typ.]	
Rated Current (L Change) [Max.]	13.5A (30% Down)
Rated Current (Temperature Rise) [Typ.]	10A (40°C Rise)
Rated Current (Temperature Rise) [Max.]	
DC Resistance [Typ.]	4.6mΩ
DC Resistance [Max.]	5.5mΩ
Rated Voltage [Max.]	
Self Resonant Frequency [Min.]	
Self Resonant Frequency [Typ.]	
Q [Min.]	
Q [Typ.]	

Other	
Operating Temp. Range	-40 to 105°C (Including Self-Temp. Rise)
Soldering Method	Reflow

! Images are for reference only and show exemplary products.
! This PDF document was created based on the data listed on the TDK Corporation website.
! All specifications are subject to change without notice.

VLF10045T-1R0N100

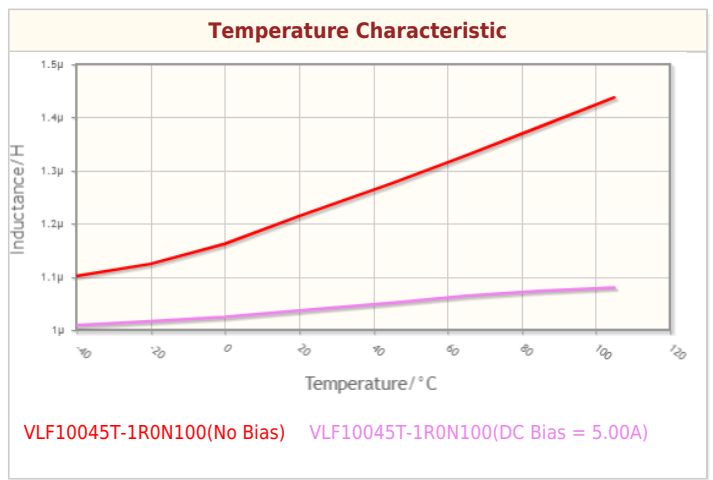
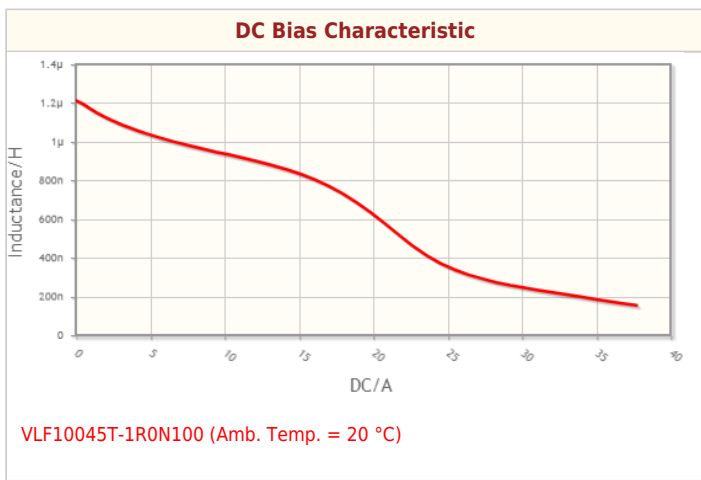
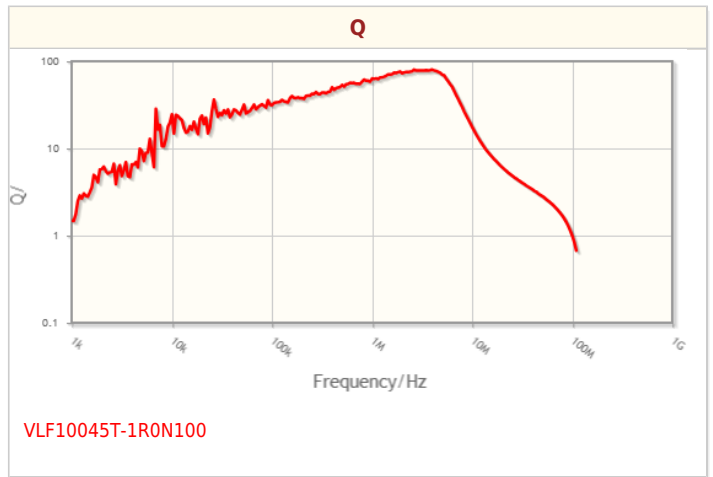
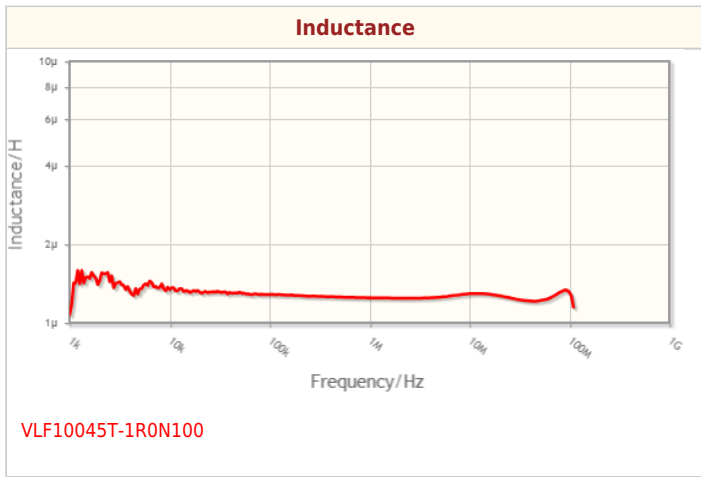
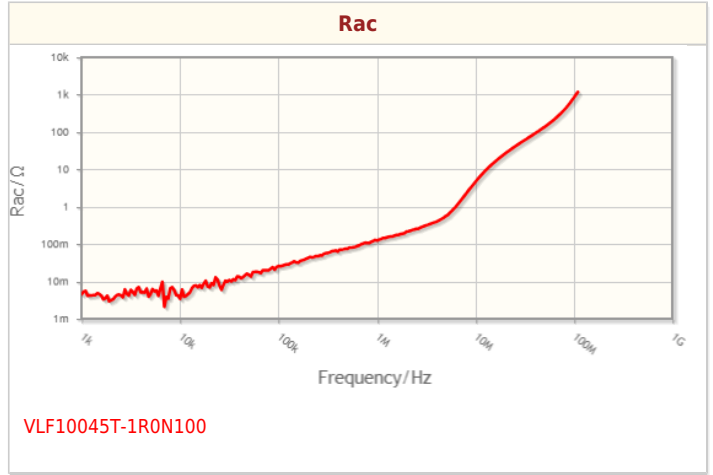
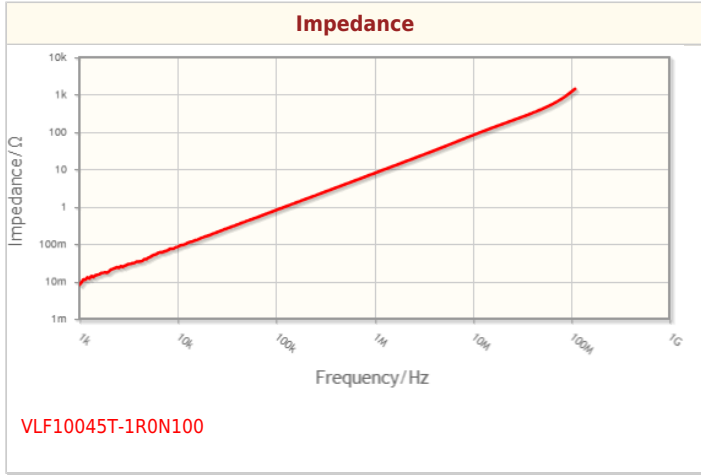


AEC-Q200	NO
Packing	Embossed (Plastic)Taping [330mm Reel]
Package Quantity	500pcs
Weight	1.49g

VLF10045T-1R0N100



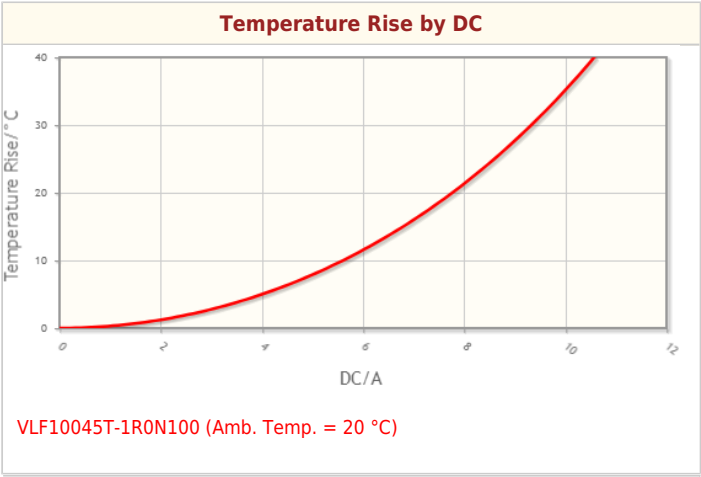
Characteristic Graphs(This is reference data, and does not guarantee the products characteristics.)



VLF10045T-1R0N100



Characteristic Graphs(This is reference data, and does not guarantee the products characteristics.)



VLF10045T-1R0N100



Associated Images

